

TELEPHONE : 08258-230234 (O)
08258-233214 (PRI)

E-MAIL : principal@sribhuvanendra.org
FAX : (08258) 235114



SRI BHUVANENDRA COLLEGE

KARKALA - 574 104, UDUPI DISTRICT

16.03.2017

Circular

Feedback Analysis Committee of Internal Quality Assurance Cell

Feedback Analysis Committee is constituted for the year 2017 under Internal Quality Assurance Cell to analyse and make a report for presentation in the governing Council.

1. Sri H.G. Nagabhushana, Coordinator, IQAC *HGN*
2. Sri Dattatreya, SWO *SD*
3. Dr. Ishwara Bhat, HoD of Zoology *IB*
4. Sri Shivakumar S.J., HoD of Economics *SS*
5. Sri Lakshminarayana, K. S., HoD of Mathematics *LS*
6. Smt. Suchitra, NSS Officer *SC*
7. Sri Shivananda K., Office Staff *SK*

HGN
Coordinator, IQAC

Principal
Principal
SRI BHUVANENDRA COLLEGE
KARKALA - 574 104



Sri Bhuvanendra College, Karkala

Internal Quality Assurance Cell

Report on Feedback From Stakeholders -2017

(To be placed for approval in the Governing Council meeting to be held on 20.04.18)

Feedback form on Programmes, on the College and on Teachers from students, Parents, old students on the College and from employers on our graduates and on working environment from teachers was collected for the year 2016-2017 with the structured questionnaires

1. **Students feedback on Programmes:** Random sampling method was used and feedback from 92 students was Collected. Beginning from entrance test to ending with exit test, the questions covered include Bridge course/awareness regarding aims and objectives of the syllabus, learning values relevance, students efforts, possible benefits, coverage of syllabus, library provisions, need and fairness of internal assessment, students' rating in comparison with the other institutions, teacher-student relationship, feedback on office, encouragement of co-curricular activities, hostel facilities, level of confidence in students and rating of the institution by students. The opinions related to Departments, library, institution, office, hostels were separated for analysis. The findings are presented here for further actions at different levels. The opinions have been extremely encouraging.

A. Highlights of the students feedback:

- Almost Half (49%) students felt that internal assessment must be increased to 50% from 20% that's in existence.
- Frequency of participation of students needs to be increased
- Computer facilities need to be increased as only 64% of students rate it as very good or good.

2. Parents' feedback from parents is collected like every year. Feedback on reason for admission to this College, sensitivity to their needs, parents rating on teaching, experience of their children, feedback on value education, mentoring, infrastructure, learning environment and overall satisfaction and their suggestion for improvement were tabulated and discussed in IQAC. The opinions were very positive and shortcomings were very few. Necessary changes needed to be made to make parents assured of the progress of their wards. 40 parents responded to the feedback.

B. Highlights of Parents feedback

- As many as 28% of parents send their Children to this College because of its reputation.

- Efforts need to be made to increase the reputation of the College.
- Most parents are happy about learning environment in the College
- Mentoring through Cumulative record has been very successful as 68 percent of parents learn about the performance of their wards through CR

3. **Old students Feedback on Institution and Programme** :The questions seeking their opinion on the role of College in their success, knowledge, skill, values, teaching and learning experience, teachers' competence and rating of the College are analyzed by IQAC. Majority of opinions were very positive. Corrective measures are to be taken wherever necessary.98old students participated in the feedback process.

C. Highlights of Alumni Feedback

- 100 percent Alumni want to recommend the College to their acquaintances
- 75% of students feel that their education has had a positive impact on their economic condition.
- 20% people think that teachers knowledge and competence is adequate.
- As high as 57 percent of old students feel that they are shaped by this College.

4. **Feedback from Employers:** Questions specifically designed to make our students employable. Questions on IQ,EQ,work culture, leadership qualities, communication skills, problem solving skills, technological acumen, innovation , creativity and rating of the College in terms of competence,skills and attitudes were analyzed by collecting their opinions. Respondents are few as it is restricted to Karkala. Therefore only 32 respondents gave their feedback. Responses were very positive and encouraging. Whereever change or correction is desirable, measures need to be taken by the College.

D. Highlights of Employers' Feedback

- Most of the employers feel that our students are well motivated, trained , competent and creative in their job.
- Overall rating of our Old students as employees is really satisfying.

5. **Teachers' Feedback on institution** includes regarding balance between theory and application in syllabi,objectives of the syllabi , availability of books/journals in library, freedom to adopt new techniques / strategies of teaching, strategies of testing and assessment, coverage of all units in the syllabus, about environment in the College, teachers friendly environment exists, opportunities and support to faculty members for upgrading their skills and qualifications, about ICT facilities in the college, Canteen, about cleanliness of Toilets / washrooms, classrooms. The analysis was done and no major problem seems to exist.40 teachers responded to the feedback.

E. Highlights of Teachers Feedback:

- Most of the teachers thought that the syllabus they taught was adequately challenging and also interesting

- Most teachers felt high amount of academic freedom to experiment with new techniques of teaching.
- Teachers were satisfied with academic ambience of the College
- Teachers were happy with the academic resources at their disposal.


Conclusion: Broadly the students, Parents, alumni, employers and teachers in the college are satisfied with the syllabi of Programmes and curriculum delivery mechanism in the College. According to all of them, Competency building measures, character building efforts and overall discipline in the College are very satisfying.

6. **Students feedback on teachers :** Questionnaire given to a group of students about a particular teacher choosing them from all streams and all classes. Students feedback on teachers regularity and punctuality, syllabus coverage, communicability knowledge, loudness and clarity, rapport with students, impartiality in assessment, encouragement to co-curricular activities, and the availability for consultation. The feedback collected is tabulated and sent the concerned teacher for resolving issues mentioned in the report.

- Students feed back on individual teacher was kept confidential and the related teacher was informed about the opinion of students and he/she was suggested to better his/her performance in the areas where students were dissatisfied.



IQAC Coordinator


Principal

**SRI BHUVANENDRA COLLEGE
KARKALA - 574 104**

Telephone : 08258 - 230234 (O)
08258 - 233214 (PRI)

E-Mail : principal@sribhuvanendra.org
Fax : 08258 - 235114



SRI BHUVANENDRA COLLEGE

[Reaccredited Institution with 'B' by NAAC]

KARKALA - 574 104, UDUPI DISTRICT.

Sponsored by : The Academy of General Education, MANIPAL - 576 104.

Ref. No. : S.B.C./G.C./2018-19

Date : 13.04.2018

Notice

Meeting of the College Governing Council will be held on Friday, 20th April, 2018, at 4.30 p.m. Kindly make yourself free to attend the meeting.

Venue : Executive Chamber.

Agenda :

1. Parents meet -

Responsible person: Dr. Vasudevaiah
Deputy Principal

2. Nelson Yarahamda

Programme

3. Any other matters

To :

- 1) Sri Ananth G Pai - President
- 2) Dr. H Shantaram - A.G.E. Representative
- 3) Sri K Surendra Kamath
- 4) Dr. A Bharathesh
- 5) Dr. Asha P Hegde
- 6) Sri K Surendra Prabhu
- 7) CA Shivananda Pai
- 8) Sri R Tukaram Nayak
- 9) Sri Bola Damodar Kamath
- 10) Sri Sudeesh Shenoy
- 11) Sri T M Ananda
- 12) Smt. Meenakshi
- 13) Sri Ramesh S C
- 14) Dr. Manjunatha A Kotian - Principal/Secretary
- 15) Miss Chaitra H

* Annual feedback report was approved and the Principal was directed to take necessary measures to implement the suggestions

Members Present in SBC Governing Council Meeting held on
20.04.2018 (Friday)

Sl. No	Name	Signature
1	Sri Ananth G. Pai	
2	Dr. H. Shantaram	
3	Sri K. Surendra Kamath	
4	Dr. A. Bharathesh	
5	Dr. Asha P. Hegde	Abseent.
6	Sri K. Surendra Prabhu	
7	CA Shivananda Pai	
8	Sri Tukaram Nayak	
9	Sri Bola Damodar Kamath	
10	Sri Sudeesh Shenoy	
11	Sri T.M. Ananda	
12	Smt. Meenakshi	Abseent.
13	Sri Ramesh S.C.	
14	Dr. Manjunatha A. Kotian - Principal	
15	Miss Chaitra H	

* Resolved to arrange programme as per the Agenda

20/4/18

TELEPHONE : 08258-230234 (O)
08258-233214 (PRI)

E-MAIL : principal@sribhuvanendra.org
FAX : (08258) 235114



SRI BHUVANENDRA COLLEGE

KARKALA - 574 104, UDUPI DISTRICT

03.02.2018

Internal Quality Assurance Cell

Circular

Feedback Analysis Committee

Feedback Analysis Committee is constituted to analyse and make a report for presentation in the governing Council.

1. Sri H.G. Nagabhushana, Coordinator, IQAC *Hen*
2. Sri Dattatreya, SWO *SA*
3. Dr. Ishwara Bhat, HoD of Zoology *Bhat*
4. Sri Shivakumar S.J, HoD of Economics *S*
5. Sri Lakshminarayana, K .S, HoD of Mathematics *men*
6. Smt. Suchitra, NSS Officer *S*
7. Sri Shivananda K, Office Staff *S*

H.G. Nagabhushana
Coordinator, IQAC

Principal
Principal
SRI BHUVANENDRA COLLEGE
KARKALA - 574 104



Sri Bhuvanendra College, Karkala

Internal Quality Assurance Cell

Report on Feedback From Stakeholders -2018

(To be placed for approval in the Governing Council meeting to be held on 12.04.2019.

Feedback form on Programmes, on the College and on Teachers from students, Parents, old students on the College and from employers on our graduates and on working environment from teachers was collected for the year 2017-2018 with the structured questionnaires

1. Students feedback on Programmes: Random sampling method was used and feedback from 112 students was Collected. Beginning from entrance test to ending with exit test, the questions covered include Bridge course/awareness regarding aims and objectives of the syllabus, learning values relevance students efforts, possible benefits, coverage of syllabus, library provisions, need and fairness of internal assessment, students' rating in comparison with the other institutions, teacher-student relationship, feedback on office, encouragement of co-curricular activities, hostel facilities,, level of confidence in students and rating of the institution by students. The opinions related to Departments, library, institution, office, hostels were separated for analysis. The findings are presented here for further actions at different levels. The opinions have been extremely encouraging.

A. Highlights of the students feedback:

- Almost Half (49%) students felt that internal assessment must be increased to 50% from 20% that's in existence.
- Frequency of participation of students needs to be increased
- Computer facilities need to increased as only 64% of students rate it as very good or good.

2. Parents feedback was collected like every year. Feedback on reason for admission to this College, sensitivity to their needs, parents rating on teaching, experience of their children, feedback on value education, mentoring, infrastructure, learning environment, and overall satisfaction and their suggestion for improvement were tabulated and discussed in IQAC. The opinions were very positive and shortcomings were very few. Necessary changes needed to be made to make parents assured of the progress of their wards. 76 parents gave their feedback.

B. Highlights of Parents feedback

- As many as 28% of parents send their Children to this College because of its reputation.
- Efforts need to be made to increase the reputation of the College.
- Most parents are happy about learning environment in the College
- Mentoring through Cumulative record has been very successful as 68 percent of parents learn about the performance of their wards through CR

3. Old students Feedback on Institution and Programme : The questions seeking their opinion on the role of College in their success, knowledge, skill, values, teaching and learning experience, teachers' competence and rating of the College are analysed by IQAC. Majority of opinions were very positive. Corrective measures are to be taken wherever necessary. Total 86 old students participated in feed back process.

C. Highlights of Alumni Feedback

- All Alumni want to recommend the College to their acquaintances
- 75% of old students feel that their education has had a positive impact on their economic condition.
- 20% of respondents think that teachers knowledge and competence is adequate.
- As high as 57 percent of old students feel that they are shaped by this College.

4. Feedback from Employers: Questions specifically designed to make our students employable. Questions on IQ, EQ, work culture, leadership qualities, communication skills, problem solving skills, technological acumen, innovation, creativity and rating of the College in terms of competence, skills and attitudes were by collecting their opinions analyzed. Only 10 employers responded. Respondents were few as it was restricted to Karkala. Responses were very positive and encouraging. Where change or correction is desirable, measures need to be taken by the College. 42 old students gave their feedback.

D. Highlights of Employers' Feedback

- Most of the employers feel that our students are well motivated, trained, competent and creative in their job.
- Overall rating of our Old students as employees is really satisfying.

5. Teachers' Feedback on institution includes regarding balance between theory and application in syllabi, objectives of the syllabi, availability of books/journals in library, freedom to adopt new techniques / strategies of teaching, strategies of testing and assessment, coverage of all units in the syllabus, about environment in the College, teachers friendly environment exists, opportunities and support to faculty members for upgrading their skills and qualifications, about ICT facilities in the college, Canteen, about cleanliness of Toilets / washrooms, classrooms. The analysis was done and no major problem seems to exist. 42 teachers gave their opinions.

E. Highlights of Teachers Feedback:

- Most of the teachers thought that the syllabus they taught was adequately challenging and also interesting
- Most teachers felt high amount of academic freedom to experiment with new techniques of teaching.
- Teachers were satisfied with academic ambience of the College
- Teachers were happy with the academic resources at their disposal.

Conclusion: Broadly the students, Parents, alumni, employers and teachers in the college are satisfied with the syllabi of Programmes and curriculum delivery mechanism in the College. According to all of them, Competency building measures, character building efforts and overall discipline in the College very satisfying.

6. Students feedback on teachers : Questionnaire given to a group of students about a particular teacher choosing them from all streams and all classes. Students feedback on teachers regularity and punctuality, syllabus coverage, communicability knowledge, loudness and clarity, rapport with students, impartiality in assessment, encouragement to co-curricular activities, and the availability for consultation. The feedback collected is tabulated and sent the concerned teacher for resolving issues mentioned in the report.

- Students feedback on individual teacher was kept confidential and the related teacher was informed about the opinion of students and he/she was suggested to better his/her performance in the areas where students were dissatisfied.


IQAC Coordinator


Principal
SRI BHUVANENDRA COLLEGE
KARKALA - 574 104

TELEPHONE: 08258 - 230294-10

E-MAIL: principal@sribhuvanendra.org
Fax : 08258 - 235114



SRI BHUVANENDRA COLLEGE

"COLLEGE WITH POTENTIAL FOR EXCELLENCE" AWARDED BY UGC, DELHI

[Reaccredited Institution with 'B' by NAAC]

KARKALA - 574 104, UDUPI DISTRICT.

Sponsored by: The Academy of General Education, MANIPAL - 576 104.



Ref. No./SBC/G.C./2019-20

Date: 09.04.2019

Notice

Meeting of the College Governing Council will be held on Friday, 12th April, 2019, at 3.50p.m. Kindly make yourself free to attend the meeting.

Venue: Executive Chamber.

Agenda:

1. Approval of Fees structure to various degree courses 2019-20.
2. Approval of 2019-20 Budget.
3. Any other matter with the permission of the Chair.

Principal
PRINCIPAL/SECRETARY
Sri Bhuvanendra College
KARKALA - 574 104

To:

- | | |
|-----------------------------|-----------------------|
| 1) CA Shivananda Pai | President |
| 2) Dr. H. Shantaram | A.G.E. Representative |
| 3) Sri K. Surendra Kamath | |
| 4) Dr. A. Bharathesh | |
| 5) Dr. Asha P. Hegde | |
| 6) Sri K. Surendra Prabhu | |
| 7) Sri R. Tukaram Nayak | |
| 8) Sri Bola Damodar Kamath | |
| 9) Sri Mohan Shenoy Yarmal | |
| 10) Sri Ganesh Mallia | |
| 11) Sri Dattatreya | |
| 12) Sri Nandakishore K. | |
| 13) Sri Ramesh S.C. | |
| 14) Dr. Manjunatha A. Kohan | Principal/Secretary |

Sl. No	Name	Signature
1	CA Shivananda Pai	<i>[Signature]</i>
2	Dr. H. Shantaram	<i>Abhishek</i>
3	Sri K. Surendra Kamath	<i>Abhishek</i>
4	Dr. A. Bharathesh	<i>[Signature]</i>
5	Dr. Asha P. Hegde	<i>Asha</i>
6	Sri K. Surendra Prabhu	<i>Abhishek</i>
7	Sri R. Tukaram Nayak	<i>[Signature]</i>
8	Sri Bola Damodar Kamath	<i>Abhishek</i>
9	Sri Mohan Shenoy Yarmal	<i>Mohan</i>
10	Sri Ganesh Mallia	<i>Mallia</i>
11	Sri Dattatreya	<i>[Signature]</i>
12	Sri Nandakishore K.	<i>Nandakishore</i>
13	Sri Ramesh S.C.	<i>[Signature]</i>
14	Dr. Manjunatha A. Kohan - Principal	<i>[Signature]</i>

1. Resolve to approve fees structure to various degree courses - 2019-20
2. Approved 2019-20 Budget. (details at - Trust meeting Book)
3. Annual feedback report was approved and the Principal was directed to take necessary measures to complement suggestions *Principal*

TELEPHONE : 08258-230234 (O)
08258-233214 (PR)

E-MAIL : principal@sribhuvanendra.org
FAX : (08258) 235114



SRI BHUVANENDRA COLLEGE

KARKALA - 574 104, UDUPI DISTRICT

12.03.2019

Circular

Feedback Analysis Committee

Internal Quality Assurance Cell ha constituted aFeedback Analysis Committee to analyze and present a report for presentation in the governing Council.

1. Sri H.G. Nagabhushana, Coordinator, IQAC *HGN*
2. Sri Dattatreya, SWO *DT*
3. Dr. Ishwara Bhat, HoD of Zoology *Ishwara*
4. Sri Shivakumar S.J, HoD of Economics *SSJ*
5. Sri Lakshminarayana, K .S, HoD of Mathematics *KL*
6. Smt. Suchitra, NSS Officer *SC*
7. Smt. Meera, K, Office Staff *MS*

HGN
Coordinator, IQAC

pb
Principal
SRI BHUVANENDRA COLLEGE
KARKALA - 574 104



Sri Bhuvanendra College, Karkala

Internal Quality Assurance Cell

Report on Feedback From Stakeholders -2019

(To be placed for approval in the Governing Council meeting to be held on 20.04.2020)

Feedback form on Programmes, on the College and on Teachers from students, Parents, old students on the College and from employers on our graduates and on working environment from teachers was collected for the year 2018-2019 with the structured questionnaires

1. **Students feedback on Programmes:** Random sampling method was used and feedback from 126 students was Collected. Beginning from entrance test to ending with exit test, the questions covered include Bridge course/awareness regarding aims and objectives of the syllabus, learning values relevance students efforts, possible benefits, coverage of syllabus, library provisions, need and fairness of internal assessment, students' rating in comparison with the other institutions, teacher-student relationship, feedback on office, encouragement of co-curricular activities, hostel facilities,, level of confidence in students and rating of the institution by students. The opinions related to Departments, library, institution, office, hostels were separated for analysis. The findings are presented here for further actions at different levels. The opinions have been extremely encouraging.

A. Highlights of the students feedback:

- Almost Half (50%) students felt that internal assessment must be increased to 50% from 20% that's in existence.
 - Frequency of participation of students needs to be increased
2. **Parents feedback** from parents is collected like every year. Feedback on reason for admission to this College, sensitivity to their needs, parents rating on teaching, experience of their children, feed back on value education, mentoring, infrastructure, learning environment, and overall satisfaction and their suggestion for improvement were tabulated and discussed in IQAC. The opinions were very positive and shortcomings were very few. Necessary changes needed to be made to make parents assured of the progress of their wards. Total of 59 parents gave their feed back.

B. Highlights of Parents feedback

- As many as 28% of parents send their Children to this College because of its reputation.
- Efforts need to be made to increase the reputation of the College.
- Most parents are happy about learning environment in the College

- Mentoring through Cumulative record has been very successful as 68 percent of parents learn about the performance of their wards through CR
- 3. **Old students Feedback on Institution and Programme** :The questions seeking their opinion on the role of College in their success, knowledge, skill, values, teaching and learning experience, teachers' competence and rating of the College are analysed by IQAC. Majority of opinions were very positive. Corrective measures are to be taken wherever necessary. 90 old students responded to feedback form.

C. Highlights of Alumni Feedback

- 100 percent Alumni want to recommend the College to their acquaintances
- 75% of students feel that their education has had a positive impact on their economic condition.
- 20% people think that teachers knowledge and competence.
- As high as 57 percent of old students feel that they are shaped by this College .
- 4. **Feedback from Employers:** Questions specifically designed to make our students employable. Questions on IQ, EQ, work culture, leadership qualities, communication skills, problem solving skills, technological acumen, innovation , creativity and rating of the College in terms of competence, skills and attitudes were by collecting their opinions analyzed. Respondents are few as it is restricted to Karkala. We could get 20 responses. Responses were very positive and encouraging. Where change or correction is desirable, measures need to be taken by the College.

D. Highlights of Employers' Feedback

- Most of the employers feel that our students are well motivated, trained , competent and creative in their job.
- Overall rating of our Old students as employees is really satisfying.
- 5. **Teachers' Feedback on institution** includes regarding balance between theory and application in syllabi,objectives of the syllabi , availability of books/journals in library, freedom to adopt new techniques / strategies of teaching, strategies of testing and assessment, coverage of all units in the syllabus, about environment in the College, teachers friendly environment exists, opportunities and support to faculty members for upgrading their skills and qualifications, about ICT facilities in the college Canteen, about cleanliness of Toilets / washrooms, classrooms. The analysis was done and no major problem seems to exist.

E. Highlights of Teachers Feedback:

- Most of the teachers thought that the syllabus they taught was adequately challenging and also interesting
- Most teachers felt high amount of academic freedom to experiment with new technics of teaching .
- Teachers were satisfied with academic ambience of the College
- Teachers were happy with the academic resources at their disposal.

Conclusion: Broadly the students, Parents, alumni, employers and teachers in the college are satisfied with the syllabi of Programmes and curriculum delivery mechanism in the College

According to all of them, Competency building measures, character building efforts and overall discipline in the College very satisfying.

6. **Students feedback on teachers** : Questionnaire given to a group of students about a particular teacher choosing them from all streams and all classes. Students feedback on teachers regularity and punctuality, syllabus coverage, communicability knowledge, loudness and clarity, rapport with students, impartiality in assessment, encouragement to co-curricular activities, and the availability for consultation. The feedback collected is tabulated and sent the concerned teacher for resolving issues mentioned in the report.
- Students feed back on individual teacher was kept confidential and the related teacher was informed about the opinion of students and he/she was suggested to better his/her performance in the areas where students were dissatisfied.



IQAC Coordinator



Principal

SRI BHUVANENDRA COLLEGE
KARKALA - 574 104

TELEPHONE: 08258 - 230234 (O)
08258 - 233214 (PRU)

E-MAIL: principal@sribhuvanendra.org
Fax : 08258 - 235114



SRI BHUVANENDRA COLLEGE

"COLLEGE WITH POTENTIAL FOR EXCELLENCE" AWARDED BY UGC, DELHI

[Reaccredited Institution with 'B' by NAAC]

KARKALA - 574 104, UDUPI DISTRICT.

Sponsored by: The Academy of General Education, MANIPAL - 576 104.



Ref. No. /SBC/G.C./2020-21

Date: 17.04.2020

Notice

Meeting of the College Governing Council will be held on Monday, 20th April, 2020, at 3.50p.m. Kindly make yourself free to attend the meeting.

Venue: Executive Chamber.

Agenda:

1. Approval of 2020-21 Budget
2. Any other matter with the permission of the Chair.

PRINCIPAL/SECRETARY

**Sri Bhuvanendra College
KARKALA - 574 104**

To:

- | | | |
|------------------------------|---|-----------------------|
| 1) CA Shivananda Pai | - | President |
| 2) Dr. H. Shantaram | - | A.G.E. Representative |
| 3) Sri K. Surendra Kamath | | |
| 4) Dr. A. Bharathesh | | |
| 5) Dr. Asha P. Hegde | | |
| 6) Sri K. Surendra Prabhu | | |
| 7) Sri R. Tukaram Nayak | | |
| 8) Sri Bola Damodar Kamath | | |
| 9) Sri Ganesh Malliya | | |
| 10) Sri Dattatreya | | |
| 11) Sri Nandakishore K. | | |
| 12) Sri Ramesh S.C. | | |
| 13) Dr. Manjunatha A. Kotian | - | Principal/Secretary |

Members Present in SBC Governing Council Meeting held on
24.06.2022 (Friday)

Sl. No	Name	Signature
1	CA Shivananda Pai	
2	Dr. H. Shantaram	Abnml
3	Sri K. Surendra Kamath	Abnml
4	Dr. A. Bharathesh	
5	Dr. Asha P. Hegde	Abnml
6	Sri K. Surendra Prabhu	Abnml
7	Sri R. Tukaram Nayak	
8	Sri Bola Damodar Kamath	Abnml
9	Sri Mohan Shenoy Yarnal	
10	Sri Ganesh Malliya	
11	Sri Dattatreya	
12	Sri Nandakishore K.	
13	Sri Ramesh S.C.	
14	Dr. Manjunatha A. Kotian - Principal	

1. Approved 2020-21 Budget - (details at Trust meeting book).
2. Annual feedback report was approved and the Principal was directed to take measures to implement the suggestions

TELEPHONE : 08258-230234 (0)
08258-233214 (PRI)

E-MAIL : principal@sribhuvanendra.org
FAX : (08258) 235114



SRI BHUVANENDRA COLLEGE

KARKALA - 574 104, UDUPI DISTRICT











17.06.2020


Circular

Feedback Analysis Committee

Feedback Analysis Committee is constituted under Internal Quality Assurance Cell to analyse and make a report for presentation in the governing Council.

1. Sri H.G. Nagabhushana, Coordinator, IQAC 
2. Sri Dattatreya, SWO 
3. Dr. Ishwara Bhat, HoD of Zoology 
4. Sri Shivakumar S.J, HoD of Economics 
5. Sri Lakshminarayana, K .S, HoD of Mathematics 
6. Smt. Suchitra, NSS Officer 
7. Sri Shivananda, K, Office Staff 


Coordinator, IQAC


Principal
SRI BHUVANENDRA COLLEGE
KARKALA - 574 104



Sri Bhuvanendra College, Karkala

Internal Quality Assurance Cell

Report on Feedback From Stakeholders -2020

(To be placed for approval in the Governing Council meeting to be held on 12.08.2021)

Feedback form on Programmes, on the College and on Teachers from students, Parents, old students on the College and from employers on our graduates and on working environment from teachers was collected for the year 2019-20 with the structured questionnaires

1. **Students feedback on Programmes:** Random sampling method was used and feedback from 210 students was collected online through Google form. Beginning from entrance test to ending with exit test, the questions covered include Bridge course/awareness regarding aims and objectives of the syllabus, learning values relevance students efforts, possible benefits, coverage of syllabus, library provisions, need and fairness of internal assessment, students' rating in comparison with the other institutions, teacher-student relationship, feedback on office, encouragement of co-curricular activities, hostel facilities,, level of confidence in students and rating of the institution by students. The opinions related to Departments, library, institution, office, hostels were separated for analysis. The findings are presented here for further actions at different levels. The opinions have been extremely encouraging.

A. Highlights of the students feedback:

- Due to Covid pandemic the courses were disturbed.
- Almost Half (49%) students felt that internal assessment must be increased to 50% from 20% that's in existence.
- Frequency of participation of students needs to be increased
- Most students felt syllabus was adequate not challenging.
- Due to Covid only 42 % students felt syllabus completed to the extent of 75% only.
- Students felt internal assessment must have 75% weightage.

2. **Parents feedback :** Feedback from 146 parents was collected on Google form due to Covid-19. Feedback on reason for admission to this College, sensitivity to their needs, parents rating on teaching, experience of their children, feed back on value education, mentoring, infrastructure, learning environment, and overall satisfaction and their suggestion for improvement were tabulated and discussed in IQAC. The opinions were very positive and shortcomings were very few. Necessary changes needed to be made to make parents assured of the progress of their wards.

B. Highlights of Parents feedback

- Choice of this College by parents due to its reputation has jumped from 28% in 2017 to 48% in 2020. They send their Children to this College because of fame .
 - Still efforts need to be made to enhance the reputation of the College.
 - Most parents are happy about learning environment in the College
 - 97% of parents agree that value education is imparted in this College.
 - Mentoring through Cumulative record has been very successful as 85 percent of parents learn about the performance of their wards through CR
3. **Old students Feedback on Institution and Programme** :The questions seeking their opinion on the role of College in their success, knowledge, skill, values, teaching and learning experience, teachers' competence and rating of the College are analysed by IQAC. Majority of opinions were very positive. Corrective measures are to be taken wherever necessary.

C. Highlights of Alumni Feedback

- 100 percent Alumni want to recommend the College to their acquaintances
 - 75% of students feel that their education has had a positive impact on their economic condition.
 - 20% people think that teachers knowledge and competence.
 - As high as 57 percent of old students feel that they are shaped by this College .
4. **Feedback from Employers:** Questions specifically designed to make our students employable. Questions on IQ, EQ, work culture, leadership qualities, communication skills, problem solving skills, technological acumen, innovation , creativity and rating of the College in terms of competence, skills and attitudes were by collecting their opinions analyzed. Respondents are few as it is restricted to Karkala. Only 10 responses could be collected. Responses were very positive and encouraging. Whereever change or correction is desirable, measures need to be taken by the College.

D. Highlights of Employers' Feedback

- Most of the employers feel that our students are well motivated, trained , competent and creative in their job.
 - Overall rating of our Old students as employees is really satisfying.
5. **Teachers' Feedback on institution** includes regarding balance between theory and application in syllabi, objectives of the syllabi , availability of books/journals in library, freedom to adopt new techniques / strategies of teaching, strategies of testing and assessment, coverage of all units in the syllabus, about environment in the College, teachers friendly environment exists, opportunities and support to faculty members for upgrading their skills and qualifications, about ICT facilities in the college Canteen, about cleanliness of Toilets / washrooms, classrooms. The analysis was done and no major problem seems to exist.

E. Highlights of Teachers Feedback:

- Most of the teachers thought that the syllabus they taught was adequately challenging and also interesting
- Most teachers felt high amount of academic freedom to experiment with new techniques of teaching .

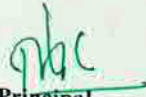
- Most teachers felt high amount of academic freedom to experiment with new techniques of teaching .
- Teachers were satisfied with academic ambience of the College
- Teachers were happy with the academic resources at their disposal.

Conclusion: Broadly the students, Parents, alumni, employers and teachers in the college are satisfied with the syllabi of Programmes and curriculum delivery mechanism in the College According to all of them, Competency building measures, character building efforts and overall discipline in the College very satisfying.

6. **Students feedback on teachers :** Questionnaire given to a group of students about a particular teacher choosing them from all streams and all classes. Students feedback on teachers regularity and punctuality, syllabus coverage, communicability knowledge, loudness and clarity, rapport with students, impartiality in assessment, encouragement to co-curricular activities, and the availability for consultation. The feedback collected is tabulated and sent the concerned teacher for resolving issues mentioned in the report.
- Students feed back on individual teacher was kept confidential and the related teacher was informed about the opinion of students and he/she was suggested to better his/her performance in the areas where students were dissatisfied.



IQAC Coordinator



Principal

SRI BHUVANENDRA COLLEGE
KARKALA - 574 104



SRI BHUVANENDRA COLLEGE

"KINDNESS BEGETS VENTRAL FOR EXCELLENCE" AWARDED BY UGC, DELHI
[Reaccredited Institution with 'B' by NAAC]
KARKALA - 574 104, UDUPI DISTRICT.
Sponsored by: The Academy of General Education, MANIPAL - 576 104.



Ref. No./SBC/G.C./2021-22

Date: 09.08.2021

Notice

A meeting of the College Governing Council will be held on Thursday, the 12th August, 2021.

Venue: Mini Conference Hall

Time: 11.40am.

Please make it convenient to attend.

Google Meet Joining Info.

Video Call Link: <https://meet.google.com/jss-kwgj-yoz>

Agenda:

1. Discussion about re-opening of the college.
2. Culmination of Diamond Jubilee.
3. Any other matter with the permission of the Chair.

To:

- 1) CA Shivananda Pai - President
- 2) Dr. H. Shantaram - A.G.E. Representative
- 3) Sri K. Surendra Kamath
- 4) Dr. A. Bharathesh
- 5) Dr. Asha P. Hegde
- 6) Sri K. Surendra Prabhu
- 7) Sri R. Tukaram Nayak
- 8) Sri Bola Damodar Kamath
- 9) Sri Ganesh Malliya
- 10) Sri Dattatreya
- 11) Sri Nandakishore K.
- 12) Sri Ramesh S.C.
- 13) Dr. Manjunatha A. Kotian - Principal/Secretary

Principal
Sri Bhuvanendra College
KARKALA - 574 104

Members Present in SBC Governing Council Meeting held on
12.08.2021 (Thursday)

Sl. No	Name	Signature
1	CA Shivananda Pai	<i>Principal</i>
2	Dr. H. Shantaram	<i>Principal</i>
3	Sri K. Surendra Kamath	<i>Principal</i>
4	Dr. A. Bharathesh	<i>Principal</i>
5	Dr. Asha P. Hegde	<i>Principal</i>
6	Sri K. Surendra Prabhu	<i>Principal</i>
7	Sri R. Tukaram Nayak	<i>Principal</i>
8	Sri Bola Damodar Kamath	<i>Principal</i>
9	Sri Ganesh Malliya	<i>Principal</i>
10	Sri Dattatreya	<i>Principal</i>
11	Sri Nandakishore K.	<i>Principal</i>
12	Sri Ramesh S.C.	<i>Principal</i>
13	Dr. Manjunatha A. Kotian - Principal	<i>Principal</i>

1. Resolved to re-open college as per the dates mentioned by Mangalore University
2. Resolved to culminate Diamond jubilee and advise to Approach SBEES
3. Approved feedback report was approved and the Principal directed to take measures to implement suggestions.



Sri Bhuvanendra College, Karkala

Internal Quality Assurance Cell

Report on Feedback From Stakeholders -2021

(To be placed for approval in the Governing Council meeting)

Feedback form on Programmes, on the College and on Teachers from students, Parents, old students on the College and from employers on our graduates and on working environment from teachers is being collected for the year 2020-2021 with the structured questionnaires on-line

(Due to Covid pandemic the academic year is prolonged almost by one year. University exams will come to end for academic year 2020-2021 on 10th of October)

H. N. S. Shinde

IQAC Coordinator

gobc

Principal

SRI BHUVANENDRA COLLEGE
KARKALA - 574 104

TELEPHONE : 08258-230214 (O)
08258-233214 (PRI)

E-MAIL : principal@sribhuvanendra.org
FAX : (08258) 235114



SRI BHUVANENDRA COLLEGE

KARKALA - 574 104, UDUPI DISTRICT



12.01.2022

Circular

Internal Quality Assurance Cell

Feedback Analysis Committee

Feedback Analysis Committee is constituted under Internal Quality Assurance Cell to analyse and make a report for presentation in the governing Council.

1. Sri H.G. Nagabhushana, Coordinator, IQAC
2. Sri Dattatreya, SWO
3. Dr. Ishwara Bhat, HoD of Zoology
4. Sri Shivakumar S.J, HoD of Economics
5. Sri Lakshminarayana, K .S, HoD of Mathematics
6. Smt. Suchitra, NSS Officer
7. Sri Shivananda, K, Office Staff

Coordinator, IQAC

Principal
SRI BHUVANENDRA COLLEGE
KARKALA - 574 104



INTERNAL QUALITY ASSURANCE CELL
SRI BHUVANENDRA COLLEGE KARKALA- 574104
STUDENT FEEDBACK FORM FOR THE ACADEMIC YEAR 2016-2017

Name of Course:

Major Subjects ((3 Majors):

Department :

Semester :

1. Whether a test had been conducted to find out your basic knowledge of the subject when you came into the course? YES / NO (Tick ☒ for your option)
2. Whether Foundation course/ Bridge course/Orientation Course had been conducted? Yes / No
3. Whether aims and objectives of the syllabus were defined to you by the department: Yes / No

Please give a rating of your course on the following

1.	2.	3.	4.	5.
excellent	Very Good	Moderate	Poor	Extremely Poor

Sl.#	Particulars Rating	Rating
4.	Learning value (in terms of skills, concepts, knowledge, analytical abilities, or broadening perspectives)	2
5.	Applicability/relevance to real life situations	2
6.	Depth of the course content	2
7.	Extent of coverage of course	2
8.	Extent of effort required by students	2
9.	Relevance/learning value of project/ report	2
10.	Overall rating	2

Write the serial number of the option chosen by you in the blank brackets to the following:

11. The syllabus was : 1) challenging 2) adequate 3) inadequate 4) dull 5) irrelevant (2)
12. Your background for benefiting from the course was: 1) highly relevant 2) relevant 3) partly Relevant 4) mostly irrelevant 5) completely irrelevant (2)
13. How much of the syllabus was taught in class? 1). 90 to 100% 2). 75 to 90% 3) 50 to 75% 4) 40 to 50% 5) less than 40% (1)
14. What is your opinion about the library holdings for the course? 1) excellent 2) adequate 3) inadequate 4) poor 5) very poor (1)
15. Were you able to get the prescribed readings? 1) very good 2) good 3) average 4) poor 5) very poor (2)
16. The internal evaluation system as it exists is ... 1) very good 2) good 3) average 4) poor 5) very poor (2)
17. In your opinion, how much of the total weightage of a course should the internal assessment account for? 1) 100% 2) 75% 3) 50% 4) 25% 5) below 25% (2)

18. Is the internal assessment system conducive to (tick in the relevant cell)

		Highly	Appreciably	Moderately	Poorly	Not at all
1.	Understanding the course	✓				
2.	Early discovery of difficulties		✓			
3.	Interaction with the teacher		✓			
4.	regular work		✓			
5.	continuous self assessment		✓			

19. When you meet students who have taken a similar programme at other Universities do you feel that your programme is ? 1) superior 2) equal 3) inferior (2)

20. How do you rate the student-teacher relationship in the College as a whole? 1) very good 2) good 3) satisfactory 4) unsatisfactory 5) very poor (2)

21. How do you rate the student-teacher relationship in your department? 1) very good 2) good 3) satisfactory 4) unsatisfactory 5) very poor (2)

22. How do you find the College office? 1) very helpful 2) helpful 3) indifferent 4) unhelpful 5) cumbersome (2)

23. What is your rating on hostel facilities? 1) very good 2) good 3) average 4) poor 5) very poor (2)

24. Did you participate in any of the extracurricular activities of the Department / College/ University? 1) very often 2) often 3) sometimes 4) rarely 5) never (2)

25. What was the attitude of teachers to extracurricular activities? 1) co-operative 2) indifferent 3) discouraging (2)

26. Has your time at the College been intellectually enriching? 1) yes 2) marginally 3) no (1)

27. After leaving the College how will you talk about it? 1) proudly 2) indifferently 3) disapprovingly (1)

28. Overall Rating of the Programme (Tick ✓ for your option in the relevant cell)

Sl.No	Item	Very good	Good	Average	Poor	Very poor
1.	Academic content		✓			
2.	Fairness of evaluation		✓			
3.	Interaction with faculty		✓			
4.	Interaction with administration		✓			
5.	Library facilities		✓			
6.	Labs/Computer facilities		✓			
7.	Hostel facilities		✓			
8.	Extra-curricular activities		✓			
9.	Sports facilities		✓			

Section B: Your opinion/suggestion for improvement in contents of syllabus

Principal
Principal

Sri Bhuvanendra College
KARKALA - 574 104

Name/Reg.No. 141670932

Signature



INTERNAL QUALITY ASSURANCE CELL
SRI BHUVANENDRA COLLEGE KARKALA- 574104
STUDENTS' FEEDBACK ON COURSES/ DEPARTMENTS FOR THE ACADEMIC YEAR 2017-2018

Name of Course: B.Sc - PMC

Major Subjects (3 Majors): Physics, Mathematics,
Computer Science

Department: Semester: VI

- Whether a test had been conducted to find out your basic knowledge of the subject when you came into the course? YES / ☒ NO (Tick ☒ for your option)
- Whether Foundation course/ Bridge course/Orientation Course had been conducted? Yes/No ☒
- Whether aims and objectives of the syllabus were defined to you by the department: Yes/ No ☒

Please give a rating of your course on the following

1.	2. <input checked="" type="checkbox"/>	3.	4.	5.
excellent	Very Good	Moderate	Poor	Extremely Poor

Sl.#	Particulars Rating	Rating
4.	Learning value (in terms of skills, concepts, knowledge, analytical abilities, or broadening perspectives)	Excellent-13 Very good 11
5.	Applicability/relevance to real life situations	1
6.	Depth of the course content	2
7.	Extent of coverage of course	2
8.	Extent of effort required by students	2
9.	Relevance/learning value of project/ report	2
10.	Overall rating	3

Write the serial number of the option chosen by you in the blank brackets to the following:

- The syllabus was : 1) challenging 2) adequate 3) inadequate 4) dull 5) irrelevant (2)
- Your background for benefiting from the course was: 1) highly relevant 2) relevant 3) partly relevant 4) mostly irrelevant 5) completely irrelevant (2)
- How much of the syllabus was taught in class? 1) 90 to 100% 2) 75 to 90% 3) 50 to 75% 4) 40 to 50% 5) less than 40% (1)
- What is your opinion about the library holdings for the course? 1) excellent 2) adequate 3) inadequate 4) poor 5) very poor (2)
- Were you able to get the prescribed readings? 1) very good 2) good 3) average 4) poor 5) very poor (2)
- The internal evaluation system as it exists is 1) very good 2) good 3) average 4) poor 5) very poor (1)
- In your opinion, how much of the total weightage of a course should the internal assessment account for? 1) 100% 2) 75% 3) 50% 4) 25% 5) below 25% (4)

18. Is the internal assessment system conducive to (tick in the relevant cell)

	Highly	Appreciably	Moderately	Poorly	Not at all
1. Understanding the course		✓			
2. Early discovery of difficulties	✓				
3. Interaction with the teacher	✓				
4. regular work		✓			
5. continuous self assessment					

19. When you meet students who have taken a similar programme at other Universities do you feel that your programme is? 1) superior 2) equal 3) inferior (3)

20. How do you rate the student-teacher relationship in the College as a whole? 1) very good 2) good 3) satisfactory 4) unsatisfactory 5) very poor (2)

21. How do you rate the student-teacher relationship in your department? 1) very good 2) good 3) satisfactory 4) unsatisfactory 5) very poor (2)

22. How do you find the College office? 1) very helpful 2) helpful 3) indifferent 4) unhelpful 5) cumbersome (4)

23. What is your rating on hostel facilities? 1) very good 2) good 3) average 4) poor 5) very poor (3)

24. Did you participate in any of the extracurricular activities of the Department / College/ University? 1) very often 2) often 2) sometimes 2) rarely 2) never (2)

25. What was the attitude of teachers to extracurricular activities? 1) Encouraging 2) co-operative 2) indifferent 3) discouraging (1)

26. Has your time at the College been intellectually enriching? 1) yes 2) marginally 3) no (1)

27. After leaving the College how will you talk about it? 1) proudly 2) indifferently 3) disapprovingly (1)

28. Overall Rating of the Programme (Tick ✓ for your option in the relevant cell)

Sl.No	Item	Very good	Good	Average	Poor	Very poor
1.	Academic content		✓			
2.	Fairness of evaluation	✓				
3.	Interaction with faculty		✓			
4.	Interaction with administration			✓		
5.	Library facilities		✓			
6.	Labs/Computer facilities	✓				
7.	Hostel facilities			✓		
8.	Extra-curricular activities		✓			
9.	Sports facilities		✓			

Section B: Your opinion/suggestion for improvement in contents of syllabus

It must be improved, because what we have is not com sufficient for our knowledge and higher studies.

Name/Reg.No. Ranjitha.B.N.


Principal


Signature

Sri Bhuvanendra College
KARKALA - 574 104



INTERNAL QUALITY ASSURANCE CELL
SRI BHUVANENDRA COLLEGE KARKALA- 574104
STUDENTS' FEEDBACK ON COURSES/ DEPARTMENTS FOR THE ACADEMIC YEAR 2018-2019

Name of Course: BSc Chem

Major Subjects (3 Majors):

Physics
Chemistry
Mathematics

Department: Maths

Semester: VI

- Whether a test had been conducted to find out your basic knowledge of the subject when you came into the course? YES / NO (Tick **V** for your option)
- Whether Foundation course/ Bridge course/Orientation Course had been conducted? Yes / No
- Whether aims and objectives of the syllabus were defined to you by the department: Yes / No

Please give a rating of your course on the following

1.	2.	3.	4.	5.
excellent	Very Good	Moderate	Poor	Extremely Poor

Sl.#	Particulars Rating	Rating
4.	Learning value (in terms of skills, concepts, knowledge, analytical abilities, or broadening perspectives)	1
5.	Applicability/relevance to real life situations	1
6.	Depth of the course content	1
7.	Extent of coverage of course	2
8.	Extent of effort required by students	2
9.	Relevance/learning value of project/ report	1
10.	Overall rating	1

Write the serial number of the option chosen by you in the blank brackets to the following:

- The syllabus was : 1) challenging 2) adequate 3) inadequate 4) dull 5) irrelevant (**2**)
- Your background for benefiting from the course was: 1) highly relevant 2) relevant 3) partly Relevant 4) mostly irrelevant 5) completely irrelevant (**2**)
- How much of the syllabus was taught in class? 1). 90 to 100% 2). 75 to 90% 3) 50 to 75% 4) 40 to 50% 5) less than 40% (**1**)
- What is your opinion about the library holdings for the course? 1) excellent 2) adequate 3) inadequate 4) poor 5) very poor (**1**)
- Were you able to get the prescribed readings? 1) very good 2) good 3) average 4) poor 5) very poor (**2**)
- The internal evaluation system as it exists is 1) very good 2) good 3) average 4) poor 5) very poor (**1**)
- In your opinion, how much of the total weightage of a course should the internal assessment account for? 1) 100% 2) 75% 3) 50% 4) 25% 5) below 25% (**3**)

18. Is the internal assessment system conducive to (tick in the relevant cell)

		Highly	Appreciably	Moderately	Poorly	Not at all
1.	Understanding the course		✓			
2.	Early discovery of difficulties		✓			
3.	Interaction with the teacher	✓				
4.	regular work	✓				
5.	continuous self assessment	✓				

19. When you meet students who have taken a similar programme at other Universities do you feel that your programme is? 1) superior 2) equal 3) inferior (1)

20. How do you rate the student-teacher relationship in the College as a whole? 1) very good 2) good 3) satisfactory 4) unsatisfactory 5) very poor (1)

21. How do you rate the student-teacher relationship in your department? 1) very good 2) good 3) satisfactory 4) unsatisfactory 5) very poor (1)

22. How do you find the College office? 1) very helpful 2) helpful 3) indifferent 4) unhelpful 5) cumbersome (1)

23. What is your rating on hostel facilities? 1) very good 2) good 3) average 4) poor 5) very poor (2)

24. Did you participate in any of the extracurricular activities of the Department / College/ University? 1) very often 2) often 2) sometimes 2) rarely 2) never (3)

25. What was the attitude of teachers to extracurricular activities? 1) Encouraging 2) co-operative 2) indifferent 3) discouraging (1)

26. Has your time at the College been intellectually enriching? 1) yes 2) marginally 3) no (1)

27. After leaving the College how will you talk about it? 1) proudly 2) indifferently 3) disapprovingly (1)

28. Overall Rating of the Programme (Tick ✓ for your option in the relevant cell)

Sl.No	Item	Very good	Good	Average	Poor	Very poor
1.	Academic content		✓			
2.	Fairness of evaluation	✓				
3.	Interaction with faculty	✓				
4.	Interaction with administration		✓			
5.	Library facilities	✓				
6.	Labs/Computer facilities	✓				
7.	Hostel facilities		✓			
8.	Extra-curricular activities		✓			
9.	Sports facilities	✓				

Section B: Your opinion/suggestion for improvement in contents of syllabus

Name/Reg.No. _____


Principal

Signature _____

Sri Bhuvanendra College
KARKALA - 574 104



INTERNAL QUALITY ASSURANCE CELL
SRI BHUVANENDRA COLLEGE KARKALA- 574104
STUDENTS' FEEDBACK ON COURSES/ DEPARTMENTS FOR THE ACADEMIC YEAR 2019-2020

Name of Course: **BA HEP**

Major Subjects (3 Majors): **History**

Department: **ECONOMICS**

Semester: **VI th** **Economics**
political science

1. Whether a test had been conducted to find out your basic knowledge of the subject when you came into the course? YES / NO (Tick **V** for your option)
2. Whether Foundation course/ Bridge course/Orientation Course had been conducted? Yes / No
3. Whether aims and objectives of the syllabus were defined to you by the department: Yes / No

Please give a rating of your course on the following

1.	2.	3.	4.	5.
excellent	Very Good	Moderate	Poor	Extremely Poor

Sl.#	Particulars Rating	Rating
4.	Learning value (in terms of skills, concepts, knowledge, analytical abilities, or broadening perspectives)	2
5.	Applicability/relevance to real life situations	1
6.	Depth of the course content	2
7.	Extent of coverage of course	1
8.	Extent of effort required by students	1
9.	Relevance/learning value of project/ report	1
10.	Overall rating	1

Write the serial number of the option chosen by you in the blank brackets to the following:

11. The syllabus was : 1) challenging 2) adequate 3) inadequate 4) dull 5) irrelevant (**2**)
12. Your background for benefiting from the course was: 1) highly relevant 2) relevant 3) partly Relevant 4) mostly irrelevant 5) completely irrelevant (**2**)
13. How much of the syllabus was taught in class? 1). 90 to 100% 2). 75 to 90% 3) 50 to 75% 4) 40 to 50% 5) less than 40% (**1**)
14. What is your opinion about the library holdings for the course? 1) excellent 2) adequate 3) inadequate 4) poor 5) very poor (**1**)
15. Were you able to get the prescribed readings? 1) very good 2) good 3) average 4) poor 5) very poor (**1**)
16. The internal evaluation system as it exists is **1** 1) very good 2) good 3) average 4) poor 5) very poor (**1**)
17. In your opinion, how much of the total weightage of a course should the internal assessment account for? 1) 100% 2) 75% 3) 50% 4) 25% 5) below 25% (**3**)

18. Is the internal assessment system conducive to (tick in the relevant cell)

		Highly	Appreciably	Moderately	Poorly	Not at all
1.	Understanding the course		✓			
2.	Early discovery of difficulties		✓			
3.	Interaction with the teacher	✓				
4.	regular work	✓				
5.	continuous self assessment		✓			

19. When you meet students who have taken a similar programme at other Universities do you feel that your programme is? 1) superior 2) equal 3) inferior (2)
20. How do you rate the student-teacher relationship in the College as a whole? 1) very good 2) good 3) satisfactory 4) unsatisfactory 5) very poor (1)
21. How do you rate the student-teacher relationship in your department? 1) very good 2) good 3) satisfactory 4) unsatisfactory 5) very poor (1)
22. How do you find the College office? 1) very helpful 2) helpful 3) indifferent 4) unhelpful 5) cumbersome (1)
23. What is your rating on hostel facilities? 1) very good 2) good 3) average 4) poor 5) very poor (2)
24. Did you participate in any of the extracurricular activities of the Department / College/ University? 1) very often 2) often 2) sometimes 2) rarely 2) never (2)
25. What was the attitude of teachers to extracurricular activities? 1) Encouraging 2) co-operative 2) indifferent 3) discouraging (1)
26. Has your time at the College been intellectually enriching? 1) yes 2) marginally 3) no (1)
27. After leaving the College how will you talk about it? 1) proudly 2) indifferently 3) disapprovingly (1)
28. Overall Rating of the Programme (Tick ✓ for your option in the relevant cell)

Sl.No	Item	Very good	Good	Average	Poor	Very poor
1.	Academic content	✓				
2.	Fairness of evaluation	✓				
3.	Interaction with faculty	✓				
4.	Interaction with administration		✓			
5.	Library facilities	✓				
6.	Labs/Computer facilities	✓				
7.	Hostel facilities		✓			
8.	Extra-curricular activities	✓				
9.	Sports facilities	✓				

Section B: Your opinion/suggestion for improvement in contents of syllabus

Name/Reg.No.

Mohammed Riyaz
16003

Principal
Principal

Sri Bhuvanendra College
KARKALA - 574 104

Mohammed Riyaz
Signature



INTERNAL QUALITY ASSURANCE CELL

SRI BHUVANENDRA COLLEGE KARKALA- 574104

OLD STUDENTS' FEED BACK ON THE COLLEGE (2016- 2017)

1. Please rate the College on the following attributes using the 10 point scale shown:
(ದಯವಿಟ್ಟು 1 ರಿಂದ 10ರವರೆಗಿನ ಅಂಕಗಳಲ್ಲಿ ತಮ್ಮ ಮೌಲ್ಯಾಂಕನವನ್ನು ಸೂಚಿಸಿ)

→	1	2	3	4	5	6	7	8	9	10	←
---	---	---	---	---	---	---	---	---	---	----	---

Very Poor /Not at all useful

ಅತೀ ನಿಕ್ಕಷ್ಟು/ ತೀರಾ ಅನುಪಯುಕ್ತ

Very Good/very useful

ಅತ್ಯುತ್ತಮ/ ಅತೀ ಉಪಯುಕ್ತ

2. Tick ☒ for your option wherever it is given

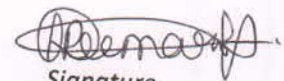
(ಅಯ್ಯಗಳಿದ್ದಲ್ಲಿ ತಮ್ಮ ಅಯ್ಯಿಗೆ ಸರಿ ☒ ಗುರುತು ಹಾಕಿರಿ)

1.	Name and Address (ಹೆಸರು ಮತ್ತು ವಿಳಾಸ)	PRASNA KUMARI H. W/o Achutha Kerecalte Post, Sringeri.	
2.	Sex (ಲಿಂಗ):	Male/Female	
3.	Present occupation (ಪ್ರಸ್ತುತ ವೃತ್ತಿ/ಉದ್ಯೋಗ):	Lecturer	
4.	Period of Study in College (ಕಾಲೇಜಿನಲ್ಲಿ ಅಧ್ಯಯನ ಮಾಡಿದ ಅವಧಿ)	03	
5.	Course of Study : B.A. (HEP/PEJ) B.Sc (PCM/BZC/PMCS,BCB) B.Com B.B.M P.U.C (Science/commerce/Arts)		
6.	Were you the member of..... (ಇವುಗಳಲ್ಲಿ ಯಾವುದರಲ್ಲಿ ಭಾಗವಹಿಸಿದ್ದಿರಿ?) NCC <input checked="" type="checkbox"/> NSS <input checked="" type="checkbox"/> Commerce Club / Arts Club / Science Club /Students Association Any other (Mention).....		
7.	Do you believe that your study has improved your..... (ಈ ಕಾಲೇಜಿನ ತಮ್ಮ ಅಧ್ಯಯನ ಈ ಕೆಳಗಿನ ತಮ್ಮ ಸಾಮರ್ಥ್ಯವನ್ನು ಸುಧಾರಿಸಿದೆಯೇ?ತಮ್ಮ ಅಯ್ಯಿಗೆ ಸರಿ <input checked="" type="checkbox"/> ಗುರುತು ಹಾಕಿರಿ) a) Personality: Yes / No b) Knowledge: Yes / No c) Life skills; Yes / No d) Economic condition: Yes / No e) Your social status; Yes / No		
8.	How do you rate Your Course of Study? (ತಮ್ಮ ಕೋರ್ಸಿನ ಬಗ್ಗೆ ತಮ್ಮ ಮೌಲ್ಯಾಂಕನವೇನು? (1 ಅಂದರೆ ಅತೀನಿಕ್ಕಷ್ಟು ಮತ್ತು 10 ಎಂದರೆ ಅತ್ಯುತ್ತಮ)	:	10
9.	How do you rate Your learning experience? (ತಮ್ಮ ಕಲಿಕಾ ಅನುಭವ ಹೇಗಿತ್ತು? 1 ರಿಂದ ಹತ್ತರ ಶ್ರೇಣಿಯಲ್ಲಿ ಮೌಲ್ಯಾಂಕನ ಮಾಡಿ)	:	09
10.	How do you rate the teaching of your teachers? (ತಮಗೆ ಬೋಧಿಸಿದ ಶಿಕ್ಷಕರ ಬೋಧನೆ ಬಗ್ಗೆ 1 ರಿಂದ 10ರ ಶ್ರೇಣಿಯಲ್ಲಿ ಮೌಲ್ಯಾಂಕನ ಮಾಡಿ)	:	10

11.	How do you rate the knowledge of your teacher? (ತಮಗೆ ಬೋಧಿಸಿದ ಶಿಕ್ಷಕರ ವಿಷಯ ಜ್ಞಾನದ ಬಗ್ಗೆ 1 ರಿಂದ 10ರ ಶ್ರೇಣಿಯಲ್ಲಿ ಮೌಲ್ಯಾಂಕನ ಮಾಡಿ)	:	10
12.	How do you rate your relationship with the non-teaching/ office staff? (ತಮ್ಮ ಕಛೇರಿ ಸಿಬ್ಬಂದಿಯೊಂದಿಗಿನ ಸಂಬಂಧದ ಬಗ್ಗೆ 1 ರಿಂದ 10ರ ಶ್ರೇಣಿಯಲ್ಲಿ ಮೌಲ್ಯಾಂಕನ ಮಾಡಿ)	:	09
13.	How do you rate the Library? (ಕಾಲೇಜಿನ ಗ್ರಂಥಾಲಯದ ಬಗ್ಗೆ 1 ರಿಂದ 10ರ ಶ್ರೇಣಿಯಲ್ಲಿ ಮೌಲ್ಯಾಂಕನ ಮಾಡಿ)	:	10
14.	Which of the subjects that you studied is more useful or relevant (ತಾವು ಅಧ್ಯಯನ ಮಾಡಿದ ವಿಷಯಗಳಲ್ಲಿ ಯಾವ ವಿಷಯ ಹೆಚ್ಚು ಉಪಯುಕ್ತ ಹಾಗೂ ಈಗ ಪ್ರಸ್ತುತವೆನಿಸುತ್ತದೆ)	:	Economics
15.	How useful was your campus life in shaping your present personality? (ತಮ್ಮ ವ್ಯಕ್ತಿತ್ವ ರೂಪಣೆಯಲ್ಲಿ ತಮ್ಮ ಕಾಲೇಜು ಜೀವನದ ಉಪಯುಕ್ತತೆಯನ್ನು 1 ರಿಂದ 10ರ ಶ್ರೇಣಿಯಲ್ಲಿ ಮೌಲ್ಯಾಂಕನ ಮಾಡಿ)	:	10
16.	How do you rate the infrastructure and facilities of the College? (ಕಾಲೇಜಿನ ಮೂಲ ಸೌಕರ್ಯ ಮತ್ತು ಸೌಲಭ್ಯಗಳ ಬಗ್ಗೆ 1 ರಿಂದ 10ರ ಶ್ರೇಣಿಯಲ್ಲಿ ಮೌಲ್ಯಾಂಕನ ಮಾಡಿ)	:	09
17.	How do you rate the intellectual atmosphere of the College? ಕಾಲೇಜಿನ ಭೌದ್ಧಿಕ ಪರಿಸರದ ಬಗ್ಗೆ ತಮ್ಮ ಮೌಲ್ಯಾಂಕನ 1 ರಿಂದ 10ರ ಶ್ರೇಣಿಯಲ್ಲಿ ಏನು?	:	10
18.	Rate the overall environment of the college in 10 point scale mentioned above (ಕಾಲೇಜಿನ ಒಟ್ಟು ಪರಿಸರದ ಬಗ್ಗೆ 1 ರಿಂದ 10ರ ಶ್ರೇಣಿಯಲ್ಲಿ ಮೌಲ್ಯಾಂಕನ ಮಾಡಿ)	:	10
19.	Would you like to recommend this college for aspirants? (ಇತರರಿಗೂ ಈ ಕಾಲೇಜಿನಲ್ಲಿ ಅಧ್ಯಯನ ಮಾಡುವಂತೆ ಶಿಫಾರಸು ಮಾಡುವಿರಾ)	:	Yes/No
20.	Have you become the member of Old students Association? (ಕಾಲೇಜಿನ ಹಳೇ ವಿದ್ಯಾರ್ಥಿ ಸಂಘದ ಸದಸ್ಯರಾಗಿದ್ದೀರಾ?)	:	Yes/ No
21.	Identify any 4 strengths of the college (ಕಾಲೇಜಿನ ನಾಲ್ಕು ಪ್ರಮುಖ ಧನಾತ್ಮಕ ಅಂಶಗಳನ್ನು ಹೆಸರಿಸಿ): 1) Teaching knowledge 2) Good environment 3) Co-curricular activities 4) Good Rapport with students		
22.	Mention areas where the college needs to improve (ಕಾಲೇಜಿನಲ್ಲಿ ಆಗಬೇಕಾದ ಧನಾತ್ಮಕ ಕೆಲವು ಬದಲಾವಣೆಗಳನ್ನು ಹೆಸರಿಸಿ): 1) Bus facilities for distant students.		
23.	Would you like to continue your association with the college? (ಕಾಲೇಜಿನೊಂದಿಗೆ ತಮ್ಮ ಬಾಂದವ್ಯವನ್ನು ಮುಂದುವರಿಸಲು ಬಯಸುವಿರಾ)	:	Yes/No
24.	If yes, how would you like to continue relationship with the college and contribute to its progress? (ಕಾಲೇಜಿನೊಂದಿಗೆ ಬಾಂದವ್ಯವನ್ನು ಮುಂದುವರಿಸಲು ಬಯಸುವುದಾದರೆ ಕಾಲೇಜಿನ ಉನ್ನತಿಗೆ ನಮ್ಮೊಂದಿಗೆ ಹೇಗೆ ತೊಡಗಿಕೊಳ್ಳಲು ಇಚ್ಛಿಸುವಿರಾ) we have strong old student association through which student & college relationship can be continued.		


Principal

Sri Bhuvanendra College
KARKALA - 574 104


Signature



INTERNAL QUALITY ASSURANCE CELL

SRI BHUVANENDRA COLLEGE KARKALA- 574104

OLD STUDENTS' FEED BACK ON THE COLLEGE (2017- 2018)

1. Please rate the College on the following attributes using the 10 point scale shown:

(ದಯವಿಟ್ಟು 1 ರಿಂದ 10ರವರೆಗಿನ ಅಂಕಗಳಲ್ಲಿ ತಮ್ಮ ಮೌಲ್ಯಾಂಕನವನ್ನು ಸೂಚಿಸಿ)

→	1	2	3	4	5	6	7	8	9	10	←
---	---	---	---	---	---	---	---	---	---	----	---

Very Poor /Not at all useful

ಅತೀ ನಿಕ್ಕಪ್ಪ/ ತೀರಾ ಅನುಪಯುಕ್ತ

Very Good/very useful

ಅತ್ಯುತ್ತಮ/ ಅತೀ ಉಪಯುಕ್ತ

2. Tick **✓** for your option wherever it is given

(ಅಯ್ಯಗಳಿದ್ದಲ್ಲಿ ತಮ್ಮ ಅಯ್ಯಿಗೆ ಸರಿ ✓ಗುರುತು ಹಾಕಿರಿ)

1.	Name and Address (ಹೆಸರು ಮತ್ತು ವಿಳಾಸ)	RAMYA BELIRAYA, KADTHALA POST, DARBUTE	
2.	Sex (ಲಿಂಗ): Male/Female	FEMALE	
3.	Present occupation (ಪ್ರಸ್ತುತ ವೃತ್ತಿ /ಉದ್ಯೋಗ):	LECTURER	
4.	Period of Study in College (ಕಾಲೇಜಿನಲ್ಲಿ ಅಧ್ಯಯನ ಮಾಡಿದ ಅವಧಿ)	2014-2017 (3 years)	
5.	Course of Study : B.A. (HEP/PEJ) B.Sc (PCM/BZC/PWCS,BCB) B.Com B.B.M P.U.C (Science/commerce/Arts)	B.Sc (PCM/BZC/PWCS,BCB)	
6.	Were you the member of..... (ಇವುಗಳಲ್ಲಿ ಯಾವುದರಲ್ಲಿ ಭಾಗವಹಿಸಿದ್ದಿರಿ?) NCC NSS Commerce Club / Arts Club / Science Club /Students Association Any other (Mention).....	Rovers and Rangers.	
7.	Do you believe that your study has improved your..... (ಈ ಕಾಲೇಜಿನ ತಮ್ಮ ಅಧ್ಯಯನ ಈ ಕೆಳಗಿನ ತಮ್ಮ ಸಾಮರ್ಥ್ಯವನ್ನು ಸುಧಾರಿಸಿದೆಯೇ?ತಮ್ಮ ಅಯ್ಯಿಗೆ ಸರಿ ✓ ಗುರುತು ಹಾಕಿರಿ) a) Personality: Yes / No b) Knowledge: Yes / No c) Life skills; Yes / No d) Economic condition: Yes / No e) Your social status; Yes / No		
8.	How do you rate Your Course of Study? (ತಮ್ಮ ಕೋರ್ಸಿನ ಬಗ್ಗೆ ತಮ್ಮ ಮೌಲ್ಯಾಂಕನವೇನು? (1 ಅಂದರೆ ಅತೀನಿಕ್ಕಪ್ಪ ಮತ್ತು 10 ಎಂದರೆ ಅತ್ಯುತ್ತಮ)	:	10
9.	How do you rate Your learning experience? (ತಮ್ಮ ಕಲಿಕಾ ಅನುಭವ ಹೇಗಿತ್ತು? 1 ರಿಂದ ಹತ್ತರ ಶ್ರೇಣಿಯಲ್ಲಿ ಮೌಲ್ಯಾಂಕನ ಮಾಡಿ)	:	10
10.	How do you rate the teaching of your teachers? (ತಮಗೆ ಬೋಧಿಸಿದ ಶಿಕ್ಷಕರ ಬೋಧನೆ ಬಗ್ಗೆ 1 ರಿಂದ 10ರ ಶ್ರೇಣಿಯಲ್ಲಿ ಮೌಲ್ಯಾಂಕನ ಮಾಡಿ)	:	10

11.	How do you rate the knowledge of your teacher? (ತಮಗೆ ಬೋಧಿಸಿದ ಶಿಕ್ಷಕರ ವಿಷಯ ಜ್ಞಾನದ ಬಗ್ಗೆ 1 ರಿಂದ 10ರ ಶ್ರೇಣಿಯಲ್ಲಿ ಮೌಲ್ಯಾಂಕನ ಮಾಡಿ)	:	10
12.	How do you rate your relationship with the non-teaching/ office staff? (ತಮ್ಮ ಕಛೇರಿ ಸಿಬ್ಬಂದಿಯೊಂದಿಗಿನ ಸಂಬಂಧದ ಬಗ್ಗೆ 1 ರಿಂದ 10ರ ಶ್ರೇಣಿಯಲ್ಲಿ ಮೌಲ್ಯಾಂಕನ ಮಾಡಿ)	:	10
13.	How do you rate the Library? (ಕಾಲೇಜಿನ ಗ್ರಂಥಾಲಯದ ಬಗ್ಗೆ 1 ರಿಂದ 10ರ ಶ್ರೇಣಿಯಲ್ಲಿ ಮೌಲ್ಯಾಂಕನ ಮಾಡಿ)	:	10
14.	Which of the subjects that you studied is more useful or relevant (ತಾವು ಅಧ್ಯಯನ ಮಾಡಿದ ವಿಷಯಗಳಲ್ಲಿ ಯಾವ ವಿಷಯ ಹೆಚ್ಚು ಉಪಯುಕ್ತ ಹಾಗೂ ಈಗ ಪ್ರಸ್ತುತವೆನಿಸುತ್ತದೆ)	:	PHYSICS
15.	How useful was your campus life in shaping your present personality? (ತಮ್ಮ ವ್ಯಕ್ತಿತ್ವ ರೂಪಣೆಯಲ್ಲಿ ತಮ್ಮ ಕಾಲೇಜು ಜೀವನದ ಉಪಯುಕ್ತತೆಯನ್ನು 1 ರಿಂದ 10ರ ಶ್ರೇಣಿಯಲ್ಲಿ ಮೌಲ್ಯಾಂಕನ ಮಾಡಿ)	:	10
16.	How do you rate the infrastructure and facilities of the College? (ಕಾಲೇಜಿನ ಮೂಲ ಸೌಕರ್ಯ ಮತ್ತು ಸೌಲಭ್ಯಗಳ ಬಗ್ಗೆ 1 ರಿಂದ 10ರ ಶ್ರೇಣಿಯಲ್ಲಿ ಮೌಲ್ಯಾಂಕನ ಮಾಡಿ)	:	10
17.	How do you rate the intellectual atmosphere of the College? ಕಾಲೇಜಿನ ಭೌದ್ಧಿಕ ಪರಿಸರದ ಬಗ್ಗೆ ತಮ್ಮ ಮೌಲ್ಯಾಂಕನ 1 ರಿಂದ 10ರ ಶ್ರೇಣಿಯಲ್ಲಿ ಏನು?	:	10
18.	Rate the overall environment of the college in 10 point scale mentioned above (ಕಾಲೇಜಿನ ಒಟ್ಟು ಪರಿಸರದ ಬಗ್ಗೆ 1 ರಿಂದ 10ರ ಶ್ರೇಣಿಯಲ್ಲಿ ಮೌಲ್ಯಾಂಕನ ಮಾಡಿ)	:	10
19.	Would you like to recommend this college for aspirants? (ಇತರರಿಗೂ ಈ ಕಾಲೇಜಿನಲ್ಲಿ ಅಧ್ಯಯನ ಮಾಡುವಂತೆ ಶಿಫಾರಸು ಮಾಡುವಿರಾ)	:	Yes/No
20.	Have you become the member of Old students Association? (ಕಾಲೇಜಿನ ಹಳೇ ವಿದ್ಯಾರ್ಥಿ ಸಂಘದ ಸದಸ್ಯರಾಗಿದ್ದೀರಾ?)	:	Yes/ No
21.	Identify any 4 strengths of the college (ಕಾಲೇಜಿನ ನಾಲ್ಕು ಪ್ರಮುಖ ಧನಾತ್ಮಕ ಅಂಶಗಳನ್ನು ಹೆಸರಿಸಿ): 1) GOOD TEACHING FACULTY (u) WELL EQUIPPED LIBRARY 2) ENVIRONMENT 3) OPPORTUNITY FOR EXTRA CURRICULAR ACTIVITIES		
22.	Mention areas where the college needs to improve (ಕಾಲೇಜಿನಲ್ಲಿ ಆಗಬೇಕಾದ ಧನಾತ್ಮಕ ಕೆಲವು ಬದಲಾವಣೆಗಳನ್ನು ಹೆಸರಿಸಿ): CAMPUS SELECTION		
23.	Would you like to continue your association with the college? (ಕಾಲೇಜಿನೊಂದಿಗೆ ತಮ್ಮ ಬಾಂದವ್ಯವನ್ನು ಮುಂದುವರಿಸಲು ಬಯಸುವಿರಾ)	:	Yes/No
24.	If yes, how would you like to continue relationship with the college and contribute to its progress? (ಕಾಲೇಜಿನೊಂದಿಗೆ ಬಾಂದವ್ಯವನ್ನು ಮುಂದುವರಿಸಲು ಬಯಸುವುದಾದರೆ ಕಾಲೇಜಿನ ಉನ್ನತಿಗೆ ನಮ್ಮೊಂದಿಗೆ ಹೇಗೆ ತೊಡಗಿಕೊಳ್ಳಲು ಇಚ್ಛಿಸುವಿರಿ) AS AN ACTIVE MEMBER OF OLD STUDENTS ASSOCIATION		


Principal

Sri Bhuvanendra College
KARKALA - 574 104


Signature



INTERNAL QUALITY ASSURANCE CELL
SRI BHUVANENDRA COLLEGE KARKALA- 574104
OLD STUDENTS' FEED BACK ON THE COLLEGE (2018-2019)

1. Please rate the College on the following attributes using the 10 point scale shown:
(ದಯವಿಟ್ಟು 1 ರಿಂದ 10ರವರೆಗಿನ ಅಂಕಗಳಲ್ಲಿ ತಮ್ಮ ಮೌಲ್ಯಾಂಕನವನ್ನು ಸೂಚಿಸಿ)

1	2	3	4	5	6	7	8	9	10
---	---	---	---	---	---	---	---	---	----

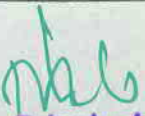
Very Poor /Not at all useful
ಅತಿ ನಿರ್ಲಕ್ಷ್ಯ/ ತೀರಾ ಅನುಪಯುಕ್ತ

Very Good/very useful
ಅತ್ಯುತ್ತಮ/ ಅತಿ ಉಪಯುಕ್ತ

2. Tick **V** for your option wherever it is given
(ಅಯ್ಯಗಳಲ್ಲಿ ತಮ್ಮ ಅಯ್ಕೆಗೆ ಸರಿ ಗುರುತು ಹಾಕಿರಿ)

1.	Name and Address (ಹೆಸರು ಮತ್ತು ವಿಳಾಸ)	Rakshita Srinivas
2.	Sex (ಲಿಂಗ) :	Male/Female
3.	Present occupation (ಪ್ರಸ್ತುತ ವೃತ್ತಿ/ಉದ್ಯೋಗ):	Teacher Leader Tech Mahindra
4.	Period of Study in College (ಕಾಲೇಜಿನಲ್ಲಿ ಅಧ್ಯಯನ ಮಾಡಿದ ಅವಧಿ) :	2011 - 2013
5.	Course of Study : B.A. (HEP/PEJ) B.Sc (PCM/BZC/PMCS,BCB) B.Com B.B.M P.U.C (Science/commerce/Arts)	
6.	Were you the member of..... (ಇವುಗಳಲ್ಲಿ ಯಾವುದರಲ್ಲಿ ಭಾಗವಹಿಸಿದ್ದೀರಿ?) NCC NSS Commerce Club / Arts Club / Science Club /Students Association Any other (Mention).....	
7.	Do you believe that your study has improved your..... (ಈ ಕಾಲೇಜಿನ ತಮ್ಮ ಅಧ್ಯಯನ ಈ ಕೆಳಗಿನ ತಮ್ಮ ಸಾಮರ್ಥ್ಯವನ್ನು ಸುಧಾರಿಸಿದೆಯೇ? ತಮ್ಮ ಅಯ್ಕೆಗೆ ಸರಿ V ಗುರುತು ಹಾಕಿರಿ) a) Personality: Yes / No b) Knowledge: Yes / No c) Life skills; Yes / No d) Economic condition: Yes / No e) Your social status; Yes / No	
8.	How do you rate Your Course of Study? (ತಮ್ಮ ಕೋರ್ಸ್‌ನ ಬಗ್ಗೆ ತಮ್ಮ ಮೌಲ್ಯಾಂಕನವೇನು? (1 : ಅಂದರೆ ಅತಿನಿರ್ದಕ್ಷ ಮತ್ತು 10 ಎಂದರೆ ಅತ್ಯುತ್ತಮ)	9
9.	How do you rate Your learning experience? (ತಮ್ಮ ಕಲಿಕಾ ಅನುಭವ ಹೇಗಿತ್ತು? 1 ರಿಂದ ಹತ್ತರ ಶ್ರೇಣಿಯಲ್ಲಿ ಮೌಲ್ಯಾಂಕನ ಮಾಡಿ)	9
10.	How do you rate the teaching of your teachers? (ತಮಗೆ ಬೋಧಿಸಿದ ಶಿಕ್ಷಕರ ಬೋಧನೆ ಬಗ್ಗೆ 1 ರಿಂದ 10ರ ಶ್ರೇಣಿಯಲ್ಲಿ ಮೌಲ್ಯಾಂಕನ ಮಾಡಿ)	8

11.	How do you rate the knowledge of your teacher? (ತಮಗೆ ಬೋಧಿಸಿದ ಶಿಕ್ಷಕರ ವಿಷಯ ಬಾಳುವ ಬಗೆಗೆ 1 ರಿಂದ 10ರ ಶ್ರೇಣಿಯಲ್ಲಿ ಮೌಲ್ಯಾಂಕನ ಮಾಡಿ)	:	9
12.	How do you rate your relationship with the non-teaching/ office staff? (ತಮ್ಮ ಕಛೇರಿ ಸಿಬ್ಬಂದಿಯೊಂದಿಗಿನ ಸಂಬಂಧದ ಬಗೆಗೆ 1 ರಿಂದ 10ರ ಶ್ರೇಣಿಯಲ್ಲಿ ಮೌಲ್ಯಾಂಕನ ಮಾಡಿ)	:	8
13.	How do you rate the Library? (ಕಾಲೇಜಿನ ಗ್ರಂಥಾಲಯದ ಬಗೆಗೆ 1 ರಿಂದ 10ರ ಶ್ರೇಣಿಯಲ್ಲಿ ಮೌಲ್ಯಾಂಕನ ಮಾಡಿ)	:	9
14.	Which of the subjects that you studied is more useful or relevant (ತಾವು ಅಧ್ಯಯನ ಮಾಡಿದ ವಿಷಯಗಳಲ್ಲಿ ಯಾವ ವಿಷಯ ಹೆಚ್ಚು ಉಪಯುಕ್ತ ಹಾಗೂ ಈಗ ಪ್ರಸ್ತುತವೆನಿಸುತ್ತದೆ)	:	All
15.	How useful was your campus life in shaping your present personality? (ತಮ್ಮ ವೈಯಕ್ತಿಕ ರೂಪಣೆಯಲ್ಲಿ ತಮ್ಮ ಕಾಲೇಜು ಜೀವನದ ಉಪಯುಕ್ತತೆಯನ್ನು 1 ರಿಂದ 10ರ ಶ್ರೇಣಿಯಲ್ಲಿ ಮೌಲ್ಯಾಂಕನ ಮಾಡಿ)	:	9
16.	How do you rate the infrastructure and facilities of the College? (ಕಾಲೇಜಿನ ಮೂಲ ಸೌಕರ್ಯ ಮತ್ತು ಸೌಲಭ್ಯಗಳ ಬಗೆಗೆ 1 ರಿಂದ 10ರ ಶ್ರೇಣಿಯಲ್ಲಿ ಮೌಲ್ಯಾಂಕನ ಮಾಡಿ)	:	9
17.	How do you rate the intellectual atmosphere of the College? (ಕಾಲೇಜಿನ ಭೌದ್ಧಿಕ ಪರಿಸರದ ಬಗೆಗೆ ತಮ್ಮ ಮೌಲ್ಯಾಂಕನ 1 ರಿಂದ 10ರ ಶ್ರೇಣಿಯಲ್ಲಿ ಏನು?)	:	9
18.	Rate the overall environment of the college in 10 point scale mentioned above (ಕಾಲೇಜಿನ ಒಟ್ಟು ಪರಿಸರದ ಬಗೆಗೆ 1 ರಿಂದ 10ರ ಶ್ರೇಣಿಯಲ್ಲಿ ಮೌಲ್ಯಾಂಕನ ಮಾಡಿ)	:	8
19.	Would you like to recommend this college for aspirants? (ಇತರರಿಗೂ ಈ ಕಾಲೇಜಿನಲ್ಲಿ ಅಧ್ಯಯನ ಮಾಡುವಂತೆ ಶಿಫಾರಸು ಮಾಡುವಿರಾ?)	:	Yes/No
20.	Have you become the member of Old students Association? (ಕಾಲೇಜಿನ ಹಳೇ ವಿದ್ಯಾರ್ಥಿ ಸಂಘದ ಸದಸ್ಯರಾಗಿದ್ದೀರಾ?)	:	Yes/No
21.	Identify any 4 strengths of the college (ಕಾಲೇಜಿನ ನಾಲ್ಕು ಪ್ರಮುಖ ಧನಾತ್ಮಕ ಅಂಶಗಳನ್ನು ಹೆಸರಿಸಿ): ① Midday Meal ③ Infrastructure ② Library		
22.	Mention areas where the college needs to improve (ಕಾಲೇಜಿನಲ್ಲಿ ಆಗಬೇಕಾದ ಧನಾತ್ಮಕ ಕೆಲವು ಬದಲಾವಣೆಗಳನ್ನು ಹೆಸರಿಸಿ): ① Class room		
23.	Would you like to continue your association with the college? (ಕಾಲೇಜಿನೊಂದಿಗೆ ತಮ್ಮ ಬಾಂಧವ್ಯವನ್ನು ಮುಂದುವರಿಸಲು ಬಯಸುವಿರಾ?)	:	Yes/No
24.	If yes, how would you like to continue relationship with the college and contribute to its progress? (ಕಾಲೇಜಿನೊಂದಿಗೆ ಬಾಂಧವ್ಯವನ್ನು ಮುಂದುವರಿಸಲು ಬಯಸುವುದಾದರೆ ಕಾಲೇಜಿನ ಉನ್ನತಿಗೆ ನಮ್ಮೊಂದಿಗೆ ಹೇಗೆ ತೊಡಗಿಕೊಳ್ಳಲು ಇಚ್ಛಿಸುವಿರಿ) In all the way		


Principal

Sri Bhuvanendra College
KARKALA - 574 104


Signature



INTERNAL QUALITY ASSURANCE CELL

SRI BHUVANENDRA COLLEGE KARKALA- 574104

OLD STUDENTS' FEED BACK ON THE COLLEGE (2019- 2020)

1. Please rate the College on the following attributes using the 10 point scale shown:
(ದಯವಿಟ್ಟು 1 ರಿಂದ 10ರವರೆಗಿನ ಅಂಕಗಳಲ್ಲಿ ತಮ್ಮ ಮೌಲ್ಯಾಂಕನವನ್ನು ಸೂಚಿಸಿ)

→	1	2	3	4	5	6	7	8	9	10	←
---	---	---	---	---	---	---	---	---	---	----	---

Very Poor /Not at all useful

ಅತೀ ನಿಕ್ಕಷ್ಟು/ ತೀರಾ ಅನುಪಯುಕ್ತ

Very Good/very useful

ಅತ್ಯುತ್ತಮ/ ಅತೀ ಉಪಯುಕ್ತ

2. Tick ☒ for your option wherever it is given
(ಅಯ್ಯಗಳಿದ್ದಲ್ಲಿ ತಮ್ಮ ಅಯ್ಯಿಗೆ ಸರಿ ☒ ಗುರುತು ಹಾಕಿರಿ)

1.	Name and Address (ಹೆಸರು ಮತ್ತು ವಿಳಾಸ)	GEETHIKA DOJARY 2/280, Belwar Baje House	
2.	Sex (ಲಿಂಗ): Male/Female	<input checked="" type="checkbox"/> Male	
3.	Present occupation (ಪ್ರಸ್ತುತ ವೃತ್ತಿ /ಉದ್ಯೋಗ):	Young B Ed	
4.	Period of Study in College (ಕಾಲೇಜಿನಲ್ಲಿ ಅಧ್ಯಯನ ಮಾಡಿದ ಅವಧಿ)	2015-2018	
5.	Course of Study : B.A. (HEP/PEJ) B.Sc (PCM/BZC/PMCS,BCB) B.Com B.B.M P.U.C (Science/commerce/Arts)		
6.	Were you the member of..... (ಇವುಗಳಲ್ಲಿ ಯಾವುದರಲ್ಲಿ ಭಾಗವಹಿಸಿದ್ದೀರಿ?) NCC NSS Commerce Club / Arts Club / Science Club /Students Association Any other (Mention).....	<input checked="" type="checkbox"/> Arts Club	
7.	Do you believe that your study has improved your..... (ಈ ಕಾಲೇಜಿನ ತಮ್ಮ ಅಧ್ಯಯನ ಈ ಕೆಳಗಿನ ತಮ್ಮ ಸಾಮರ್ಥ್ಯವನ್ನು ಸುಧಾರಿಸಿದೆಯೇ?ತಮ್ಮ ಅಯ್ಯಿಗೆ ಸರಿ <input checked="" type="checkbox"/> ಗುರುತು ಹಾಕಿರಿ) a) Personality: Yes / No b) Knowledge: Yes / No c) Life skills; Yes / No d) Economic condition: Yes / No e) Your social status; Yes / No	Yes / No Yes / No Yes / No Yes / No Yes / No	
8.	How do you rate Your Course of Study? (ತಮ್ಮ ಕೋರ್ಸಿನ ಬಗ್ಗೆ ತಮ್ಮ ಮೌಲ್ಯಾಂಕನವೇನು? (1 ಅಂದರೆ ಅತೀನಿಕ್ಕಷ್ಟು ಮತ್ತು 10 ಎಂದರೆ ಅತ್ಯುತ್ತಮ)	:	10
9.	How do you rate Your learning experience? (ತಮ್ಮ ಕಲಿಕಾ ಅನುಭವ ಹೇಗಿತ್ತು? 1 ರಿಂದ ಹತ್ತರ ಶ್ರೇಣಿಯಲ್ಲಿ ಮೌಲ್ಯಾಂಕನ ಮಾಡಿ)	:	10
10.	How do you rate the teaching of your teachers? (ತಮಗೆ ಬೋಧಿಸಿದ ಶಿಕ್ಷಕರ ಬೋಧನೆ ಬಗ್ಗೆ 1 ರಿಂದ 10ರ ಶ್ರೇಣಿಯಲ್ಲಿ ಮೌಲ್ಯಾಂಕನ ಮಾಡಿ)	:	10

11.	How do you rate the knowledge of your teacher? (ತಮಗೆ ಬೋಧಿಸಿದ ಶಿಕ್ಷಕರ ವಿಷಯ ಜ್ಞಾನದ ಬಗ್ಗೆ 1 ರಿಂದ 10ರ ಶ್ರೇಣಿಯಲ್ಲಿ ಮೌಲ್ಯಾಂಕನ ಮಾಡಿ)	:	10
12.	How do you rate your relationship with the non-teaching/ office staff? (ತಮ್ಮ ಕಛೇರಿ ಸಿಬ್ಬಂದಿಯೊಂದಿಗಿನ ಸಂಬಂಧದ ಬಗ್ಗೆ 1 ರಿಂದ 10ರ ಶ್ರೇಣಿಯಲ್ಲಿ ಮೌಲ್ಯಾಂಕನ ಮಾಡಿ)	:	08
13.	How do you rate the Library? (ಕಾಲೇಜಿನ ಗ್ರಂಥಾಲಯದ ಬಗ್ಗೆ 1 ರಿಂದ 10ರ ಶ್ರೇಣಿಯಲ್ಲಿ ಮೌಲ್ಯಾಂಕನ ಮಾಡಿ)	:	10
14.	Which of the subjects that you studied is more useful or relevant (ತಾವು ಅಧ್ಯಯನ ಮಾಡಿದ ವಿಷಯಗಳಲ್ಲಿ ಯಾವ ವಿಷಯ ಹೆಚ್ಚು ಉಪಯುಕ್ತ ಹಾಗೂ ಈಗ ಪ್ರಸ್ತುತವೆನಿಸುತ್ತದೆ)	:	Economics
15.	How useful was your campus life in shaping your present personality? (ತಮ್ಮ ವ್ಯಕ್ತಿತ್ವ ರೂಪಣೆಯಲ್ಲಿ ತಮ್ಮ ಕಾಲೇಜು ಜೀವನದ ಉಪಯುಕ್ತತೆಯನ್ನು 1 ರಿಂದ 10ರ ಶ್ರೇಣಿಯಲ್ಲಿ ಮೌಲ್ಯಾಂಕನ ಮಾಡಿ)	:	10
16.	How do you rate the infrastructure and facilities of the College? (ಕಾಲೇಜಿನ ಮೂಲ ಸೌಕರ್ಯ ಮತ್ತು ಸೌಲಭ್ಯಗಳ ಬಗ್ಗೆ 1 ರಿಂದ 10ರ ಶ್ರೇಣಿಯಲ್ಲಿ ಮೌಲ್ಯಾಂಕನ ಮಾಡಿ)	:	10
17.	How do you rate the intellectual atmosphere of the College? ಕಾಲೇಜಿನ ಭೌದ್ಧಿಕ ಪರಿಸರದ ಬಗ್ಗೆ ತಮ್ಮ ಮೌಲ್ಯಾಂಕನ 1 ರಿಂದ 10ರ ಶ್ರೇಣಿಯಲ್ಲಿ ಏನು?	:	10
18.	Rate the overall environment of the college in 10 point scale mentioned above (ಕಾಲೇಜಿನ ಒಟ್ಟು ಪರಿಸರದ ಬಗ್ಗೆ 1 ರಿಂದ 10ರ ಶ್ರೇಣಿಯಲ್ಲಿ ಮೌಲ್ಯಾಂಕನ ಮಾಡಿ)	:	09
19.	Would you like to recommend this college for aspirants? (ಇತರರಿಗೂ ಈ ಕಾಲೇಜಿನಲ್ಲಿ ಅಧ್ಯಯನ ಮಾಡುವಂತೆ ಶಿಫಾರಸು ಮಾಡುವಿರಾ)	:	Yes/No ✓
20.	Have you become the member of Old students Association? (ಕಾಲೇಜಿನ ಹಳೇ ವಿದ್ಯಾರ್ಥಿ ಸಂಘದ ಸದಸ್ಯರಾಗಿದ್ದೀರಾ?)	:	Yes/No ✓
21.	Identify any 4 strengths of the college (ಕಾಲೇಜಿನ ನಾಲ್ಕು ಪ್ರಮುಖ ಧನಾತ್ಮಕ ಅಂಶಗಳನ್ನು ಹೆಸರಿಸಿ): Infrastructure, Library, Teachers Opportunities for extra curricular activities		
22.	Mention areas where the college needs to improve (ಕಾಲೇಜಿನಲ್ಲಿ ಅಗಬೇಕಾದ ಧನಾತ್ಮಕ ಕೆಲವು ಬದಲಾವಣೆಗಳನ್ನು ಹೆಸರಿಸಿ): Permanent teachers		
23.	Would you like to continue your association with the college? (ಕಾಲೇಜಿನೊಂದಿಗೆ ತಮ್ಮ ಬಾಂದವ್ಯವನ್ನು ಮುಂದುವರಿಸಲು ಬಯಸುವಿರಾ)	:	Yes/No ✓
24.	If yes, how would you like to continue relationship with the college and contribute to its progress? (ಕಾಲೇಜಿನೊಂದಿಗೆ ಬಾಂದವ್ಯವನ್ನು ಮುಂದುವರಿಸಲು ಬಯಸುವುದಾದರೆ ಕಾಲೇಜಿನ ಉನ್ನತಿಗೆ ನಮ್ಮೊಂದಿಗೆ ಹೇಗೆ ತೊಡಗಿಕೊಳ್ಳಲು ಇಚ್ಛಿಸುವಿರಾ) member of Old Students Association		

18/3/20


Principal
Sri Bhuvanendra College
KARKALA - 574 104


Signature



INTERNAL QUALITY ASSURANCE CELL

SRI BHUVANENDRA COLLEGE KARKALA- 574104

Feedback from Teachers 2016-17

This form is intended to collect information relating to your satisfaction towards the curriculum, teaching, learning, evaluation and infrastructure. The information provided by you will be kept confidential and will be used as important feedback for quality improvement of the programme of studies and the institution.

For each item please indicate your level of agreement with the following statements by selecting appropriate option.

1. The courses / syllabi taught by me have a good balance between theory and application :
1.Strongly Disagree 2. Disagree 3. Neither Agree nor Disagree 4. Agree 5. Strongly Agree (5)
2. The objectives of the syllabi are well defined: 1.Strongly Disagree 2. Disagree
3. Neither Agree nor Disagree 4. Agree 5. Strongly Agree (5)
3. The books/journals etc. prescribed / listed as reference materials are relevant updated and cover the entire syllabi: 1.Strongly Disagree 2. Disagree 3. Neither Agree nor Disagree
4. Agree 5. Strongly Agree (5)
4. The courses / syllabi of the subjects taught by me increased my interest, knowledge and perspective in the subject area: 1.Strongly Disagree 2. Disagree 3. Neither Agree nor Disagree
4. Agree 5. Strongly Agree (5)
5. The college has given me full freedom to adopt new techniques / strategies of teaching such as group discussions, seminar presentations and learners' participation: 1.Strongly Disagree 2. Disagree 3. Neither Agree nor Disagree 4. Agree 5. Strongly Agree (5)
6. I have the freedom to adopt new techniques / strategies of testing and assessment of students: 1.Strongly Disagree 2. Disagree 3. Neither Agree nor Disagree 4. Agree
5. Strongly Agree (5)
7. Tests and examinations are conducted well in time with proper coverage of all units in the syllabus: 1.Strongly Disagree 2. Disagree 3. Neither Agree nor Disagree 4. Agree
5. Strongly Agree (5)

8. The prescribed books are available in the Library in Sufficient numbers: 1.Strongly Disagree
2. Disagree 3. Neither Agree nor Disagree 4. Agree ~~5. Strongly Agree~~ (5)
9. The environment in the College is conducive to teaching and research: 1.Strongly Disagree
2. Disagree 3. Neither Agree nor Disagree 4. Agree ~~5. Strongly Agree~~ (5)
10. The administration is teacher friendly: 1.Strongly Disagree 2. Disagree 3. Neither Agree
nor Disagree 4. Agree ~~5. Strongly Agree~~ (5)
11. The college provides adequate opportunities and support to faculty members for upgrading
their skills and qualifications: 1.Strongly Disagree 2. Disagree 3. Neither Agree nor
Disagree 4. Agree ~~5. Strongly Agree~~ (5)
12. ICT facilities in the college are adequate and satisfactory 1.Strongly Disagree 2. Disagree
3. Neither Agree nor Disagree 4. Agree ~~5. Strongly Agree~~ (5)
13. Separate space in college Canteen is available for Teachers: 1.Strongly Disagree
2. Disagree 3. Neither Agree nor Disagree 4. Agree ~~5. Strongly Agree~~ (5)
14. Toilets / washrooms are clean and properly maintained: 1.Strongly Disagree 2. Disagree
3. Neither Agree nor Disagree 4. Agree 5. Strongly Agree (5)
15. The classrooms are clean and well maintained: 1.Strongly Disagree 2. Disagree
3. Neither Agree nor Disagree 4. Agree 5. Strongly Agree (5)

Name of the Teacher: Dr. Marunath Bhal.

Designation:

Asst. Prof.

Department:

Sanskrit

Date: 5 - May - 2016.

Signature

Principal

Sri Bhuvanendra College
KARKALA - 574 104



INTERNAL QUALITY ASSURANCE CELL

SRI BHUVANENDRA COLLEGE KARKALA- 574104

Feedback from Teachers 2017-2018

This form is intended to collect information relating to your satisfaction towards the curriculum, teaching, learning, evaluation and infrastructure. The information provided by you will be kept confidential and will be used as important feedback for quality improvement of the programme of studies and the institution.

For each item please indicate your level of agreement with the following statements by selecting appropriate option.

1. The courses / syllabi taught by me have a good balance between theory and application :
1.Strongly Disagree 2. Disagree 3. Neither Agree nor Disagree 4. Agree 5. Strongly Agree (5)
2. The objectives of the syllabi are well defined: 1.Strongly Disagree 2. Disagree
3. Neither Agree nor Disagree 4. Agree 5. Strongly Agree (4)
3. The books/journals etc. prescribed / listed as reference materials are relevant updated and cover the entire syllabi: 1.Strongly Disagree 2. Disagree 3. Neither Agree nor Disagree
4. Agree 5. Strongly Agree (4)
4. The courses / syllabi of the subjects taught by me increased my interest, knowledge and perspective in the subject area: 1.Strongly Disagree 2. Disagree 3. Neither Agree nor Disagree
4. Agree 5. Strongly Agree (4)
5. The college has given me full freedom to adopt new techniques / strategies of teaching such as group discussions, seminar presentations and learners' participation: 1.Strongly Disagree 2. Disagree 3. Neither Agree nor Disagree 4. Agree 5. Strongly Agree (5)
6. I have the freedom to adopt new techniques / strategies of testing and assessment of students: 1.Strongly Disagree 2. Disagree 3. Neither Agree nor Disagree 4. Agree 5. Strongly Agree (2)
7. Tests and examinations are conducted well in time with proper coverage of all units in the syllabus: 1.Strongly Disagree 2. Disagree 3. Neither Agree nor Disagree 4. Agree 5. Strongly Agree (5)

8. The prescribed books are available in the Library in Sufficient numbers: 1.Strongly Disagree
2. Disagree 3. Neither Agree nor Disagree 4. Agree 5. Strongly Agree (5)
9. The environment in the College is conducive to teaching and research: 1.Strongly Disagree
2. Disagree 3. Neither Agree nor Disagree 4. Agree 5. Strongly Agree (4)
10. The administration is teacher friendly: 1.Strongly Disagree 2. Disagree 3. Neither Agree
nor Disagree 4. Agree 5. Strongly Agree (4)
11. The college provides adequate opportunities and support to faculty members for upgrading
their skills and qualifications: 1.Strongly Disagree 2. Disagree 3. Neither Agree nor
Disagree 4. Agree 5. Strongly Agree (4)
12. ICT facilities in the college are adequate and satisfactory 1.Strongly Disagree 2. Disagree
3. Neither Agree nor Disagree 4. Agree 5. Strongly Agree (4)
13. Separate space in college Canteen is available for Teachers: 1.Strongly Disagree
2. Disagree 3. Neither Agree nor Disagree 4. Agree 5. Strongly Agree (5)
14. Toilets / washrooms are clean and properly maintained: 1.Strongly Disagree 2. Disagree
3. Neither Agree nor Disagree 4. Agree 5. Strongly Agree (4)
15. The classrooms are clean and well maintained: 1.Strongly Disagree 2. Disagree
3. Neither Agree nor Disagree 4. Agree 5. Strongly Agree (4)

Name of the Teacher: Dr. Shaktatata

Designation: Asst. Professor


Department: CHEMISTRY

Date: 02-08-18



Principal

Sri Bhuvanendra College
KARKALA - 574 104


Signature



INTERNAL QUALITY ASSURANCE CELL

SRI BHUVANENDRA COLLEGE KARKALA- 574104

Feedback from Teachers 2018-19

This form is intended to collect information relating to your satisfaction towards the curriculum, teaching, learning, evaluation and infrastructure. The information provided by you will be kept confidential and will be used as important feedback for quality improvement of the programme of studies and the institution.

For each item please indicate your level of agreement with the following statements by selecting appropriate option.

1. The courses / syllabi taught by me have a good balance between theory and application :
1.Strongly Disagree 2. Disagree 3. Neither Agree nor Disagree 4. Agree 5. Strongly Agree (5)
2. The objectives of the syllabi are well defined: 1.Strongly Disagree 2. Disagree
3. Neither Agree nor Disagree 4. Agree 5. Strongly Agree (5)
3. The books/journals etc. prescribed / listed as reference materials are relevant updated and cover the entire syllabi: 1.Strongly Disagree 2. Disagree 3. Neither Agree nor Disagree
4. Agree 5. Strongly Agree (5)
4. The courses / syllabi of the subjects taught by me increased my interest, knowledge and perspective in the subject area: 1.Strongly Disagree 2. Disagree 3. Neither Agree nor Disagree
4. Agree 5. Strongly Agree (5)
5. The college has given me full freedom to adopt new techniques / strategies of teaching such as group discussions, seminar presentations and learners' participation: 1.Strongly Disagree 2. Disagree 3. Neither Agree nor Disagree 4. Agree 5. Strongly Agree (5)
6. I have the freedom to adopt new techniques / strategies of testing and assessment of students: 1.Strongly Disagree 2. Disagree 3. Neither Agree nor Disagree 4. Agree 5. Strongly Agree (5)
7. Tests and examinations are conducted well in time with proper coverage of all units in the syllabus: 1.Strongly Disagree 2. Disagree 3. Neither Agree nor Disagree 4. Agree 5. Strongly Agree (5)

8. The prescribed books are available in the Library in Sufficient numbers: 1.Strongly Disagree
2. Disagree 3. Neither Agree nor Disagree 4. Agree 5. Strongly Agree (5)
9. The environment in the College is conducive to teaching and research: 1.Strongly Disagree
2. Disagree 3. Neither Agree nor Disagree 4. Agree 5. Strongly Agree (5)
10. The administration is teacher friendly: 1.Strongly Disagree 2. Disagree 3. Neither Agree
nor Disagree 4. Agree 5. Strongly Agree (5)
11. The college provides adequate opportunities and support to faculty members for upgrading
their skills and qualifications: 1.Strongly Disagree 2. Disagree 3. Neither Agree nor
Disagree 4. Agree 5. Strongly Agree (5)
12. ICT facilities in the college are adequate and satisfactory 1.Strongly Disagree 2. Disagree
3. Neither Agree nor Disagree 4. Agree 5. Strongly Agree (5)
13. Separate space in college Canteen is available for Teachers: 1.Strongly Disagree
2. Disagree 3. Neither Agree nor Disagree 4. Agree 5. Strongly Agree (5)
14. Toilets / washrooms are clean and properly maintained: 1.Strongly Disagree 2. Disagree
3. Neither Agree nor Disagree 4. Agree 5. Strongly Agree (4)
15. The classrooms are clean and well maintained: 1.Strongly Disagree 2. Disagree
3. Neither Agree nor Disagree 4. Agree 5. Strongly Agree (4)

Name of the Teacher: Smt. Vanitha

Designation: Lecturer

Department: Kannada

Date: 26-3-2019



Signature



Principal

Sri Bhuvanendra College
KARKALA - 574 104



INTERNAL QUALITY ASSURANCE CELL

SRI BHUVANENDRA COLLEGE KARKALA- 574104

Feedback from Teachers 2019-20

This form is intended to collect information relating to your satisfaction towards the curriculum, teaching, learning, evaluation and infrastructure. The information provided by you will be kept confidential and will be used as important feedback for quality improvement of the programme of studies and the institution.

For each item please indicate your level of agreement with the following statements by selecting appropriate option.

1. The courses / syllabi taught by me have a good balance between theory and application :
1.Strongly Disagree 2. Disagree 3. Neither Agree nor Disagree 4. Agree 5. Strongly Agree (5)
2. The objectives of the syllabi are well defined: 1.Strongly Disagree 2. Disagree
3. Neither Agree nor Disagree 4. Agree 5. Strongly Agree (5)
3. The books/journals etc. prescribed / listed as reference materials are relevant updated and cover the entire syllabi: 1.Strongly Disagree 2. Disagree 3. Neither Agree nor Disagree
4. Agree 5. Strongly Agree (5)
4. The courses / syllabi of the subjects taught by me increased my interest, knowledge and perspective in the subject area: 1.Strongly Disagree 2. Disagree 3. Neither Agree nor Disagree
4. Agree 5. Strongly Agree (5)
5. The college has given me full freedom to adopt new techniques / strategies of teaching such as group discussions, seminar presentations and learners' participation: 1.Strongly Disagree 2. Disagree 3. Neither Agree nor Disagree 4. Agree 5. Strongly Agree (5)
6. I have the freedom to adopt new techniques / strategies of testing and assessment of students: 1.Strongly Disagree 2. Disagree 3. Neither Agree nor Disagree 4. Agree 5. Strongly Agree (5)
7. Tests and examinations are conducted well in time with proper coverage of all units in the syllabus: 1.Strongly Disagree 2. Disagree 3. Neither Agree nor Disagree 4. Agree 5. Strongly Agree (5)

8. The prescribed books are available in the Library in Sufficient numbers: 1.Strongly Disagree
2. Disagree 3. Neither Agree nor Disagree 4. Agree 5. Strongly Agree (5)
9. The environment in the College is conducive to teaching and research: 1.Strongly Disagree
2. Disagree 3. Neither Agree nor Disagree 4. Agree 5. Strongly Agree (5)
10. The administration is teacher friendly: 1.Strongly Disagree 2. Disagree 3. Neither Agree
nor Disagree 4. Agree 5. Strongly Agree (4)
11. The college provides adequate opportunities and support to faculty members for upgrading
their skills and qualifications: 1.Strongly Disagree 2. Disagree 3. Neither Agree nor
Disagree 4. Agree 5. Strongly Agree (5)
12. ICT facilities in the college are adequate and satisfactory 1.Strongly Disagree 2. Disagree
3. Neither Agree nor Disagree 4. Agree 5. Strongly Agree (5)
13. Separate space in college Canteen is available for Teachers: 1.Strongly Disagree
2. Disagree 3. Neither Agree nor Disagree 4. Agree 5. Strongly Agree (5)
14. Toilets / washrooms are clean and properly maintained: 1.Strongly Disagree 2. Disagree
3. Neither Agree nor Disagree 4. Agree 5. Strongly Agree (5)
15. The classrooms are clean and well maintained: 1.Strongly Disagree 2. Disagree
3. Neither Agree nor Disagree 4. Agree 5. Strongly Agree (5)

Name of the Teacher: Padmashree


Designation: Lecturer

Department: English

Date: 01/01/2020


Principal

Sri Bhuvanendra College
KARKALA - 574 104

Signature




INTERNAL QUALITY ASSURANCE CELL

SRI BHUVANENDRA COLLEGE KARKALA- 574104

PARENTS' FEED BACK ON THE COLLEGE

2016-17

1. Please rate the College on the following attributes using the 10 point scale shown:

(ದಯವಿಟ್ಟು 1 ರಿಂದ ಹತ್ತರವರೆಗಿನ ಅಂಕಗಳಲ್ಲಿ ನಿಮ್ಮ ಮೌಲ್ಯಾಂಕನವನ್ನು ಸೂಚಿಸಿ)

→	1	2	3	4	5	6	7	8	9	10	←
---	---	---	---	---	---	---	---	---	---	----	---

Very Poor /Not at all useful

ಅತೀ ಕನಿಷ್ಠ/ ತೀರಾ ಅನುಪಯುಕ್ತ

Very Good/very useful

ಅತ್ಯುತ್ತಮ/ ಅತೀ ಉಪಯುಕ್ತ

2. Tick ✓ for your option wherever it is given

(ಅಯ್ಯಗಳಲ್ಲಿ ನಿಮ್ಮ ಅಯ್ಯಗೆ ಸರಿ ಇರುವುದು ಹಾಕಿರಿ)

1.	Name and Address (ಹೆಸರು ಮತ್ತು ವಿಳಾಸ)	Surendra Suthigar	
2.	MOTHER (ತಾಯಿ) /FATHER (ತಂದೆ)	Suratha Suthigar	
3.	Present occupation (ಪ್ರಸ್ತುತ ವೃತ್ತಿ /ಉದ್ಯೋಗ):	Tailor	
4.	Name of the son/daughter /ward/ :	Shruthi Suthigar	
5.	Period of Study in College (ಕಾಲೇಜಿನಲ್ಲಿ ಅಧ್ಯಯನ ಮಾಡಿದ ಅವಧಿ):	2015 - 2018	
6.	Course of Study : B.A. (HEP/P.E.J) B.Sc (PCM/BZC/PMCS) B.Com B.B.M B.C.A		
7.	Prominent reason for choosing this college for your ward's education? ತಮ್ಮ ಮಗ/ಮಗಳು/ಸಂಬಂಧಿಯನ್ನು ಈ ಕಾಲೇಜಿಗೆ ಸೇರಿಸುವುದರ ಮುಖ್ಯ ಕಾರಣ:	<p>1. ಮನೆಗೆ ಹತ್ತಿರ (proximity of the college) 2. ಕಾಲೇಜಿನ ಬಗೆಗಿನ ಕೀರ್ತಿ (Reputation of the College)</p> <p>3. ಕಾನ್ಯ ಇಲ್ಲಿಯ ಹಳೆ ವಿದ್ಯಾರ್ಥಿ (Being Old student of the college) 4. ಹಿತೈಷಿಗಳ ಸೂಚನೆ (Suggestion of the well wishers)</p> <p>5. ಮಗ/ಮಗಳ ಸ್ನೇಹಿತರ ಒತ್ತಾಯ (Peer group pressure of your ward) 6. ಪತ್ರಿಕೆಯ ಜಾಹೀರಾತು/ಪ್ರಕಟಣೆ (Advertisement/notification in the newspaper)</p>	
8.	Did you get the cordial treatment and complete information when you came for applying to the course? (ಈ ಕಾಲೇಜಿನಲ್ಲಿ ಅವಕಾಶ ಬಯಸ ಬಂದಾಗ ತಮ್ಮೊಂದಿಗೆ ಅವರ ಪೂರ್ವಕವಾಗಿ ನಡೆದುಕೊಳ್ಳಲಾಯಿತೆ ಮತ್ತು ಸಂಪೂರ್ಣ ಮಾಹಿತಿ ನೀಡಲಾಯಿತೆ? Yes/ ಹೌದು / No ಇಲ್ಲ	Yes/ ಹೌದು / No ಇಲ್ಲ	
9.	How do you rate the cordiality during your first visit to the college? 1 ಅಂದರೆ ಅತೀಕನಿಷ್ಠ ಮತ್ತು 10 ಎಂದರೆ ಅತ್ಯುತ್ತಮ ಎನ್ನುವ ಮಾನದಂಡದಲ್ಲಿ ಮೊದಲ ಬಾರಿಗೆ ಕಾಲೇಜಿಗೆ ಬಂದಾಗ ತಮಗೆ ದೊರಕಿದ ಸಹಕಾರಕ್ಕೆ ತಾವೆಷ್ಟು ಅಂಕ ಕೊಡಲಿಚ್ಛಿಸುತ್ತೀರಿ:	:	10
10.	Did you get the opinion regarding the teaching at the college from your ward? (ತಮ್ಮ ಮನೆಯ ವಿದ್ಯಾರ್ಥಿಯಿಂದ ಇಲ್ಲಿನ ಬೋಧನಾ ಚಟುವಟಿಕೆಗಳ ಬಗ್ಗೆ ಮಾಹಿತಿ ಪಡೆದುಕೊಂಡಿದ್ದೀರಾ ?	:	ಹೌದು/ಇಲ್ಲ Yes/No
11.	How do you rate the teaching in this college? ಇಲ್ಲಿನ ಬೋಧನೆಯ ಬಗ್ಗೆ ಎಷ್ಟು ಅಂಕಗಳನ್ನು ಕೊಡಲಿಚ್ಛಿಸುತ್ತೀರಿ? (1 ಅಂದರೆ ಅತೀಕನಿಷ್ಠ ಮತ್ತು 10 ಎಂದರೆ ಅತ್ಯುತ್ತಮ)	:	10
12.	How do you rate Your ward's learning experience? (ತಮ್ಮ ಮನೆಯ ವಿದ್ಯಾರ್ಥಿಯ ಕಲಿಕಾ ಅನುಭವವನ್ನು 1 ರಿಂದ ಹತ್ತರ ತ್ರೇಷೆಯಲ್ಲಿ ಮೌಲ್ಯಾಂಕನ ಮಾಡಿ)	:	10

13.	Have you ever felt that your ward is receiving value education in the college? (ತಮ್ಮ ಮಗ/ಮಗಳು ಇಲ್ಲಿ ವ್ಯಕ್ತಿತ್ವ ರೂಪಣೆಗೆ ಪೂರಕವಾದ ಮೌಲಿಕ ಶಿಕ್ಷಣವನ್ನು ಪಡೆಯುತ್ತಿದ್ದಾರೆಯೇ ತಮಗೆ ಅನಿಸಿದೆಯೇ?)	: Yes/No ಹೌದು/ಇಲ್ಲ
14.	How do you know that your ward's performance and progress is monitored? (ತಮ್ಮ ಮನೆಯ ವಿದ್ಯಾರ್ಥಿಯ ಶೈಕ್ಷಣಿಕ ನಿರ್ವಹಣೆ ಮತ್ತು ಪ್ರಗತಿಯನ್ನು ಮೇಲ್ವಿಚಾರಿಸಲಾಗುತ್ತಿದೆ ಎಂದು ಹೇಗೆ ತಿಳಿದುಕೊಂಡಿರುವಿರಿ? 1. ಸಂಚಿತ ಪ್ರಗತಿಪತ್ರದ ಮೂಲಕ (through Cumulative Record) 2. ಅಧ್ಯಾಪಕರ ಭೇಟಿಯ ಮೂಲಕ (Consulting his teachers) 3. ಪ್ರಾಂಶುಪಾಲರ ದೂರವಾಣಿ ಕರೆಯಿಂದ (Principal's telephone call) 4. ವಿದ್ಯಾರ್ಥಿಯ ಹೇಳಿಕೆಯಿಂದ (Student's statement) 5. ಇತರೇ (Any other):	
15.	Are you satisfied with the facilities available in the college? (ಕಾಲೇಜಿನಲ್ಲಿ ದೊರಕುತ್ತಿರುವ ಸೌಲಭ್ಯಗಳ ಬಗ್ಗೆ ಸಂತೃಪ್ತಿಯಿದೆಯೇ)	: ಹೌದು/ಇಲ್ಲ Yes/No
16.	Is your ward making use of the Library? (ಕಾಲೇಜಿನ ಗ್ರಂಥಾಲಯದ ಪುಸ್ತಕಗಳನ್ನು ತಮ್ಮ ಮನೆಯ ವಿದ್ಯಾರ್ಥಿ ಬಳಸಿಕೊಳ್ಳುತ್ತಿದ್ದಾರೆಯೇ)	: ಹೌದು/ಇಲ್ಲ Yes/No
17.	How do you rate the infrastructure and facilities of the College? (ಕಾಲೇಜಿನ ಮೂಲ ಸೌಕರ್ಯ ಮತ್ತು ಸೌಲಭ್ಯಗಳ ಬಗ್ಗೆ 1 ರಿಂದ 10ರ ಶ್ರೇಣಿಯಲ್ಲಿ ಮೌಲ್ಯಾಂಕನ ಮಾಡಿ)	: 10
18.	Rate the overall environment of the college in 10 point scale mentioned above (ಕಾಲೇಜಿನ ಒಟ್ಟು ಪರಿಸರದ ಬಗ್ಗೆ 1 ರಿಂದ 10ರ ಶ್ರೇಣಿಯಲ್ಲಿ ಮೌಲ್ಯಾಂಕನ ಮಾಡಿ)	: 10
19.	Would you like to recommend this college for aspirants? (ಇತರರಿಗೂ ಈ ಕಾಲೇಜಿನಲ್ಲಿ ಅಧ್ಯಯನ ಮಾಡುವಂತೆ ಶಿಫಾರಸು ಮಾಡಬಯಸುತ್ತೀರಾ)	: ಹೌದು/ಇಲ್ಲ Yes/No
20.	Please identify any 4 strengths of the college (ಕಾಲೇಜಿನ ನಾಲ್ಕು ಪ್ರಮುಖ ಧನಾತ್ಮಕ ಅಂಶಗಳನ್ನು ಗುರುತಿಸಬಹುದೇ?): 1. good teachers 2. Discipline 3. Library 4. Reputation	
21.	Please mention areas where the college needs to improve (ಕಾಲೇಜಿನಲ್ಲಿ ಆಗಬೇಕಾದ ಧನಾತ್ಮಕ ಕೆಲವು ಬದಲಾವಣೆಗಳನ್ನು ಸೂಚಿಸಬಹುದೇ?): Campus Selection	
22.	How would you wish us to strengthen our relationship with you and secure your support in the progress of the college? (ಕಾಲೇಜಿನೊಂದಿಗಿನ ತಮ್ಮ ಬಾಂಧವ್ಯವನ್ನು ನಾವು ಹೇಗೆ ಬಲಪಡಿಸಬಹುದು ಮತ್ತು ಕಾಲೇಜಿನ ಉನ್ನತಿಗೆ ತಮ್ಮ ಸಹಕಾರವನ್ನು ನಾವು ಹೇಗೆ ಪಡೆಯಬಹುದೆಂದು ಸೂಚಿಸುವಿರಾ?) By Arranging Parent and Teachers Meet.	


Principal
Sri Bhuvanendra College

Signature
Surenendra Shrigar



INTERNAL QUALITY ASSURANCE CELL
SRI BHUVANENDRA COLLEGE KARKALA- 574104
PARENTS' FEED BACK ON THE COLLEGE

2017-18

1. Please rate the College on the following attributes using the 10 point scale shown:
 (ದಯವಿಟ್ಟು 1 ರಿಂದ ಹತ್ತರವರೆಗಿನ ಅಂಕಗಳಲ್ಲಿ ನಿಮ್ಮ ಮೌಲ್ಯಾಂಕನವನ್ನು ಸೂಚಿಸಿ)

→	1	2	3	4	5	6	7	8	9	10	←
Very Poor /Not at all useful ಅತೀ ಕನಿಷ್ಠ / ತೀರಾ ಅನುಪಯುಕ್ತ											Very Good/very useful ಅತ್ಯುತ್ತಮ / ಅತೀ ಉಪಯುಕ್ತ


2. Tick ☒ for your option wherever it is given
 (ಅಯ್ಯಗಳಲ್ಲಿ ನಿಮ್ಮ ಅಯ್ಯಿಗೆ ಸರಿ ಇರುವುದು ಹಾಕಿರಿ)

1.	Name and Address (ಹೆಸರು ಮತ್ತು ವಿಳಾಸ)	Sri GUNAVARMA JAIN. SAMMEDHA KUKKUNDOOR SUMANGALA JAIN. TEACHER	
2.	MOTHER (ತಾಯಿ) /FATHER (ತಂದೆ)		
3.	Present occupation (ಪ್ರಸ್ತುತ ವೃತ್ತಿ /ಉದ್ಯೋಗ):	TEACHER	
4.	Name of the son/daughter /ward/ :	SWAROOP JAIN	
5.	Period of Study in College (ಕಾಲೇಜಿನಲ್ಲಿ ಅಧ್ಯಯನ ಮಾಡಿದ ಅವಧಿ):	2017-2020	
6.	Course of Study : B.A. (HEP/P.E.J) B.Sc (PCM/BZC/PMCS) B.Com B.B.M B.C.A		
7.	Prominent reason for choosing this college for your ward's education? ತಮ್ಮ ಮಗ/ಮಗಳು/ಸಂಬಂಧಿಯನ್ನು ಈ ಕಾಲೇಜಿಗೆ ಸೇರಿಸುವುದರ ಮುಖ್ಯ ಕಾರಣ: 1. <input checked="" type="checkbox"/> ಸುನಗೆ ಹತ್ತಿರ (proximity of the college) 2. ಕಾಲೇಜಿನ ಬಗೆಗಿನ ಹೆಸರು (Reputation of the College) 3. ತಾವು ಇಲ್ಲಿಯ ಹಳೆ ವಿದ್ಯಾರ್ಥಿ (Being Old student of the college) 4. ಹಿತೈಷಿಗಳ ಸೂಚನೆ (Suggestion of the well wishers) 5. ಮಗ/ಮಗಳ ಸ್ನೇಹಿತರ ಒತ್ತಾಯ (Peer group pressure of your ward) 6. ಪತ್ರಿಕೆಯ ಜಾಹೀರಾತು/ಪ್ರಕಟಣೆ (Advertisement /notification in the newspaper)		
8.	Did you get the cordial treatment and complete information when you came for applying to the course? (ಈ ಕಾಲೇಜಿನಲ್ಲಿ ಅವಕಾಶ ಬಯಸಿ ಬಂದಾಗ ತಪ್ಪೊಂದಿಗೆ ಆದರ ಪೂರ್ವಕವಾಗಿ ನಡೆದುಕೊಳ್ಳಲಾಯಿತೆ ಮತ್ತು ಸಂಪೂರ್ಣ ಮಾಹಿತಿ ನೀಡಲಾಯಿತೆ? <input checked="" type="checkbox"/> ಹೌದು / No ಇಲ್ಲ		
9.	How do you rate the cordiality during your first visit to the college? 1 ಅಂದರೆ ಅತೀಕನಿಷ್ಠ ಮತ್ತು 10 ಅಂದರೆ ಅತ್ಯುತ್ತಮ ಎನ್ನುವ ಮಾನದಂಡದಲ್ಲಿ ಮೊದಲ ಬಾರಿಗೆ ಕಾಲೇಜಿಗೆ ಬಂದಾಗ ತಮಗೆ ದೊರಕಿದ ಸಹಕಾರಕ್ಕೆ ತಾವೆಷ್ಟು ಅಂಕ ಕೊಡಲಿಚ್ಛಿಸುತ್ತೀರಿ:	:	10
10.	Did you get the opinion regarding the teaching at the college from your ward? (ತಮ್ಮ ಮನೆಯ ವಿದ್ಯಾರ್ಥಿಯಿಂದ ಇಲ್ಲಿನ ಬೋಧನಾ ಚಟುವಟಿಕೆಗಳ ಬಗ್ಗೆ ಮಾಹಿತಿ ಪಡೆದುಕೊಂಡಿದ್ದೀರಾ ?	:	ಹೌದು/ಇಲ್ಲ <input checked="" type="checkbox"/> Yes/No
11.	How do you rate the teaching in this college? ಇಲ್ಲಿನ ಬೋಧನೆಯ ಬಗ್ಗೆ ಎಷ್ಟು ಅಂಕಗಳನ್ನು ಕೊಡಲಿಚ್ಛಿಸುತ್ತೀರಿ?(1 ಅಂದರೆ ಅತೀಕನಿಷ್ಠ ಮತ್ತು 10 ಅಂದರೆ ಅತ್ಯುತ್ತಮ)	:	10
12.	How do you rate Your ward's learning experience? (ತಮ್ಮ ಮನೆಯ ವಿದ್ಯಾರ್ಥಿಯ ಕಲಿಕಾ ಅನುಭವವನ್ನು 1 ರಿಂದ ಹತ್ತರ ತ್ರೇಣಿಯಲ್ಲಿ ಮೌಲ್ಯಾಂಕನ ಮಾಡಿ)	:	10

13.	Have you ever felt that your ward is receiving value education in the college? (ತಮ್ಮ ಮಗ/ಮಗಳು ಇಲ್ಲಿ ವ್ಯಕ್ತಿತ್ವ ರೂಪಣೆಗೆ ಪೂರಕವಾದ ಮೌಲಿಕ ಶಿಕ್ಷಣವನ್ನು ಪಡೆಯುತ್ತಿದ್ದಾರೆಂದು ತಮಗೆ ಅನಿಸಿದೆಯೇ?)	:	Yes/No ಹೌದು/ಇಲ್ಲ
14.	How do you know that your ward's performance and progress is monitored? (ತಮ್ಮ ಮನೆಯ ವಿದ್ಯಾರ್ಥಿಯ ಶೈಕ್ಷಣಿಕ ನಿರ್ವಹಣೆ ಮತ್ತು ಪ್ರಗತಿಯನ್ನು ಮೇಲ್ವಿಚಾರಿಸಲಾಗುತ್ತಿದೆ ಎಂದು ಹೇಗೆ ತಿಳಿದುಕೊಂಡಿರುವಿರಿ?) 1. ಸಂಚಿತ ಪ್ರಗತಿಪತ್ರದಮೂಲಕ (through Cumulative Record) 2. ಅಧ್ಯಾಪಕರ ಭೇಟಿಯ ಮೂಲಕ (Consulting his teachers) 3. ಪ್ರಾಂಶುಪಾಲರ ದೂರವಾಣಿ ಕರೆಯಿಂದ (Principal's telephone call) 4. ವಿದ್ಯಾರ್ಥಿಯ ಹೇಳಿಕೆಯಿಂದ(Student's statement) 5. ಇತರೇ (Any other):		
15.	Are you satisfied with the facilities available in the college? (ಕಾಲೇಜಿನಲ್ಲಿ ದೊರಕುತ್ತಿರುವ ಸೌಲಭ್ಯಗಳ ಬಗ್ಗೆ ಸಂತೃಪ್ತಿಯಿದೆಯೇ)	:	ಹೌದು/ಇಲ್ಲ Yes/No
16.	Is your ward making use of the Library? (ಕಾಲೇಜಿನ ಗ್ರಂಥಾಲಯದ ಪುಸ್ತಕಗಳನ್ನು ತಮ್ಮ ಮನೆಯ ವಿದ್ಯಾರ್ಥಿ ಬಳಸಿಕೊಳ್ಳುತ್ತಿದ್ದಾರೆಯೇ)	:	ಹೌದು/ಇಲ್ಲ Yes/No
17.	How do you rate the infrastructure and facilities of the College? (ಕಾಲೇಜಿನ ಮೂಲ ಸೌಕರ್ಯ ಮತ್ತು ಸೌಲಭ್ಯಗಳ ಬಗ್ಗೆಗೆ 1 ರಿಂದ 10ರ ಶ್ರೇಣಿಯಲ್ಲಿ ಮೌಲ್ಯಾಂಕನ ಮಾಡಿ)	:	10
18.	Rate the overall environment of the college in 10 point scale mentioned above (ಕಾಲೇಜಿನ ಒಟ್ಟು ಪರಿಸರದ ಬಗ್ಗೆಗೆ 1 ರಿಂದ 10ರ ಶ್ರೇಣಿಯಲ್ಲಿ ಮೌಲ್ಯಾಂಕನ ಮಾಡಿ)	:	10
19.	Would you like to recommend this college for aspirants? (ಇತರರಿಗೂ ಈ ಕಾಲೇಜಿನಲ್ಲಿ ಅಧ್ಯಯನ ಮಾಡುವಂತೆ ಶಿಫಾರಸು ಮಾಡಬಯಸುತ್ತೀರಾ)	:	ಹೌದು/ಇಲ್ಲ Yes/No
20.	Please identify any 4 strengths of the college (ಕಾಲೇಜಿನ ನಾಲ್ಕು ಪ್ರಮುಖ ಧನಾತ್ಮಕ ಅಂಶಗಳನ್ನು ಗುರುತಿಸಬಹುದೇ?): 1. INFRASTRUCTURE 2. LIBRARY 3. DISCIPLINE 4. reputation		
21.	Please mention areas where the college needs to improve (ಕಾಲೇಜಿನಲ್ಲಿ ಆಗಬೇಕಾದ ಧನಾತ್ಮಕ ಕೆಲವು ಬದಲಾವಣೆಗಳನ್ನು ಸೂಚಿಸಬಹುದೇ?): BUS FACILITY		
22.	How would you wish us to strengthen our relationship with you and secure your support in the progress of the college? (ಕಾಲೇಜಿನೊಂದಿಗಿನ ತಮ್ಮ ಬಾಂಧವ್ಯವನ್ನು ನಾವು ಹೇಗೆ ಬಲಪಡಿಸಬಹುದು ಮತ್ತು ಕಾಲೇಜಿನ ಉನ್ನತಿಗೆ ತಮ್ಮ ಸಹಕಾರವನ್ನು ನಾವು ಹೇಗೆ ಪಡೆಯಬಹುದೆಂದು ಸೂಚಿಸುವಿರಾ?) BY VISITING THE COLLEGE AND INTERACT WITH STAFF		


Principal

Sri Bhuvanendra College


Signature



INTERNAL QUALITY ASSURANCE CELL
SRI BHUVANENDRA COLLEGE KARKALA- 574104
PARENTS' FEED BACK ON THE COLLEGE

2018-19

1. Please rate the College on the following attributes using the 10 point scale shown:
 (ದಯವಿಟ್ಟು 1 ರಿಂದ ಹತ್ತರವರೆಗಿನ ಅಂಕಗಳಲ್ಲಿ ನಿಮ್ಮ ಮೌಲ್ಯಾಂಕನವನ್ನು ಸೂಚಿಸಿ)

1	2	3	4	5	6	7	8	9	10
Very Poor /Not at all useful ಅತಿ ಕನಿಷ್ಠ/ ತೀರಾ ಅನುಪಯುಕ್ತ					Very Good/very useful ಅತ್ಯುತ್ತಮ/ ಅತಿ ಉಪಯುಕ್ತ				

2. Tick ☒ for your option wherever it is given
 (ಅಯ್ಯಗಳಲ್ಲಿ ನಿಮ್ಮ ಆಯ್ಕೆಗೆ ಸರಿ ಇರುವುದು ಹಾಕಿರಿ)

1.	Name and Address (ಹೆಸರು ಮತ್ತು ವಿಳಾಸ)	Sri Subraya Nayak Nayak Nivas, Ayyappa Nagar, Karkundoor, Karkala
2.	MOTHER (ತಾಯಿ) /FATHER (ತಂದೆ)	Smt. Sujatha Nayak
3.	Present occupation (ಪ್ರಸ್ತುತ ವೃತ್ತಿ/ಉದ್ಯೋಗ):	daily wages
4.	Name of the son/daughter /ward/ :	Shruthi Nayak
5.	Period of Study in College (ಕಾಲೇಜಿನಲ್ಲಿ ಅಧ್ಯಯನ ಮಾಡಿದ ಅವಧಿ):	2018 - 2021
6.	Course of Study : B.A. (HEP/P.E.J) B.Sc (PCM/BZL/PMCS) B.Com B.B.M B.C.A	B.Sc (PCM/BZL/PMCS)
7.	Prominent reason for choosing this college for your ward's education? ತಮ್ಮ ಮಗ/ಮಗಳು/ಸಂಬಂಧಿಯನ್ನು ಈ ಕಾಲೇಜಿಗೆ ಸೇರಿಸುವುದರ ಮುಖ್ಯ ಕಾರಣ: 1. ಮನೆಗೆ ಹತ್ತಿರ (proximity of the college) 2. ಕಾಲೇಜಿನ ಬಗ್ಗೆಿನ ಕೀರ್ತಿ (Reputation of the College) 3. ತಾವು ಇಲ್ಲಿಯ ಹಳೆ ವಿದ್ಯಾರ್ಥಿ (Being Old student of the college) 4. ಹಿತೈಷಿಗಳ ಸೂಚನೆ (Suggestion of the well wishers) 5. ಮಗ/ಮಗಳ ಸ್ನೇಹಿತರ ಒತ್ತಾಯ (Peer group pressure of your ward) 6. ಪತ್ರಿಕೆಯ ಜಾಹೀರಾತು/ಪ್ರಕಟಣೆ (Advertisement/notification in the newspaper)	2, 3, 4, 5, 6
8.	Did you get the cordial treatment and complete information when you came for applying to the course? (ಈ ಕಾಲೇಜಿನಲ್ಲಿ ಅವಕಾಶ ಬಯಸಿ ಬಂದಾಗ ತಪ್ಪೊಂದಿಗೆ ಅದರ ಪೂರ್ವಕವಾಗಿ ನಡೆದುಕೊಳ್ಳಲಾಯಿತೆ ಮತ್ತು ಸಂಪೂರ್ಣ ಮಾಹಿತಿ ನೀಡಲಾಯಿತೆ? Yes/ ಹೌದು / No ಇಲ್ಲ	Yes/ ಹೌದು
9.	How do you rate the cordiality during your first visit to the college? 1 ಅಂದರೆ ಅತೀಕನಿಷ್ಠ ಮತ್ತು 10 ಅಂದರೆ ಅತ್ಯುತ್ತಮ ಎನ್ನುವ ಮಾನದಂಡದಲ್ಲಿ ಮೊದಲ ಬಾರಿಗೆ ಕಾಲೇಜಿಗೆ ಬಂದಾಗ ತಮಗೆ ದೊರಕಿದ ಸಹಕಾರಕ್ಕೆ ತಾವೆಷ್ಟು ಅಂಕ ಕೊಡಲಿಚ್ಛಿಸುತ್ತೀರಿ:	9
10.	Did you get the opinion regarding the teaching at the college from your ward? (ತಮ್ಮ ಮನೆಯ ವಿದ್ಯಾರ್ಥಿಯಿಂದ ಇಲ್ಲಿನ ಬೋಧನಾ ಚಟುವಟಿಕೆಗಳ ಬಗ್ಗೆ ಮಾಹಿತಿ ಪಡೆದುಕೊಂಡಿದ್ದೀರಾ ?	ಹೌದು/ಇಲ್ಲ Yes/No
11.	How do you rate the teaching in this college? ಇಲ್ಲಿನ ಬೋಧನೆಯ ಬಗ್ಗೆ ಎಷ್ಟು ಅಂಕಗಳನ್ನು ಕೊಡಲಿಚ್ಛಿಸುತ್ತೀರಿ? (1 ಅಂದರೆ ಅತೀನಿಕ್ರಮ ಮತ್ತು 10 ಅಂದರೆ ಅತ್ಯುತ್ತಮ)	10
12.	How do you rate Your ward's learning experience? (ತಮ್ಮ ಮನೆಯ ವಿದ್ಯಾರ್ಥಿಯ ಕಲಿಕಾ ಅನುಭವವನ್ನು 1 ರಿಂದ ಹತ್ತರ ತ್ರೇಣಿಯಲ್ಲಿ ಮೌಲ್ಯಾಂಕನ ಮಾಡಿ)	9

13.	Have you ever felt that your ward is receiving value education in the college? (ತಮ್ಮ ಮಗ/ಮಗಳು ಇಲ್ಲಿ ವ್ಯಕ್ತಿತ್ವ ರೂಪಣೆಗೆ ಪೂರಕವಾದ ಮೌಲಿಕ ಶಿಕ್ಷಣವನ್ನು ಪಡೆಯುತ್ತಿದ್ದಾರೆಂದು ತಮಗೆ ಅನಿಸಿದೆಯೇ?)	: Yes/No ಹೌದು/ಇಲ್ಲ
14.	How do you know that your ward's performance and progress is monitored? (ತಮ್ಮ ಮನೆಯ ವಿದ್ಯಾರ್ಥಿಯ ಶೈಕ್ಷಣಿಕ ನಿರ್ವಹಣೆ ಮತ್ತು ಪ್ರಗತಿಯನ್ನು ಮೇಲ್ವಿಚಾರಿಸಲಾಗುತ್ತಿದೆ ಎಂದು ಹೇಗೆ ತಿಳಿದುಕೊಂಡಿರುವಿರಿ? 1. ಸಂಚಿತ ಪ್ರಗತಿಪತ್ರದಮೂಲಕ (through Cumulative Record) 2. ಅಧ್ಯಾಪಕರ ಭೇಟಿಯ ಮೂಲಕ (Consulting his teachers) 3. ಪ್ರಾಂಶುಪಾಲರ ದೂರವಾಣಿ ಕರೆಯಿಂದ (Principal's telephone call) 4. ವಿದ್ಯಾರ್ಥಿಯ ಹೇಳಿಕೆಯಿಂದ(Student's statement) 5. ಇತರೇ (Any other):	
15.	Are you satisfied with the facilities available in the college? (ಕಾಲೇಜಿನಲ್ಲಿ ದೊರಕುತ್ತಿರುವ ಸೌಲಭ್ಯಗಳ ಬಗ್ಗೆ ಸಂತೃಪ್ತಿಯಿದೆಯೇ)	: ಹೌದು/ಇಲ್ಲ Yes/No
16.	Is your ward making use of the Library? (ಕಾಲೇಜಿನ ಗ್ರಂಥಾಲಯದ ಪುಸ್ತಕಗಳನ್ನು ತಮ್ಮ ಮನೆಯ ವಿದ್ಯಾರ್ಥಿ ಬಳಸಿಕೊಳ್ಳುತ್ತಿದ್ದಾರೆಯೇ)	: ಹೌದು/ಇಲ್ಲ Yes/No
17.	How do you rate the infrastructure and facilities of the College? (ಕಾಲೇಜಿನ ಮೂಲ ಸೌಕರ್ಯ ಮತ್ತು ಸೌಲಭ್ಯಗಳ ಬಗ್ಗೆ 1 ರಿಂದ 10ರ ಶ್ರೇಣಿಯಲ್ಲಿ ಮೌಲ್ಯಾಂಕನ ಮಾಡಿ)	: 10
18.	Rate the overall environment of the college in 10 point scale mentioned above (ಕಾಲೇಜಿನ ಒಟ್ಟು ಪರಿಸರದ ಬಗ್ಗೆ 1 ರಿಂದ 10ರ ಶ್ರೇಣಿಯಲ್ಲಿ ಮೌಲ್ಯಾಂಕನ ಮಾಡಿ)	: 10
19.	Would you like to recommend this college for aspirants? (ಇತರರಿಗೂ ಈ ಕಾಲೇಜಿನಲ್ಲಿ ಅಧ್ಯಯನ ಮಾಡುವಂತೆ ಶಿಫಾರಸು ಮಾಡಬಯಸುತ್ತೀರಾ)	: ಹೌದು/ಇಲ್ಲ Yes/No
20.	Please identify any 4 strengths of the college (ಕಾಲೇಜಿನ ನಾಲ್ಕು ಪ್ರಮುಖ ಧನಾತ್ಮಕ ಅಂಶಗಳನ್ನು ಗುರುತಿಸಬಹುದೇ?): 1. Discipline 2. Library 3. Good environment 4. Dedicated Teachers.	
21.	Please mention areas where the college needs to improve (ಕಾಲೇಜಿನಲ್ಲಿ ಆಗಬೇಕಾದ ಧನಾತ್ಮಕ ಕೆಲವು ಬದಲಾವಣೆಗಳನ್ನು ಸೂಚಿಸಬಹುದೇ?): Transport facility	
22.	How would you wish us to strengthen our relationship with you and secure your support in the progress of the college? (ಕಾಲೇಜಿನೊಂದಿಗಿನ ತಮ್ಮ ಬಾಂಧವ್ಯವನ್ನು ನಾವು ಹೇಗೆ ಬಲಪಡಿಸಬಹುದು ಮತ್ತು ಕಾಲೇಜಿನ ಉನ್ನತಿಗೆ ತಮ್ಮ ಸಹಕಾರವನ್ನು ನಾವು ಹೇಗೆ ಪಡೆಯಬಹುದೆಂದು ಸೂಚಿಸುವಿರಾ?) participating in all college programs and interacting with staff	

Principal
Principal

Sri Bhuvanendra College

Subraya Nayan
Signature



INTERNAL QUALITY ASSURANCE CELL
SRI BHUVANENDRA COLLEGE KARKALA- 574104
PARENTS' FEED BACK ON THE COLLEGE

2019-20

1. Please rate the College on the following attributes using the 10 point scale shown:
 (ದಯವಿಟ್ಟು 1 ರಿಂದ ಹತ್ತರವರೆಗಿನ ಅಂಕಗಳಲ್ಲಿ ನಿಮ್ಮ ಮೌಲ್ಯಾಂಕನವನ್ನು ಸೂಚಿಸಿ)

←	1	2	3	4	5	6	7	8	9	10	→
Very Poor /Not at all useful ಅತೀ ಕನಿಷ್ಠ/ ತೀರಾ ಅನುಪಯುಕ್ತ											Very Good/very useful ಅತ್ಯುತ್ತಮ/ ಅತೀ ಉಪಯುಕ್ತ

2. Tick ☒ for your option wherever it is given
 (ಅಯ್ಯಗಳಿದ್ದಲ್ಲಿ ನಿಮ್ಮ ಆಯ್ಕೆಗೆ ಸರಿ ಇರುವುದು ತಾಕರಿ)

1.	Name and Address (ಹೆಸರು ಮತ್ತು ವಿಳಾಸ)	Meera Ramatrishna near Bus stand karkala	
2.	MOTHER (ತಾಯಿ) /FATHER (ತಂದೆ)	- Meera	
3.	Present occupation (ಪ್ರಸ್ತುತ ವೃತ್ತಿ/ಉದ್ಯೋಗ):	Office staff	
4.	Name of the son/daughter /ward/ :	Sameeksha	
5.	Period of Study in College (ಕಾಲೇಜಿನಲ್ಲಿ ಅಧ್ಯಯನ ಮಾಡಿದ ಅವಧಿ):	2019-2022	
6.	Course of Study : B.A. (HEP/P.E.J) B.Sc (PCM/BZC/PMCS) B.Com B.B.M B.C.A		
7.	Prominent reason for choosing this college for your ward's education? ತಮ್ಮ ಮಗ/ಮಗಳು/ಸಂಬಂಧಿಯನ್ನು ಈ ಕಾಲೇಜಿಗೆ ಸೇರಿಸುವುದರ ಮುಖ್ಯ ಕಾರಣ: 1. ಮನೆಗೆ ಹತ್ತಿರ (proximity of the college) 2. ಕಾಲೇಜಿನ ಬಗೆಗಿನ ಹೆಸರು (Reputation of the College) 3. ತಾವು ಇಲ್ಲಿಯ ಹಳೆ ವಿದ್ಯಾರ್ಥಿ (Being Old student of the college) 4. ಹಿತೈಷಿಗಳ ಸೂಚನೆ (Suggestion of the well wishers) 5. ಮಗ/ಮಗಳ ಸ್ನೇಹಿತರ ಒತ್ತಾಯ (Peer group pressure of your ward) 6. ಪತ್ರಿಕೆಯ ಜಾಹೀರಾತು/ಘೋಷಣೆ (Advertisement/notice in the newspaper)		
8.	Did you get the cordial treatment and complete information when you came for applying to the course? (ಈ ಕಾಲೇಜಿನಲ್ಲಿ ಅವಕಾಶ ಬಯಸಿ ಬಂದಾಗ ತಪ್ಪೊಂದಿಗೆ ಆದರ ಪೂರ್ವಕವಾಗಿ ನಡೆದುಕೊಳ್ಳಲಾಯಿತು ಮತ್ತು ಸಂಪೂರ್ಣ ಮಾಹಿತಿ ನೀಡಲಾಯಿತು? Yes/ ಹೌದು / No ಇಲ್ಲ	Yes/ ಹೌದು / No ಇಲ್ಲ	
9.	How do you rate the cordiality during your first visit to the college? 1 ಅಂದರೆ ಅತೀಕನಿಷ್ಠ ಮತ್ತು 10 ಎಂದರೆ ಅತ್ಯುತ್ತಮ ಎನ್ನುವ ಮಾನದಂಡದಲ್ಲಿ ಮೊದಲ ಬಾರಿಗೆ ಕಾಲೇಜಿಗೆ ಬಂದಾಗ ತಮಗೆ ದೊರಕಿದ ಸಹಕಾರಕ್ಕೆ ತಾವೆಷ್ಟು ಅಂಕ ಕೊಡಲಿಚ್ಛಿಸುತ್ತೀರಿ:	:	10
10.	Did you get the opinion regarding the teaching at the college from your ward? (ತಮ್ಮ ಮನೆಯ ವಿದ್ಯಾರ್ಥಿಯಿಂದ ಇಲ್ಲಿನ ಬೋಧನಾ ಚಟುವಟಿಕೆಗಳ ಬಗ್ಗೆ ಮಾಹಿತಿ ಪಡೆದುಕೊಂಡಿದ್ದೀರಾ ?	:	ಹೌದು/ಇಲ್ಲ Yes/No
11.	How do you rate the teaching in this college? ಇಲ್ಲಿನ ಬೋಧನೆಯ ಬಗ್ಗೆ ಎಷ್ಟು ಅಂಕಗಳನ್ನು ಕೊಡಲಿಚ್ಛಿಸುತ್ತೀರಿ?(1 ಅಂದರೆ ಅತೀಕನಿಷ್ಠ ಮತ್ತು 10 ಎಂದರೆ ಅತ್ಯುತ್ತಮ)	:	10
12.	How do you rate Your ward's learning experience? (ತಮ್ಮ ಮನೆಯ ವಿದ್ಯಾರ್ಥಿಯ ಕಲಿಕಾ ಅನುಭವವನ್ನು 1 ರಿಂದ ಹತ್ತರ ಶ್ರೇಣಿಯಲ್ಲಿ ಮೌಲ್ಯಾಂಕನ ಮಾಡಿ)	:	10

13.	Have you ever felt that your ward is receiving value education in the college? (ತಮ್ಮ ಮಗ/ಮಗಳು ಇಲ್ಲಿ ವ್ಯಕ್ತಿತ್ವ ರೂಪಣೆಗೆ ಪೂರಕವಾದ ಮೌಲಿಕ ಶಿಕ್ಷಣವನ್ನು ಪಡೆಯುತ್ತಿದ್ದಾರೆಂದು ತಮಗೆ ಅನಿಸಿದೆಯೇ?)	:	Yes/No ಹೌದು/ಇಲ್ಲ
14.	How do you know that your ward's performance and progress is monitored? (ತಮ್ಮ ಮನೆಯ ವಿದ್ಯಾರ್ಥಿಯ ಶೈಕ್ಷಣಿಕ ನಿರ್ವಹಣೆ ಮತ್ತು ಪ್ರಗತಿಯನ್ನು ಮೇಲ್ವಿಚಾರಿಸಲಾಗುತ್ತಿದೆ ಎಂದು ಹೇಗೆ ತಿಳಿದುಕೊಂಡಿರುವಿರಿ?) 1. ಸಂಚಿತ ಪ್ರಗತಿಪತ್ರದಮೂಲಕ (through Cumulative Record) 2. ಅಧ್ಯಾಪಕರ ಭೇಟಿಯ ಮೂಲಕ (Consulting his teachers) 3. ಪ್ರಾಂಶುಪಾಲರ ದೂರವಾಣಿ ಕರೆಯಿಂದ (Principal's telephone call) 4. ವಿದ್ಯಾರ್ಥಿಯ ಹೇಳಿಕೆಯಿಂದ(Student's statement) 5. ಇತರೇ (Any other):		
15.	Are you satisfied with the facilities available in the college? (ಕಾಲೇಜಿನಲ್ಲಿ ದೊರಕುತ್ತಿರುವ ಸೌಲಭ್ಯಗಳ ಬಗ್ಗೆ ಸಂತೃಪ್ತಿಯಿದೆಯೇ)	:	ಹೌದು/ಇಲ್ಲ Yes/No
16.	Is your ward making use of the Library? (ಕಾಲೇಜಿನ ಗ್ರಂಥಾಲಯದ ಪುಸ್ತಕಗಳನ್ನು ತಮ್ಮ ಮನೆಯ ವಿದ್ಯಾರ್ಥಿ ಬಳಸಿಕೊಳ್ಳುತ್ತಿದ್ದಾರೆಯೇ)	:	ಹೌದು/ಇಲ್ಲ Yes/No
17.	How do you rate the infrastructure and facilities of the College? (ಕಾಲೇಜಿನ ಮೂಲ ಸೌಕರ್ಯ ಮತ್ತು ಸೌಲಭ್ಯಗಳ ಬಗ್ಗೆ 1 ರಿಂದ 10ರ ಶ್ರೇಣಿಯಲ್ಲಿ ಮೌಲ್ಯಾಂಕನ ಮಾಡಿ)	:	10
18.	Rate the overall environment of the college in 10 point scale mentioned above (ಕಾಲೇಜಿನ ಒಟ್ಟು ಪರಿಸರದ ಬಗ್ಗೆ 1 ರಿಂದ 10ರ ಶ್ರೇಣಿಯಲ್ಲಿ ಮೌಲ್ಯಾಂಕನ ಮಾಡಿ)	:	10
19.	Would you like to recommend this college for aspirants? (ಇತರರಿಗೂ ಈ ಕಾಲೇಜಿನಲ್ಲಿ ಅಧ್ಯಯನ ಮಾಡುವಂತೆ ಶಿಫಾರಸು ಮಾಡಬಯಸುತ್ತೀರಾ)	:	ಹೌದು/ಇಲ್ಲ Yes/No
20.	Please identify any 4 strengths of the college (ಕಾಲೇಜಿನ ನಾಲ್ಕು ಪ್ರಮುಖ ಧನಾತ್ಮಕ ಅಂಶಗಳನ್ನು ಗುರುತಿಸಬಹುದೇ?): 1. Discipline 2. Environment 3. Co-curricular activities 4. Experienced teaching faculties		
21.	Please mention areas where the college needs to improve (ಕಾಲೇಜಿನಲ್ಲಿ ಆಗಬೇಕಾದ ಧನಾತ್ಮಕ ಕೆಲವು ಬದಲಾವಣೆಗಳನ್ನು ಸೂಚಿಸಬಹುದೇ?): Campus Selection		
22.	How would you wish us to strengthen our relationship with you and secure your support in the progress of the college? (ಕಾಲೇಜಿನೊಂದಿಗಿನ ತಮ್ಮ ಬಾಂಧವ್ಯವನ್ನು ನಾವು ಹೇಗೆ ಬಲಪಡಿಸಬಹುದು ಮತ್ತು ಕಾಲೇಜಿನ ಉನ್ನತಿಗೆ ತಮ್ಮ ಸಹಕಾರವನ್ನು ನಾವು ಹೇಗೆ ಪಡೆಯಬಹುದೆಂದು ಸೂಚಿಸುವಿರಾ?) By conducting parent, teachers interaction		



INTERNAL QUALITY ASSURANCE CELL
SRI BHUVANENDRA COLLEGE KARKALA- 574104
PARENTS' FEED BACK ON THE COLLEGE

2020-21

1. Please rate the College on the following attributes using the 10 point scale shown:
 (ದಯವಿಟ್ಟು 1 ರಿಂದ ಹತ್ತರವರೆಗಿನ ಅಂಕಗಳಲ್ಲಿ ನಿಮ್ಮ ಮೌಲ್ಯಾಂಕನವನ್ನು ಸೂಚಿಸಿ)

→	1	2	3	4	5	6	7	8	9	10	←
Very Poor /Not at all useful ಅತೀ ಕನಿಷ್ಠ/ ತೀರಾ ಅನುಪಯುಕ್ತ											Very Good/very useful ಅತ್ಯುತ್ತಮ/ ಅತೀ ಉಪಯುಕ್ತ

2. Tick ☒ for your option wherever it is given
 (ಅಯ್ಯಗಳಿದ್ದಲ್ಲಿ ನಿಮ್ಮ ಆಯ್ಕೆಗೆ ಸರಿ ಇರುವುದು ಸೂಚಿಸಿ)

1.	Name and Address (ಹೆಸರು ಮತ್ತು ವಿಳಾಸ)	Rathavarma Jain	
2.	MOTHER (ತಾಯಿ) /FATHER (ತಂದೆ)	JAYASHREE	
3.	Present occupation (ಪ್ರಸ್ತುತ ವೃತ್ತಿ/ಉದ್ಯೋಗ):	FARMER	
4.	Name of the son/daughter/ward/ :	PREKSHA JAIN	
5.	Period of Study in College (ಕಾಲೇಜಿನಲ್ಲಿ ಅಧ್ಯಯನ ಮಾಡಿದ ಅವಧಿ):	3 YEARS	
6.	Course of Study : B.A. (HEP/P.E.J) B.Sc (RCM/BZC/PMCS) B.Com B.B.M B.C.A	<input checked="" type="checkbox"/> B.Sc (RCM/BZC/PMCS)	
7.	Prominent reason for choosing this college for your ward's education? ತಮ್ಮ ಮಗ/ಮಗಳು/ಸಂಬಂಧಿಯನ್ನು ಈ ಕಾಲೇಜಿಗೆ ಸೇರಿಸುವುದರ ಮುಖ್ಯ ಕಾರಣ: 1. ಮನೆಗೆ ಹತ್ತಿರ (proximity of the college) <input checked="" type="checkbox"/> 2. ಕಾಲೇಜಿನ ಬಗೆಗಿನ ಹೆಸರು (Reputation of the College) 3. ತಾವು ಇಲ್ಲಿಯ ಹಳೆ ವಿದ್ಯಾರ್ಥಿ (Being Old student of the college) 4. ಹಿತೈಷಿಗಳ ಸೂಚನೆ (Suggestion of the well wishers) 5. ಮಗ/ಮಗಳ ಸ್ನೇಹಿತರ ಒತ್ತಾಯ (Peer group pressure of your ward) 6. ಪತ್ರಿಕೆಯ ಜಾಹೀರಾತು/ಪ್ರಕಟಣೆ (Advertisement/notification in the newspaper)		
8.	Did you get the cordial treatment and complete information when you came for applying to the course? (ಈ ಕಾಲೇಜಿನಲ್ಲಿ ಅವಕಾಶ ಬಯಸಿ ಬಂದಾಗ ತಪ್ಪೊಂದಿಗೆ ಅದರ ಪೂರ್ವಸೂಚನೆ ನೀಡಿದುದಕ್ಕಿಂತ ಮತ್ತು ಸಂಪೂರ್ಣ ಮಾಹಿತಿ ನೀಡಿದಾಯಿತು?) <input checked="" type="checkbox"/> ಹೌದು / No ಇಲ್ಲ		
9.	How do you rate the cordiality during your first visit to the college? 1 ಅಂದರೆ ಅತೀಕನಿಷ್ಠ ಮತ್ತು 10 ಎಂದರೆ ಅತ್ಯುತ್ತಮ ಎನ್ನುವ ಮಾನದಂಡದಲ್ಲಿ ಮೊದಲ ಬಾರಿಗೆ ಕಾಲೇಜಿಗೆ ಬಂದಾಗ ತಮಗೆ ದೊರೆತ ಸಹಕಾರಕ್ಕೆ ತಾವೆಷ್ಟು ಅಂಕ ಕೊಡಲಿಚ್ಛಿಸುತ್ತೀರಿ:	:	10
10.	Did you get the opinion regarding the teaching at the college from your ward? (ತಮ್ಮ ಮನೆಯ ವಿದ್ಯಾರ್ಥಿಯಿಂದ ಇಲ್ಲಿನ ಬೋಧನಾ ಚಟುವಟಿಕೆಗಳ ಬಗ್ಗೆ ಮಾಹಿತಿ ಪಡೆದುಕೊಂಡಿದ್ದೀರಾ ?)	:	ಹೌದು/ಇಲ್ಲ <input checked="" type="checkbox"/> Yes/No
11.	How do you rate the teaching in this college? ಇಲ್ಲಿನ ಬೋಧನೆಯ ಬಗ್ಗೆ ಎಷ್ಟು ಅಂಕಗಳನ್ನು ಕೊಡಲಿಚ್ಛಿಸುತ್ತೀರಿ?(1 ಅಂದರೆ ಅತೀನಿಷ್ಠ ಮತ್ತು 10 ಎಂದರೆ ಅತ್ಯುತ್ತಮ)	:	10
12.	How do you rate Your ward's learning experience? (ತಮ್ಮ ಮನೆಯ ವಿದ್ಯಾರ್ಥಿಯ ಕಲಿಕಾ ಅನುಭವವನ್ನು 1 ರಿಂದ ಹತ್ತರ ತ್ರೇಣಿಯಲ್ಲಿ ಮೌಲ್ಯಾಂಕಿಸಿ ಮಾಡಿ)	:	10

13.	Have you ever felt that your ward is receiving value education in the college? (ತಮ್ಮ ಮಗ/ಮಗಳು ಇಲ್ಲಿ ವ್ಯಕ್ತಿತ್ವ ರೂಪಣೆಗೆ ಪೂರಕವಾದ ಮೌಲಿಕ ಶಿಕ್ಷಣವನ್ನು ಪಡೆಯುತ್ತಿದ್ದಾರೆಂದು ತಮಗೆ ಅನಿಸಿದೆಯೇ?)	: Yes/No ಹೌದು/ಇಲ್ಲ
14.	How do you know that your ward's performance and progress is monitored? (ತಮ್ಮ ಮನೆಯ ವಿದ್ಯಾರ್ಥಿಯ ಶೈಕ್ಷಣಿಕ ನಿರ್ವಹಣೆ ಮತ್ತು ಪ್ರಗತಿಯನ್ನು ಮೇಲ್ವಿಚಾರಿಸಲಾಗುತ್ತಿದೆ ಎಂದು ಹೇಗೆ ತಿಳಿದುಕೊಂಡಿರುವಿರಿ?) 1. ಸಂಚಿತ ಪ್ರಗತಿಪತ್ರದಮೂಲಕ (through Cumulative Record) 2. ಅಧ್ಯಾಪಕರ ಭೇಟಿಯ ಮೂಲಕ (Consulting his teachers) 3. ಪ್ರಾಂಶುಪಾಲರ ದೂರವಾಣಿ ಕರೆಯಿಂದ (Principal's telephone call) 4. ವಿದ್ಯಾರ್ಥಿಯ ಹೇಳಿಕೆಯಿಂದ(Student's statement) 5. ಇತರೇ (Any other):	
15.	Are you satisfied with the facilities available in the college? (ಕಾಲೇಜಿನಲ್ಲಿ ದೊರಕುತ್ತಿರುವ ಸೌಲಭ್ಯಗಳ ಬಗ್ಗೆ ಸಂತೃಪ್ತಿಯಿದೆಯೇ)	: ಹೌದು/ಇಲ್ಲ Yes/No
16.	Is your ward making use of the Library? (ಕಾಲೇಜಿನ ಗ್ರಂಥಾಲಯದ ಪುಸ್ತಕಗಳನ್ನು ತಮ್ಮ ಮನೆಯ ವಿದ್ಯಾರ್ಥಿ ಬಳಸಿಕೊಳ್ಳುತ್ತಿದ್ದಾರೆಯೇ)	: ಹೌದು/ಇಲ್ಲ Yes/No
17.	How do you rate the infrastructure and facilities of the College? (ಕಾಲೇಜಿನ ಮೂಲ ಸೌಕರ್ಯ ಮತ್ತು ಸೌಲಭ್ಯಗಳ ಬಗ್ಗೆಗೆ 1 ರಿಂದ 10ರ ಶ್ರೇಣಿಯಲ್ಲಿ ಮೌಲ್ಯಾಂಕನ ಮಾಡಿ)	: 10
18.	Rate the overall environment of the college in 10 point scale mentioned above (ಕಾಲೇಜಿನ ಒಟ್ಟು ಪರಿಸರದ ಬಗ್ಗೆಗೆ 1 ರಿಂದ 10ರ ಶ್ರೇಣಿಯಲ್ಲಿ ಮೌಲ್ಯಾಂಕನ ಮಾಡಿ)	: 10
19.	Would you like to recommend this college for aspirants? (ಇತರರಿಗೂ ಈ ಕಾಲೇಜಿನಲ್ಲಿ ಅಧ್ಯಯನ ಮಾಡುವಂತೆ ಶಿಫಾರಸು ಮಾಡಬಯಸುತ್ತೀರಾ)	: ಹೌದು/ಇಲ್ಲ Yes/No
20.	Please identify any 4 strengths of the college (ಕಾಲೇಜಿನ ನಾಲ್ಕು ಪ್ರಮುಖ ಧನಾತ್ಮಕ ಅಂಶಗಳನ್ನು ಗುರುತಿಸಬಹುದೇ?): 1. Library 2. Good Lab 3. Good Teacher 4. Near to House	
21.	Please mention areas where the college needs to improve (ಕಾಲೇಜಿನಲ್ಲಿ ಆಗಬೇಕಾದ ಧನಾತ್ಮಕ ಕೆಲವು ಬದಲಾವಣೆಗಳನ್ನು ಸೂಚಿಸಬಹುದೇ?): computer section.	
22.	How would you wish us to strengthen our relationship with you and secure your support in the progress of the college? (ಕಾಲೇಜಿನೊಂದಿಗಿನ ತಮ್ಮ ಬಾಂಧವ್ಯವನ್ನು ನಾವು ಹೇಗೆ ಬಲಪಡಿಸಬಹುದು ಮತ್ತು ಕಾಲೇಜಿನ ಉನ್ನತಿಗೆ ತಮ್ಮ ಸಹಕಾರವನ್ನು ನಾವು ಹೇಗೆ ಪಡೆಯಬಹುದೆಂದು ಸೂಚಿಸುವಿರಾ?) 13y coming to college.	



INTERNAL QUALITY ASSURANCE CELL
SRI BHUVANENDRA COLLEGE KARKALA- 574104
Employer Feedback Form

2016-17

Dear Employer,

Many graduates of our College are already working in your organization. We are thankful to you for providing them employment with your prestigious Company/Organization. We shall very much appreciate and be grateful to you if you can spare some of your valuable time to fill up this feedback form. It will help us to improve the Institute further and give you better employees in future.

Tick ✓ the number that best describes your level of satisfaction at each question:

1 - far from satisfied, 2 - not satisfied, 3 - satisfied, 4 - happy, 5 - very happy

	How satisfied are you with the student/s work performance in each of these areas:	1	2	3	4	5
1.	General communication skills					✓
2.	Developing practical solutions to work place problems					✓
3.	Working as part of a team					✓
4.	Creative in response to workplace challenges					✓
5.	Their planning and organization skills					✓
6.	Self-motivated and taking on appropriate level of responsibility					✓
7.	Open to new ideas and learning new techniques					✓
8.	Using technology and workplace equipment					✓
9.	Ability to contribute to the goal of the organization					✓
10.	Technical knowledge/skill					✓
11.	Ability to manage/leadership qualities					✓
12.	Innovativeness, creativity					✓
13.	Relationship with seniors/peers/subordinates					✓
14.	Involvement in social activities					✓
15.	Ability to take up extra responsibility					✓
16.	Obligation to work beyond schedule if required					✓

17. On a scale of 1 to 10 how do you rate your overall satisfaction with Sri Bhuvanendra College students and the curriculum? (✓)

1 () 2 () 3 () 4 () 5 () 6 () 7 () 8 () 9 () 10 (✓)

18. If you were dissatisfied with any aspect, please comment further:

How could our programs be improved? What specific comments do you have regarding the curriculum?

19. Would you like to recruit more Sri Bhuvanendra College student? Yes ☒ No ☐

20. Would you refer us to other organization(s)? Yes ☒ No ☐

21. Any other comment(s):

Please feel free to speak in confidence with our Placement Officer/ staff about any aspects of the program or students performance.

If you would like staff to contact you to discuss any issues, please provide your contact number.
Phone:

Name: Raghavendra Saliu Position: Principal

Company/organization: Sri Bhuvanendra Residential School
KARKALA - 574 104

Date: 27/04/2017

Please email the completed form to principal@sribhuvanendra.org



INTERNAL QUALITY ASSURANCE CELL

SRI BHUVANENDRA COLLEGE KARKALA- 574104

Employer Feedback Form

2017-18

Dear Employer,

Many graduates of our College are already working in your organization. We are thankful to you for providing them employment with your prestigious Company/Organization. We shall very much appreciate and be grateful to you if you can spare some of your valuable time to fill up this feedback form. It will help us to improve the Institute further and give you better employees in future.

Tick ✓ the number that best describes your level of satisfaction at each question:

1 - far from satisfied, 2 - not satisfied, 3 - satisfied, 4 - happy, 5 - very happy

	How satisfied are you with the student/s work performance in each of these areas:	1	2	3	4	5
1.	General communication skills				✓	
2.	Developing practical solutions to work place problems					✓
3.	Working as part of a team				✓	
4.	Creative in response to workplace challenges				✓	
5.	Their planning and organization skills					✓
6.	Self-motivated and taking on appropriate level of responsibility					✓
7.	Open to new ideas and learning new techniques					✓
8.	Using technology and workplace equipment				✓	
9.	Ability to contribute to the goal of the organization				✓	
10.	Technical knowledge/skill				✓	
11.	Ability to manage/leadership qualities					✓
12.	Innovativeness, creativity				✓	
13.	Relationship with seniors/peers/subordinates					✓
14.	Involvement in social activities					✓
15.	Ability to take up extra responsibility					✓
16.	Obligation to work beyond schedule if required				✓	

17. On a scale of 1 to 10 how do you rate your overall satisfaction with Sri Bhuvanendra College students and the curriculum? (✓)

1 () 2 () 3 () 4 () 5 () 6 () 7 () 8 () 9 (✓) 10 ()

18. If you were dissatisfied with any aspect, please comment further:

10

ment(5);

Position: HEADMASTER

S.V.T. PU. COLLEGE KARKALA

5. 4. 2018

principal@sribhuvanendra.org

[illegible]

Handwritten:
A.O. Wilson
(signature)
number - 574 106

Sri Bhuvanendra College
KARKALA - 574 104



INTERNAL QUALITY ASSURANCE CELL

SRI BHUVANENDRA COLLEGE KARKALA- 574104

Employer Feed-back 2018-19

Tick ☒ the number that best describes your level of satisfaction at each question:

1 - far from satisfied, 2 - not satisfied, 3 - satisfied, 4 - happy, 5 - very happy

1. How satisfied are you with the student/s work performance in each of these areas

1 - far from satisfied,

2 - not satisfied,

3 - satisfied,

4 - happy,

5 - very happy ☒

2 . General communication skills

1 - far from satisfied, ☒

2 - not satisfied,

3 - satisfied,

4 - happy,

5 - very happy

3.Developing practical solutions to work place problems

1 - far from satisfied,

2 - not satisfied,

3 - satisfied,

4 - happy, ☒

5 - very happy

4.Working as part of a team

1 - far from satisfied,

2 - not satisfied,

3 - satisfied,

4 - happy,

5 - very happy ☒

5.Creative in response to workplace challenges

1 - far from satisfied,

2 - not satisfied,

- 3 - satisfied,
- 4 - happy,
- 5 - very happy

6. Their planning and organization skills

- 1 - far from satisfied,
- 2 - not satisfied,
- 3 - satisfied, ✓
- 4 - happy,
- 5 - very happy

7. Self-motivated and taking on appropriate level of responsibility

- 1 - far from satisfied,
- 2 - not satisfied,
- 3 - satisfied, ✓
- 4 - happy,
- 5 - very happy

8. Open to new ideas and learning new techniques

- 1 - far from satisfied,
- 2 - not satisfied,
- 3 - satisfied,
- 4 - happy, ✓
- 5 - very happy

9. Using technology and workplace equipment

- 1 - far from satisfied,
- 2 - not satisfied,
- 3 - satisfied,
- 4 - happy, ✓
- 5 - very happy

10. Ability to contribute to the goal of the organization

- 1 - far from satisfied,
- 2 - not satisfied,
- 3 - satisfied,
- 4 - happy,
- 5 - very happy ✓

11. Technical knowledge/skill

- 1 - far from satisfied,
- 2 - not satisfied,

- 3 - satisfied,
- 4 - happy,
- 5 - very happy ✓

12. Ability to manage/leadership qualities

- 1 - far from satisfied,
- 2 - not satisfied,
- 3 - satisfied, -
- 4 - happy, ✓
- 5 - very happy

13. Innovativeness, creativity

- 1 - far from satisfied,
- 2 - not satisfied,
- 3 - satisfied,
- 4 - happy, ✓
- 5 - very happy

14. Relationship with seniors/peers/subordinates

- 1 - far from satisfied,
- 2 - not satisfied,
- 3 - satisfied, ✓
- 4 - happy,
- 5 - very happy

15. Involvement in social activities

- 1 - far from satisfied,
- 2 - not satisfied,
- 3 - satisfied, ✓
- 4 - happy,
- 5 - very happy

16. Ability to take up extra responsibility

- 1 - far from satisfied,
- 2 - not satisfied,
- 3 - satisfied,
- 4 - happy, ✓
- 5 - very happy

17. Obligation to work beyond schedule if required

- 1 - far from satisfied,
- 2 - not satisfied,

3 - satisfied,

4 - happy,

5 - very happy ✓

18. On a scale of 1 to 10 how do you rate your overall satisfaction with Sri Bhuvanendra College students and the curriculum? (✓)

1 ()

2 ()

3 ()

4 ()

5 ()

6 ()

7 ()

8 ()

9 (✓)

10 ()

19. If you were dissatisfied with any aspect, please comment further:

How could our programs be improved? What specific comments do you have regarding the curriculum?

Not dissatisfied

20. Would you like to recruit more Sri Bhuvanendra College students?

Yes ✓

No .

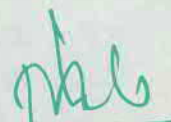
21. Would you refer us to other organization(s)?

Yes ✓

No .

22. Any other comment(s):

No Comments


Principal

Sri Bhuvanendra College
KARKALA - 574 104



INTERNAL QUALITY ASSURANCE CELL

SRI BHUVANENDRA COLLEGE KARKALA- 574104

Employer Feed-back 2019-20

Tick ✓ the number that best describes your level of satisfaction at each question:

1 - far from satisfied, 2 - not satisfied, 3 - satisfied, 4 - happy, 5 - very happy

1. How satisfied are you with the student/s work performance in each of these areas

- 1 - far from satisfied,
- 2 - not satisfied,
- 3 - satisfied,
- 4 - happy, ✓
- 5 - very happy

2 . General communication skills

- 1 - far from satisfied,
- 2 - not satisfied,
- 3 - satisfied,
- 4 - happy, ✓
- 5 - very happy

3.Developing practical solutions to work place problems

- 1 - far from satisfied,
- 2 - not satisfied,
- 3 - satisfied, ✓
- 4 - happy,
- 5 - very happy

4.Working as part of a team

- 1 - far from satisfied,
- 2 - not satisfied,
- 3 - satisfied,
- 4 - happy,
- 5 - very happy ✓

5.Creative in response to workplace challenges

- 1 - far from satisfied,
- 2 - not satisfied,

- 3 - satisfied,
- 4 - happy, ✓
- 5 - very happy

6. Their planning and organization skills

- 1 - far from satisfied,
- 2 - not satisfied,
- 3 - satisfied,
- 4 - happy, ✓
- 5 - very happy

7. Self-motivated and taking on appropriate level of responsibility

- 1 - far from satisfied,
- 2 - not satisfied,
- 3 - satisfied,
- 4 - happy,
- 5 - very happy ✓

8. Open to new ideas and learning new techniques

- 1 - far from satisfied,
- 2 - not satisfied,
- 3 - satisfied,
- 4 - happy,
- 5 - very happy ✓

9. Using technology and workplace equipment

- 1 - far from satisfied,
- 2 - not satisfied,
- 3 - satisfied,
- 4 - happy, ✓
- 5 - very happy

10. Ability to contribute to the goal of the organization

- 1 - far from satisfied,
- 2 - not satisfied,
- 3 - satisfied,
- 4 - happy,
- 5 - very happy ✓

11. Technical knowledge/skill

- 1 - far from satisfied,
- 2 - not satisfied,

3 - satisfied,

4 - happy, ✓

5 - very happy

12. Ability to manage/leadership qualities

1 - far from satisfied,

2 - not satisfied,

3 - satisfied,

4 - happy,

5 - very happy ✓

13. Innovativeness, creativity

1 - far from satisfied,

2 - not satisfied,

3 - satisfied,

4 - happy, ✓

5 - very happy

14. Relationship with seniors/peers/subordinates

1 - far from satisfied,

2 - not satisfied,

3 - satisfied,

4 - happy,

5 - very happy ✓

15. Involvement in social activities

1 - far from satisfied,

2 - not satisfied,

3 - satisfied,

4 - happy, ✓

5 - very happy

16. Ability to take up extra responsibility

1 - far from satisfied,

2 - not satisfied,

3 - satisfied, ✓

4 - happy,

5 - very happy

17. Obligation to work beyond schedule if required

1 - far from satisfied,

2 - not satisfied,

3 - satisfied,

4 - happy, ✓

5 - very happy

18. On a scale of 1 to 10 how do you rate your overall satisfaction with Sri Bhuvanendra College students and the curriculum? (✓)

1 ()

2 ()

3 ()

4 ()

5 ()

6 ()

7 ()

8 ()

9 (✓)

10 ()

19. If you were dissatisfied with any aspect, please comment further:

How could our programs be improved? What specific comments do you have regarding the curriculum?

We are satisfied.

20. Would you like to recruit more Sri Bhuvanendra College students?

Yes ✓

No .

21. Would you refer us to other organization(s)?

Yes ✓

No .

22. Any other comment(s):

Best of Luck.

[Signature]
Principal

Sri Bhuvanendra College
KARKALA - 574 104



INTERNAL QUALITY ASSURANCE CELL

SRI BHUVANENDRA COLLEGE KARKALA- 574104

Employer Feedback Form

2020-21

Dear Employer,

Many graduates of our College are already working in your organization. We are thankful to you for providing them employment with your prestigious Company/Organization. We shall very much appreciate and be grateful to you if you can spare some of your valuable time to fill up this feedback form. It will help us to improve the Institute further and give you better employees in future.

Tick ✓ the number that best describes your level of satisfaction at each question:

1 - far from satisfied, 2 - not satisfied, 3 - satisfied, 4 - happy, 5 - very happy

	How satisfied are you with the student/s work performance in each of these areas:	1	2	3	4	5
1.	General communication skills				✓	
2.	Developing practical solutions to work place problems			✓		
3.	Working as part of a team				✓	
4.	Creative in response to workplace challenges				✓	
5.	Their planning and organization skills					✓
6.	Self-motivated and taking on appropriate level of responsibility					✓
7.	Open to new ideas and learning new techniques					✓
8.	Using technology and workplace equipment				✓	
9.	Ability to contribute to the goal of the organization				✓	
10.	Technical knowledge/skill				✓	
11.	Ability to manage/leadership qualities					✓
12.	Innovativeness, creativity				✓	
13.	Relationship with seniors/peers/subordinates				✓	
14.	Involvement in social activities				✓	
15.	Ability to take up extra responsibility				✓	
16.	Obligation to work beyond schedule if required				✓	

17. On a scale of 1 to 10 how do you rate your overall satisfaction with Sri Bhuvanendra College students and the curriculum? (✓)

1 () 2 () 3 () 4 () 5 () 6 () 7 () 8 (✓) 9 () 10 ()

18. If you were dissatisfied with any aspect, please comment further:

How could our programs be improved? What specific comments do you have regarding the curriculum?

19. Would you like to recruit more Sri Bhuvanendra College student? Yes ☒ No ☐ Yes

20. Would you refer us to other organization(s)? Yes ☐ No ☐

21. Any other comment(s):

Please feel free to speak in confidence with our Placement Officer/ staff about any aspects of the program or students performance.

If you would like staff to contact you to discuss any issues, please provide your contact number.
Phone:

Name: VRANDA SHENOY Position: H - M


Company/organization: S. B. HIGHSCHOOL

Date: 26-4-2021

Please email the completed form to principal@sribhuvanendra.org


Principal

Sri Bhuvanendra College
KARKALA - 574 104


Headmaster/Headmistress
Sri Bhuvanendra English Medium School
Karkala - 574 104, Udupi Dist.

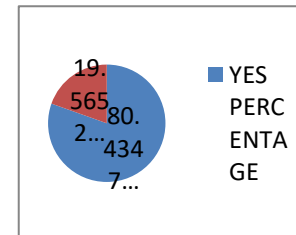


SRI BHUVANENDRA COLLEGE - KARKALA

2016-17 STUDENTS FEED BACK

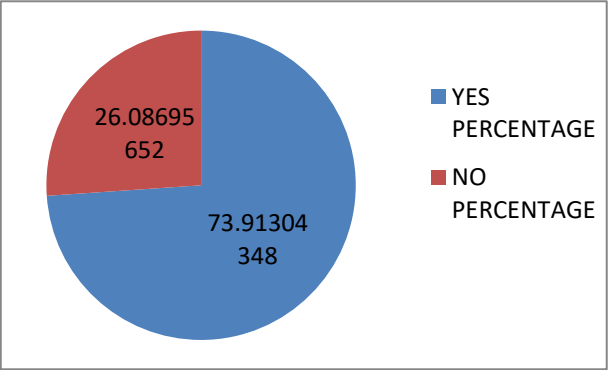
1. Whether a test had been conducted to find out your basic knowledge of the subject when you came into the course?

NO OF STUDENTS	YES	NO	YES PERCENTAGE	NO PERCENTAGE
92	74	18	80.4347826	19.56521739



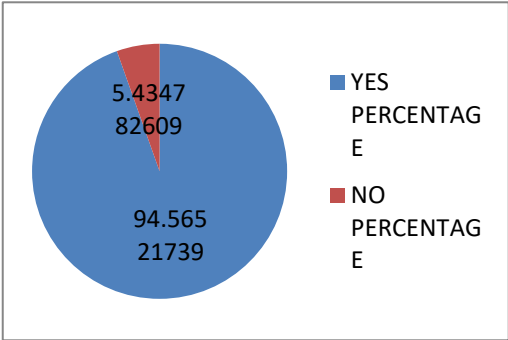
2. Whether Foundation course/ Bridge course/Orientation Course had been conducted?

NO OF STUDENTS	YES	NO	YES PERCENTAGE	NO PERCENTAGE
92	68	24	73.9130435	26.08695652



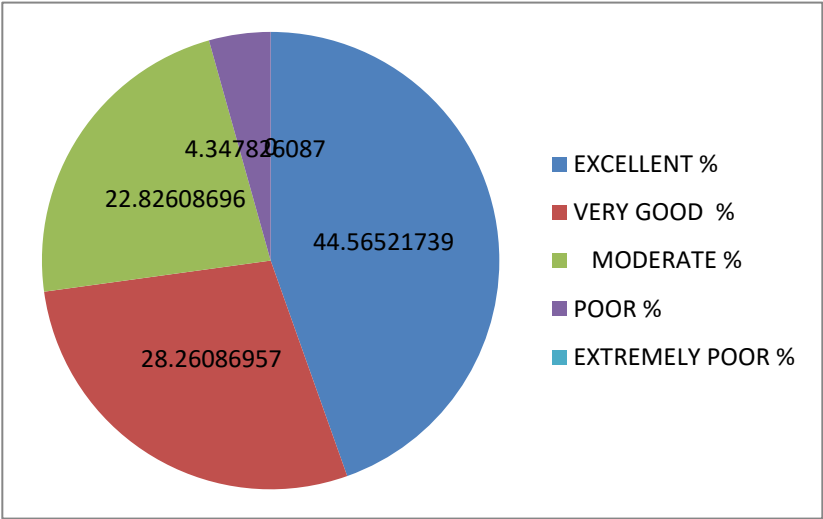
3. Whether aims and objectives of the syllabus were defined to you by the department:

NO OF STUDENTS	YES	NO	YES PERCENTAGE	NO PERCENTAGE
92	87	5	94.5652174	5.434782609



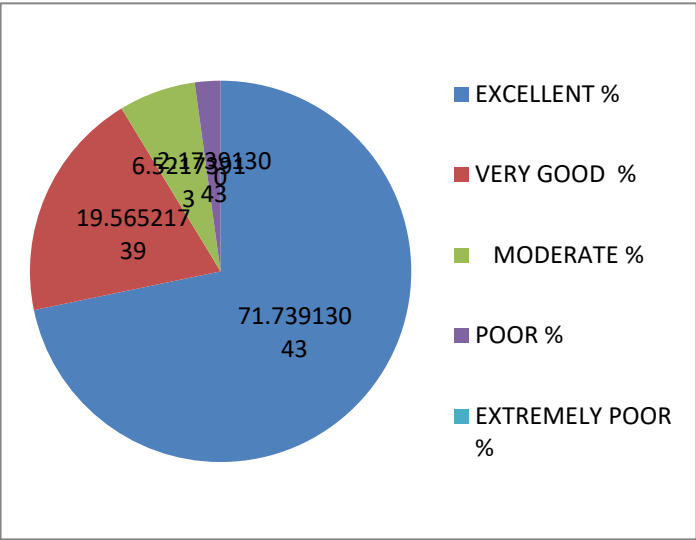
4.Learning value (in terms of skills, concepts, knowledge, analytical abilities, or broadening perspectives)

NO OF STUDENTS	EXCELLENT	VERY GOOD	MODERATE	POOR	EXTREMELY POOR	EXCELLENT %	VERY GOOD %	MODERATE %	POOR %	EXTREMELY POOR %
92	41	26	21	4	0	44.56521739	28.26086957	22.82608696	4.347826087	0



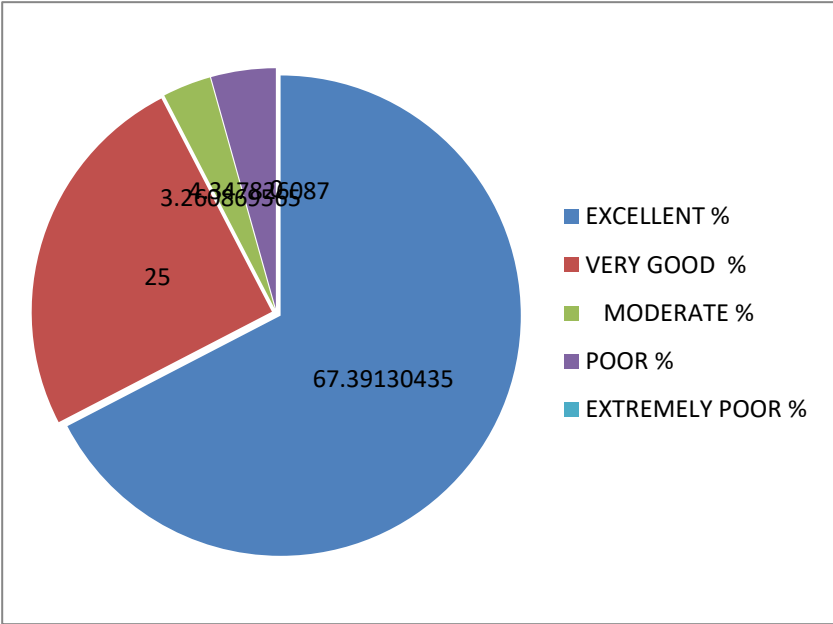
5.Applicability/relevance to real life situations

NO OF STUDENTS	EXCELLENT	VERY GOOD	MODERATE	POOR	EXTREMELY POOR	EXCELLENT %	VERY GOOD %	MODERATE %	POOR %	EXTREMELY POOR %
92	66	18	6	2	0	71.73913043	19.56521739	6.52173913	2.17391304	0



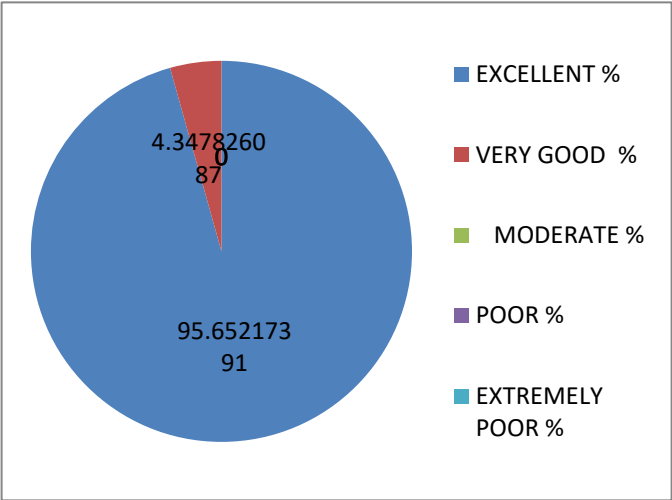
6.Depth of the course content

NO OF STUDENTS	EXCELLENT	VERY GOOD	MODERATE	POOR	EXTREMELY POOR	EXCELLENT %	VERY GOOD %	MODERATE %	POOR %	EXTREMELY POOR %
92	62	23	3	4	0	67.39130435	25	3.260869565	4.347826087	0



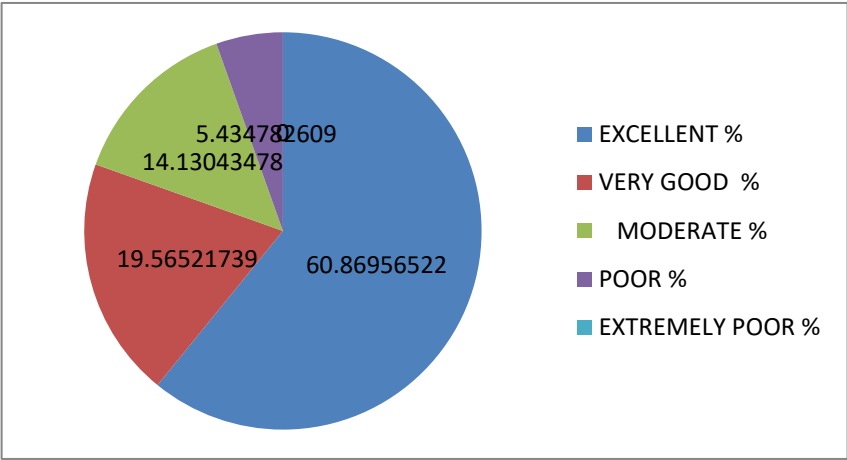
7.Extent of coverage of course

NO OF STUDENTS	EXCELLENT	VERY GOOD	MODERATE	POOR	EXTREMELY POOR	EXCELLENT %	VERY GOOD %	MODERATE %	POOR %	EXTREMELY POOR %
92	88	4	0	0	0	95.65217391	4.347826087	0	0	0



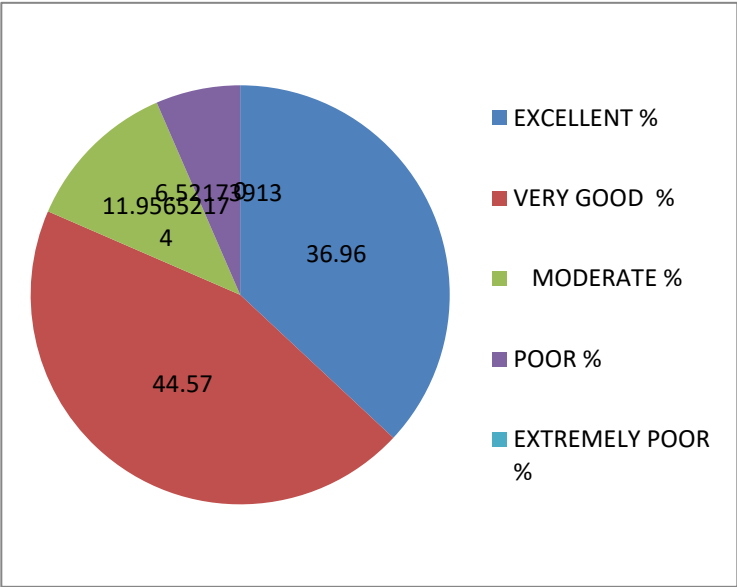
8.Extent of effort required by students

NO OF STUDENTS	EXCELLEN T	VERY GOOD	MODERATE	POOR	EXTREMELY POOR	EXCELLENT %	VERY GOOD %	MODERATE %	POOR %	EXTREMELY POOR %
92	56	18	13	5	0	60.86956522	19.56521739	14.13043478	5.434782609	0



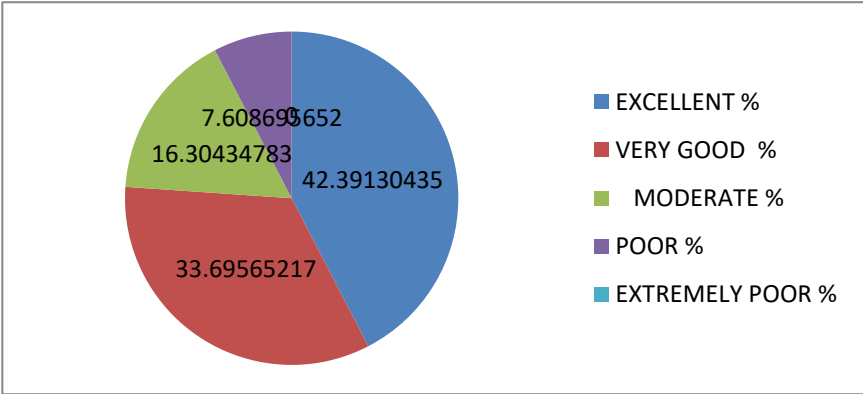
9.Relevance/learning value of project/ report

NO OF STUDENTS	EXCELLEN T	VERY GOOD	MODERATE	POOR	EXTREMELY POOR	EXCELLENT %	VERY GOOD %	MODERATE %	POOR %	EXTREMELY POOR %
92	34	41	11	6	0	36.96	44.57	11.956521 74	6.52173913	0



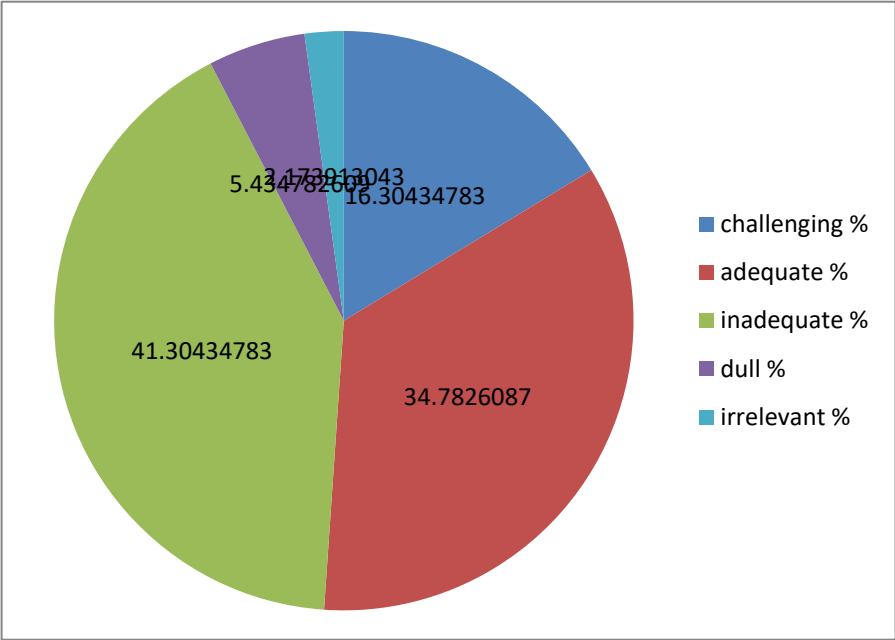
10.Overall rating

NO OF STUDENTS	EXCELLENT	VERY GOOD	MODERATE	POOR	EXTREMELY POOR	EXCELLENT %	VERY GOOD %	MODERATE %	POOR %	EXTREMELY POOR %
92	39	31	15	7	0	42.39130435	33.69565217	16.30434783	7.608695652	0



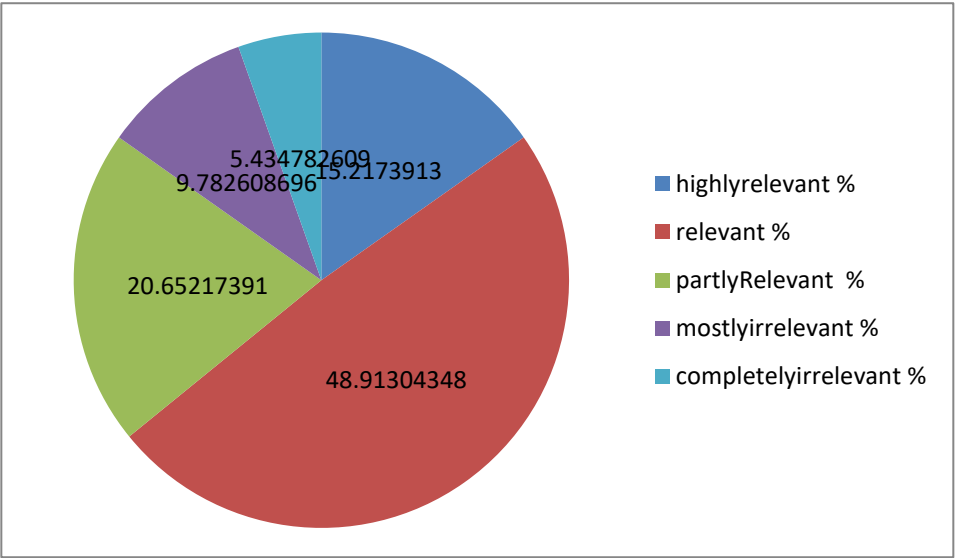
11. The syllabus was :

NO OF STUDENTS	challenging	adequate	inadequate	dull	irrelevant	challenging %	adequate %	inadequate %	dull %	irrelevant %
92	15	32	38	5	2	16.30434783	34.7826087	41.30434783	5.434782609	2.173913043



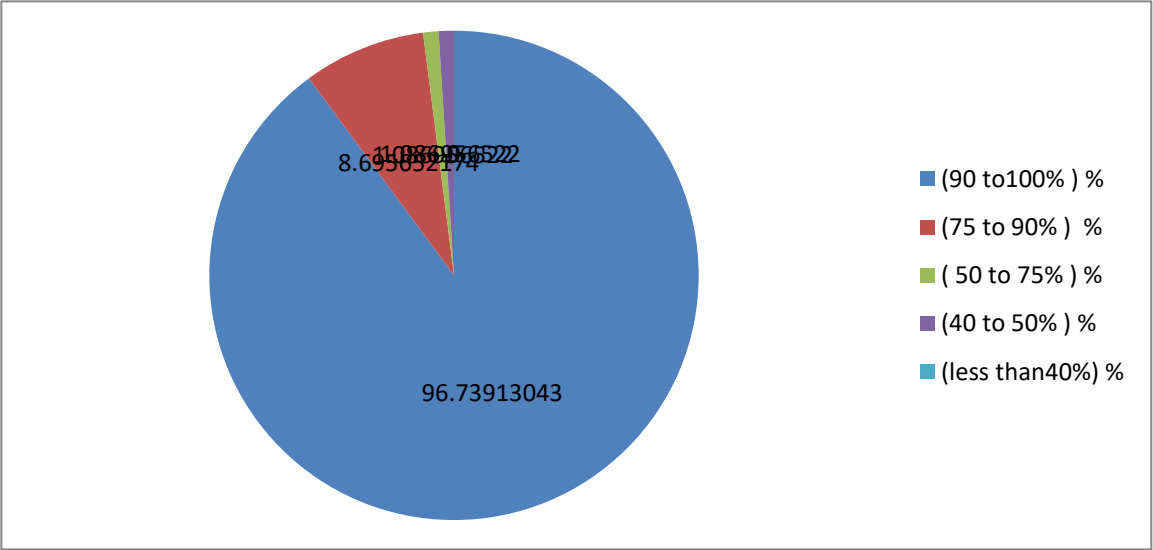
12. Your background for benefiting from the course was:

NO OF STUDENTS	highlyrelevant	elevant	partlyRelevant	mostlyirrelevant	completelyirrelevant	highlyrelevant %	relevant %	partlyRelevant %	mostlyirrelevant %	completelyirrelevant %
92	14	45	19	9	5	15.2173913	48.91304348	20.65217391	9.782608696	5.434782609



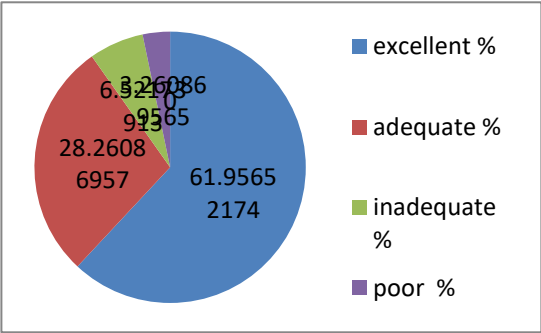
13 How much of the syllabus was taught in class?

NO OF STUDENTS	90 to100%	75 to 90%	50 to 75%	40 to 50%	less than40%	(90 to100%) %	(75 to 90%) %	(50 to 75%) %	(40 to 50%) %	(less than40%) %
92	89	8	1	1	0	96.73913043	8.695652174	1.086956522	1.086956522	0



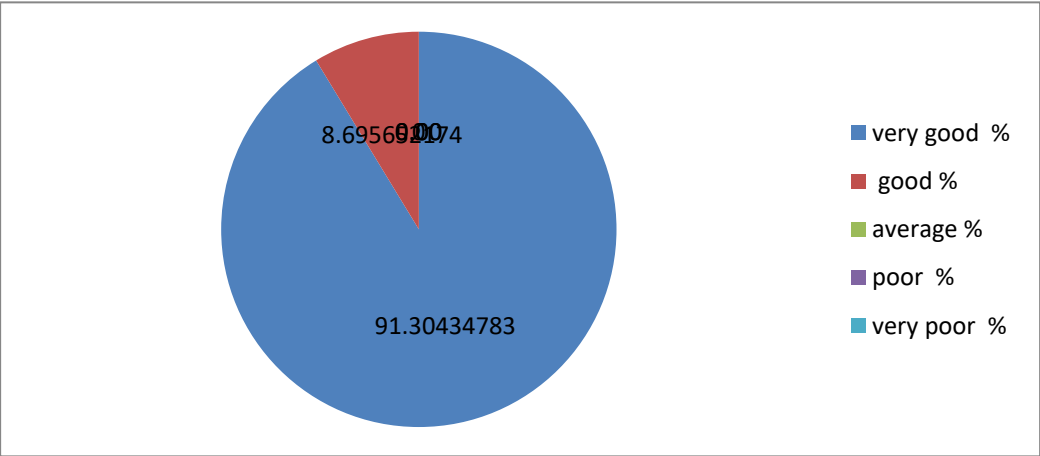
14. What is your opinion about the library holdings for the course?

NO OF STUDENTS	excellent	adequate	inadequate	poor	very poor	excellent %	adequate %	inadequate %	poor %	very poor %
92	57	26	6	3	0	61.95652174	28.26086957	6.52173913	3.26086957	0



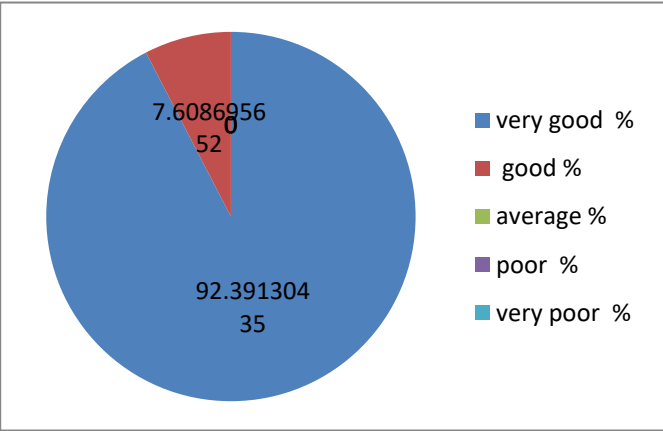
15.Were you able to get the prescribed readings?

NO OF STUDENTS	very good	good	average	poor	very poor	very good %	good %	average %	poor %	very poor %
92	84	8	0	0	0	91.30434783	8.695652174	0.00	0.00	0



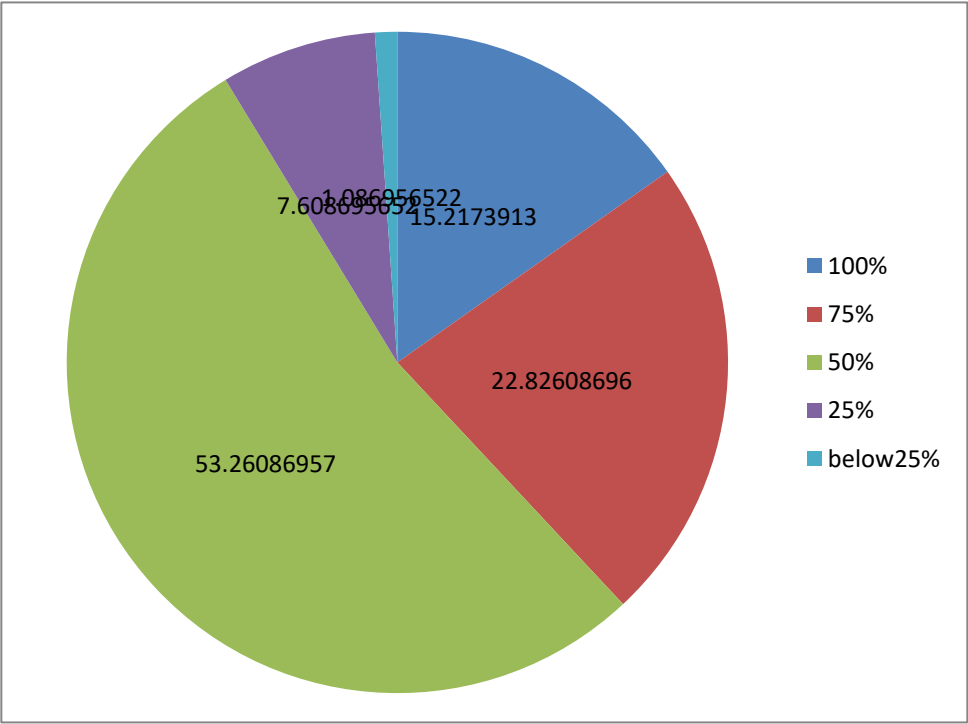
16.The internal evaluation system as it exists is...

NO OF STUDENTS	very good	good	average	poor	very poor	very good %	good %	average %	poor %	very poor %
92	85	7	0	0	0	92.39130435	7.608695652	0	0	0



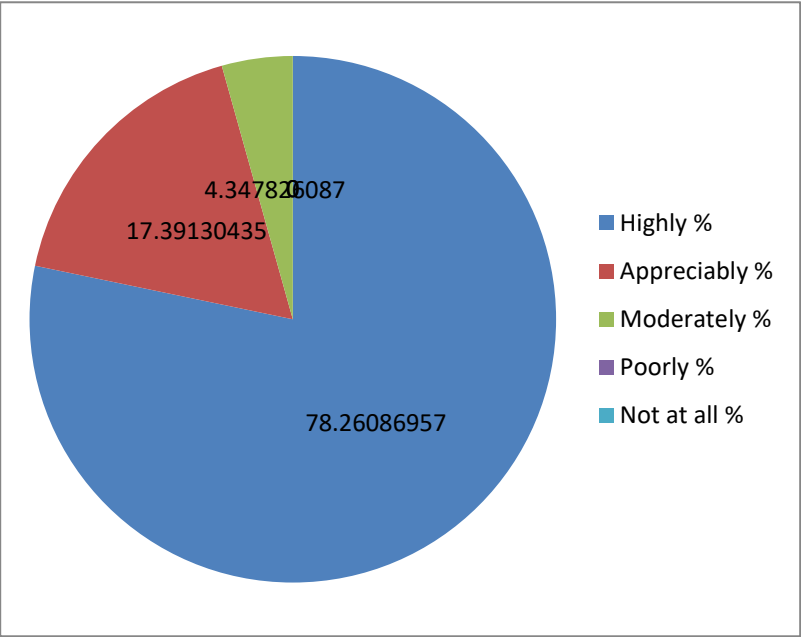
17. In your opinion, how much of the total weightage of a course should the internal assessment account for?

NO OF STUDENTS	100%	75%	50%	25%	below25%	100%	75%	50%	25%	below25%
92	14	21	49	7	1	15.2173913	22.82608696	53.26086957	7.608695652	1.086956522



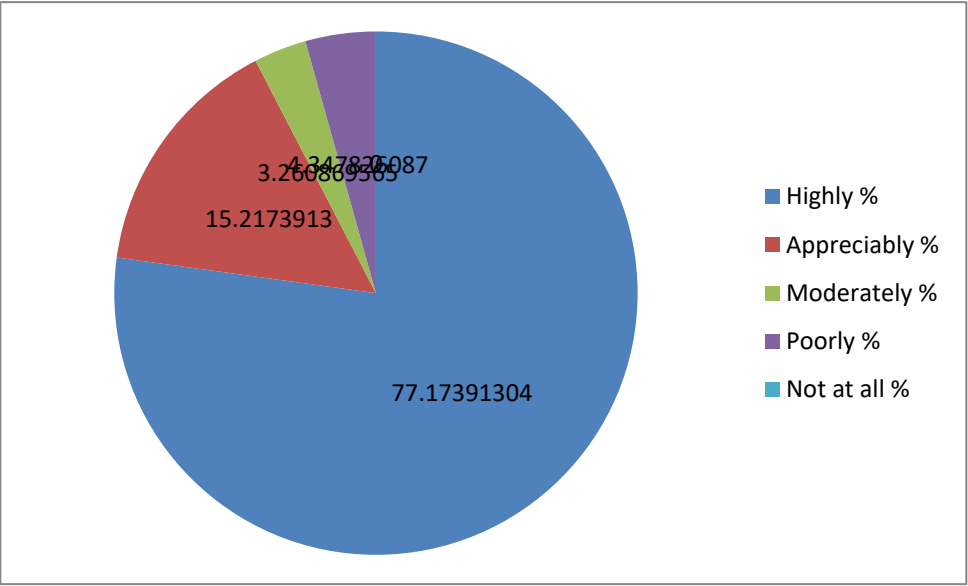
18. Is the internal assessment system conducive to
1.Understanding the course

NO OF STUDENTS	Highly	Appre ciably	Moderat ely	Poorly	Not at all	Highly %	Apprec iably %	Moderat ely %	Poorly %	Not at all %
92	72	16	4	0	0	78.260869 57	17.39130 435	4.3478260 87	0	0



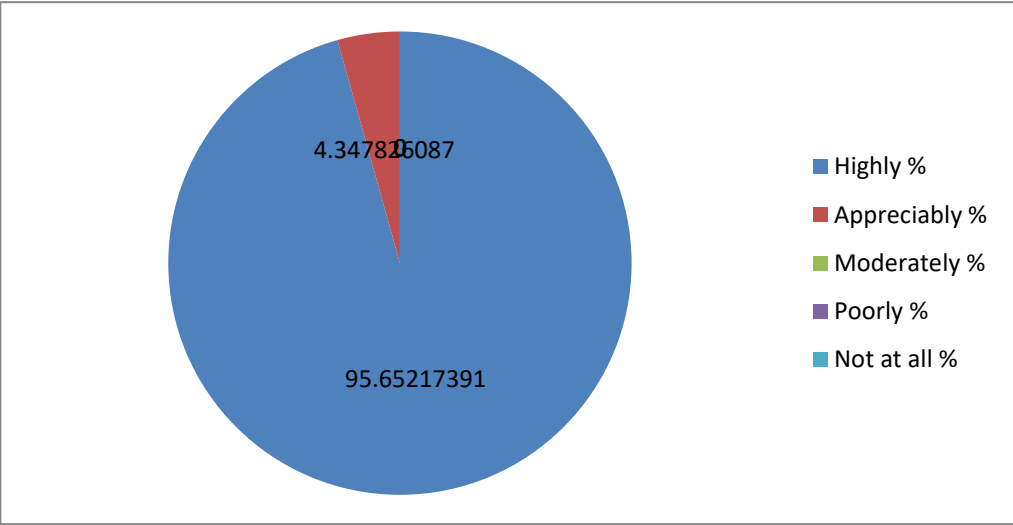
2.Early discovery of difficulties

NO OF STUDENTS	Highly	Appre ciably	Moderat ely	Poorly	Not at all	Highly %	Apprec iably %	Moderat ely %	Poorly %	Not at all %
92	71	14	3	4	0	77.17391304	15.2173913	3.260869565	4.347826087	0



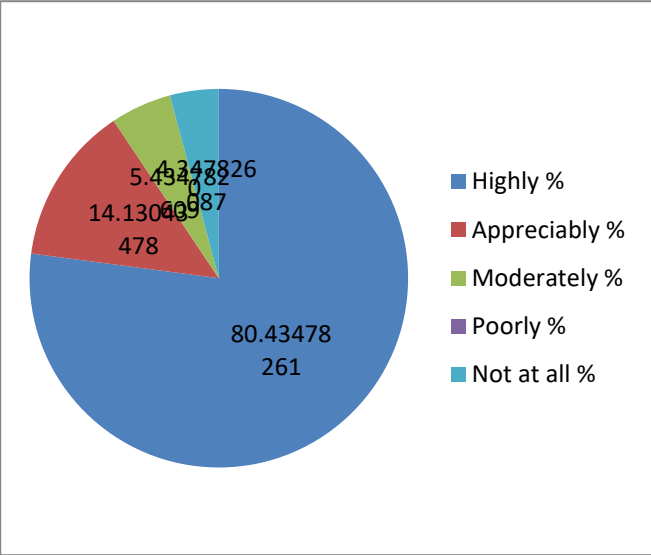
3.Interaction with the teacher

NO OF STUDENTS	Highly	Appreciably	Moderately	Poorly	Not at all	Highly %	Appreciably %	Moderately %	Poorly %	Not at all %
92	88	4	0	0	0	95.65217391	4.347826087	0	0	0



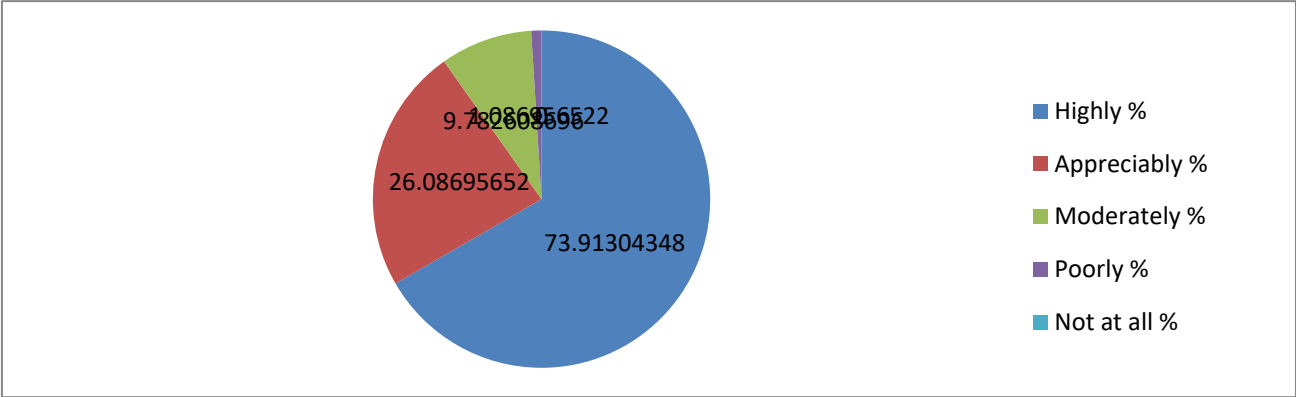
4.regular work

NO OF STUDENTS	Highly	Appre ciably	Moderat ely	Poorly	Not at all	Highly %	Apprec iably %	Moderat ely %	Poorly %	Not at all %
92	74	13	5	0	4	80.43478261	14.13043478	5.434782609	0	4.347826087



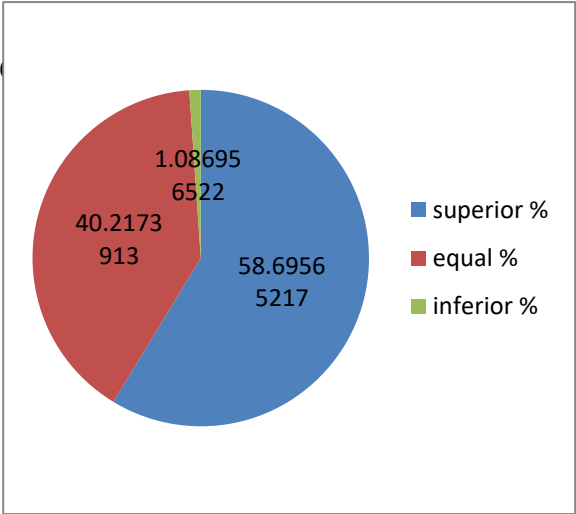
5.continuous self assessment

NO OF STUDENTS	Highly	Appre ciably	Moderat ely	Poorly	Not at all	Highly %	Apprec iably %	Moderat ely %	Poorly %	Not at all %
92	68	24	9	1	0	73.913043 48	26.08695 652	9.7826086 96	1.08695652 2	0



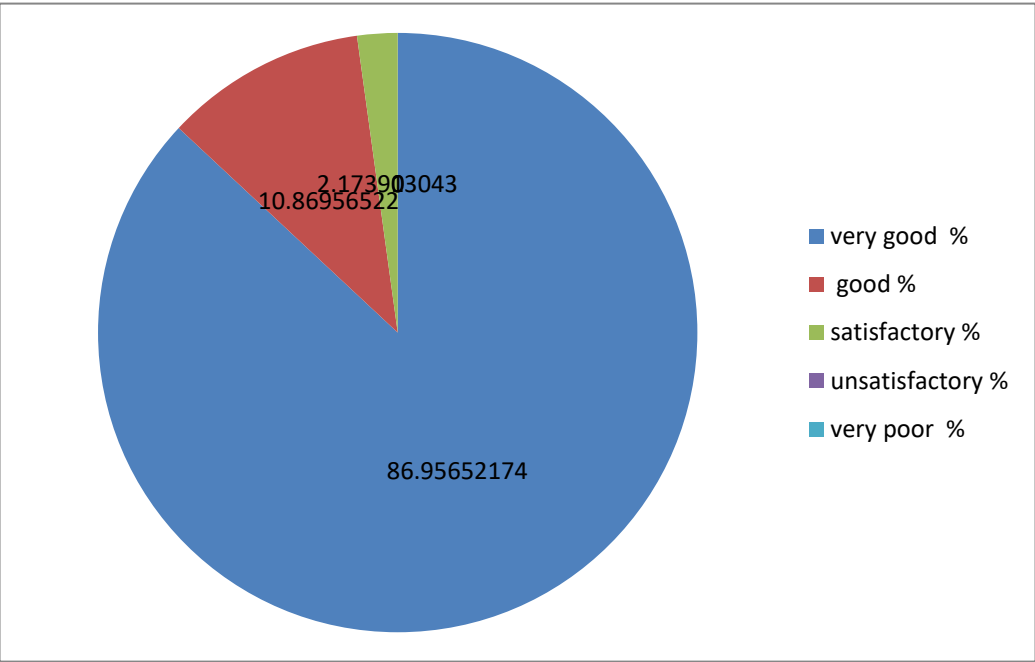
19. When you meet students who have taken a similar programme at other Universities your programme is ?

NO OF STUDENTS	superior	equal	inferior	superior %	equal %	inferior %
92	54	37	1	58.69565217	40.2173913	1.086956522



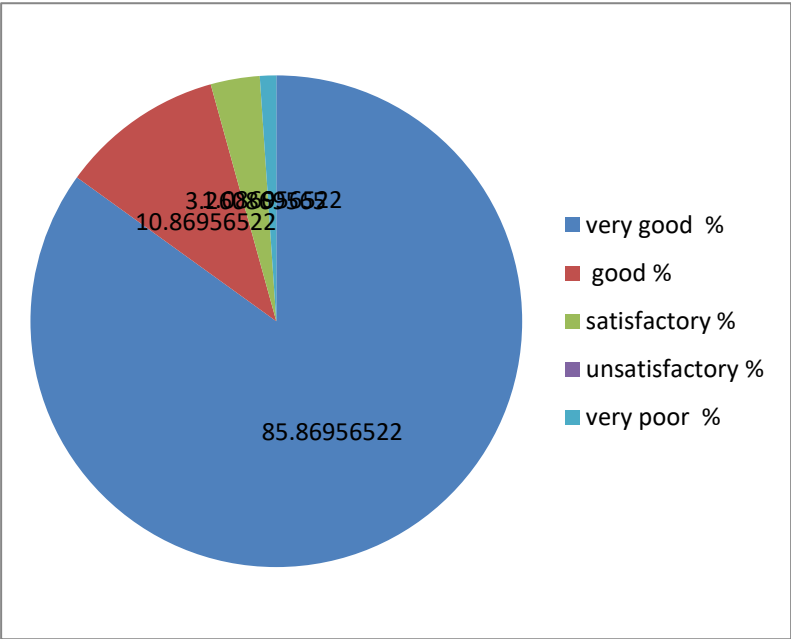
20 How do you rate the student-teacher relationship in theCollege as a whole?

NO OF STUDENTS	very good	good	satisfactory	unsatisfact ory	very poor	very good %	good %	satisfactory %	unsatisfactory %	very poor %
92	80	10	2	0	0	86.95652174	10.86956522	2.173913043	0	0



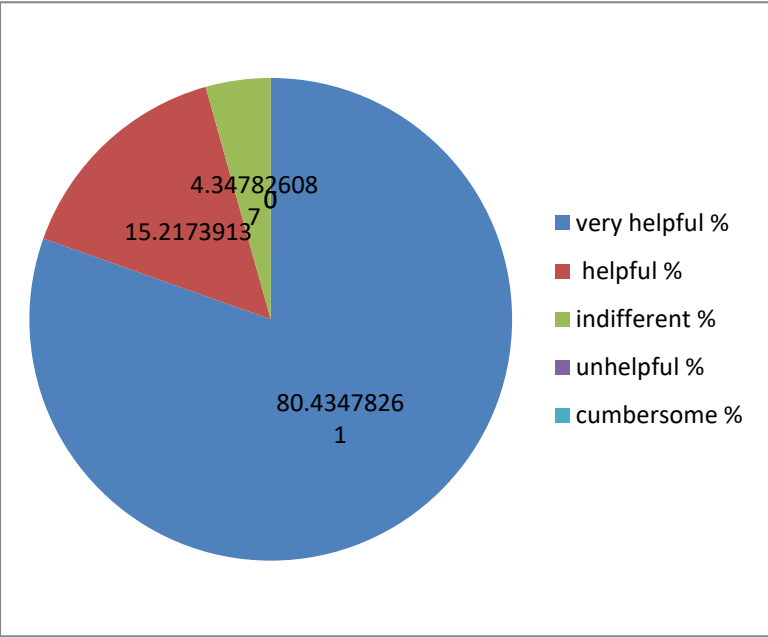
21 How do you rate the student-teacher relationship in your department?

NO OF STUDENTS	very good	good	satisfactory	unsatisfact ory	very poor	very good %	good %	satisfactory %	unsatisfacto ry %	very poor %
92	79	10	3	0	1	85.869565 22	10.86956 522	3.2608695 65	0	1.086956522



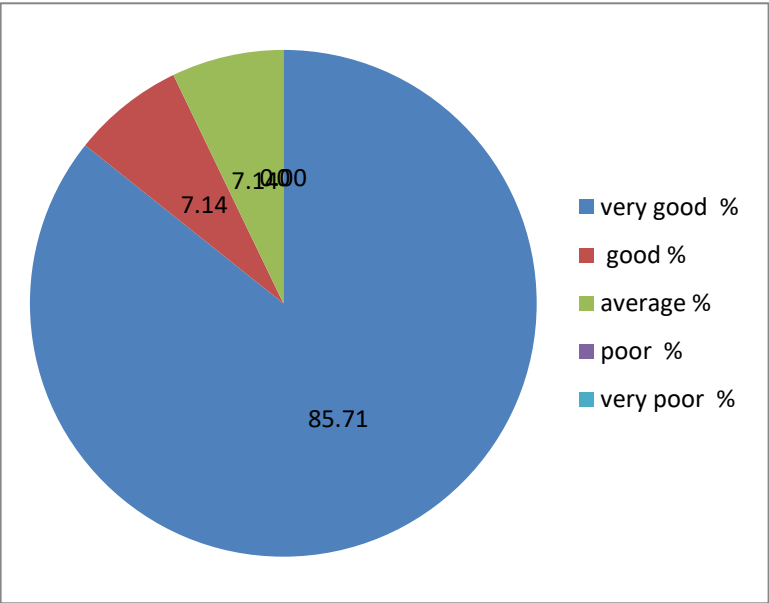
22. How do you find the College office?

NO OF STUDENTS	very helpful	helpful	indifferent	unhelpful	cumbersome	very helpful %	helpful %	indifferent %	unhelpful %	cumbersome %
92	74	14	4	0	0	80.43478261	15.2173913	4.34782608	0	0



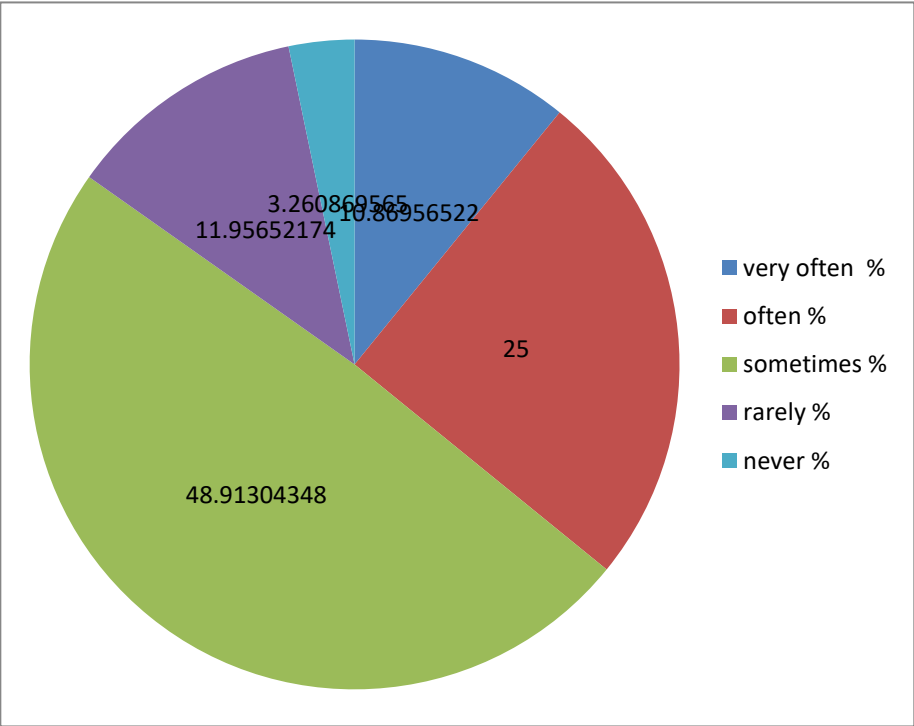
23 What is your rating on hostel facilities?

NO OF STUDENTS	very good	good	average	poor	very poor	very good %	good %	average %	poor %	very poor %
28	24	2	2	0	0	85.71	7.14	7.14	0	0.00



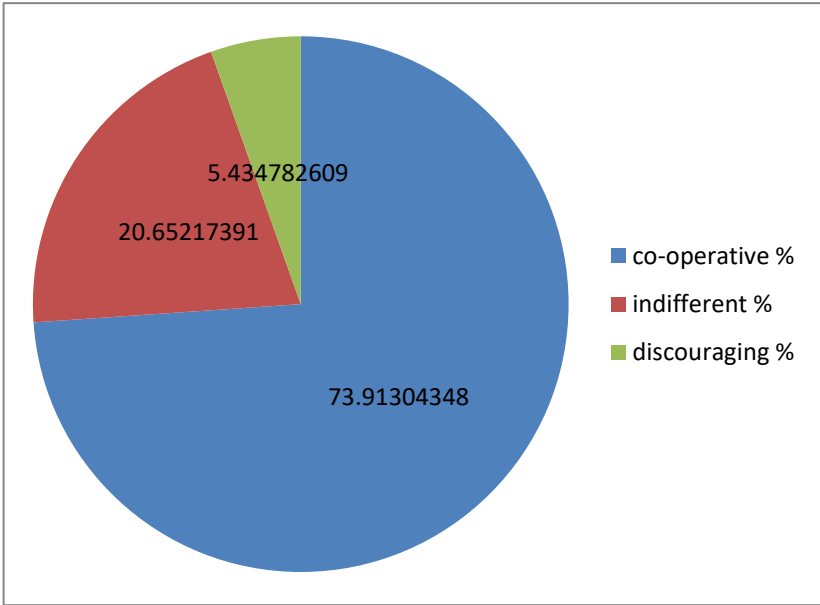
24 Did you participate in any of the extracurricular activities of the Department / College/ University?

NO OF STUDENTS	very often	ften	ometimes	arely	ever	very often %	ften %	sometimes %	arely %	ver %
92	10	23	45	11	3	10.86956522	25	48.91304348	11.95652174	3.260869565



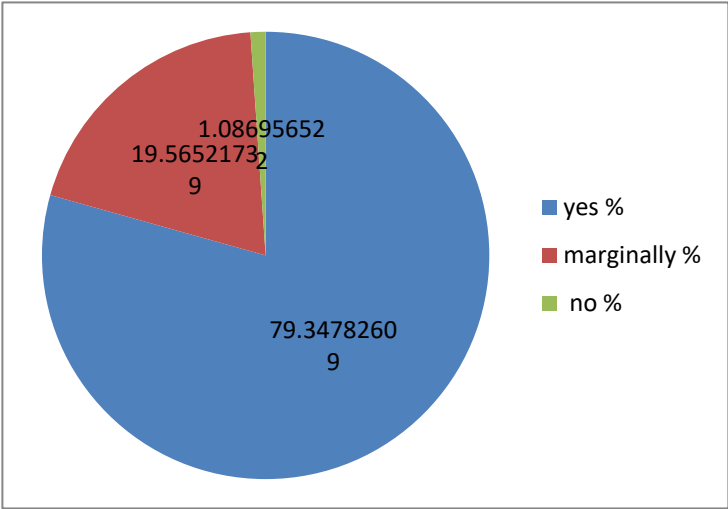
25 What was the attitude of teachers to extracurricular activities?

NO OF STUDENTS	co-operative	indifferent	discouraging	co-operative %	indifferent %	discouraging %
92	68	19	5	73.91304348	20.65217391	5.434782609



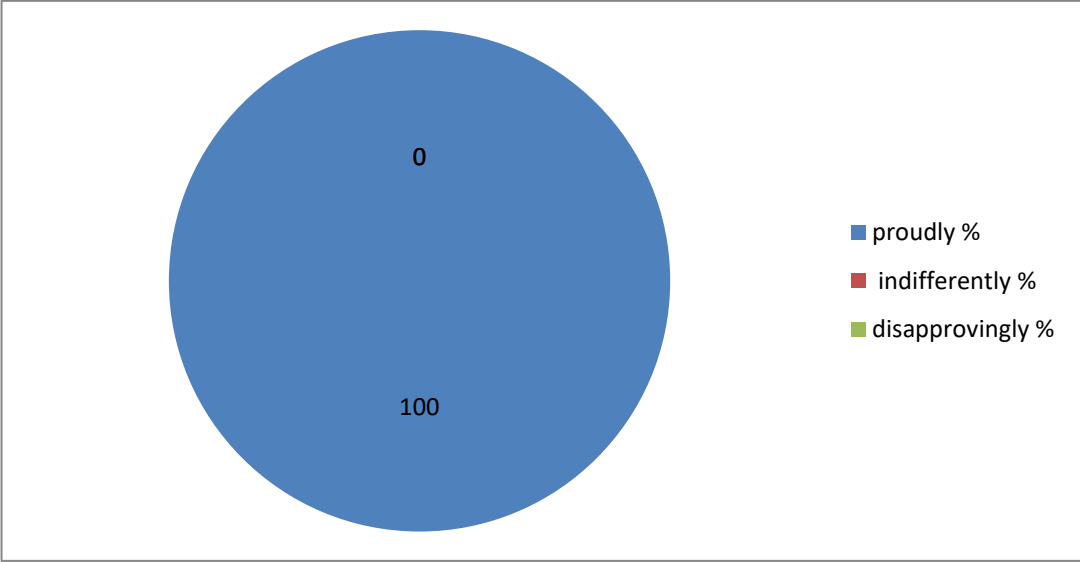
26 Has your time at the College been intellectually enriching?

NO OF STUDENTS	yes	marginal ly	no	yes %	marginally %	no %
92	73	18	1	79.34782609	19.56521739	1.086956522



27 After leaving the College how will you talk about it?

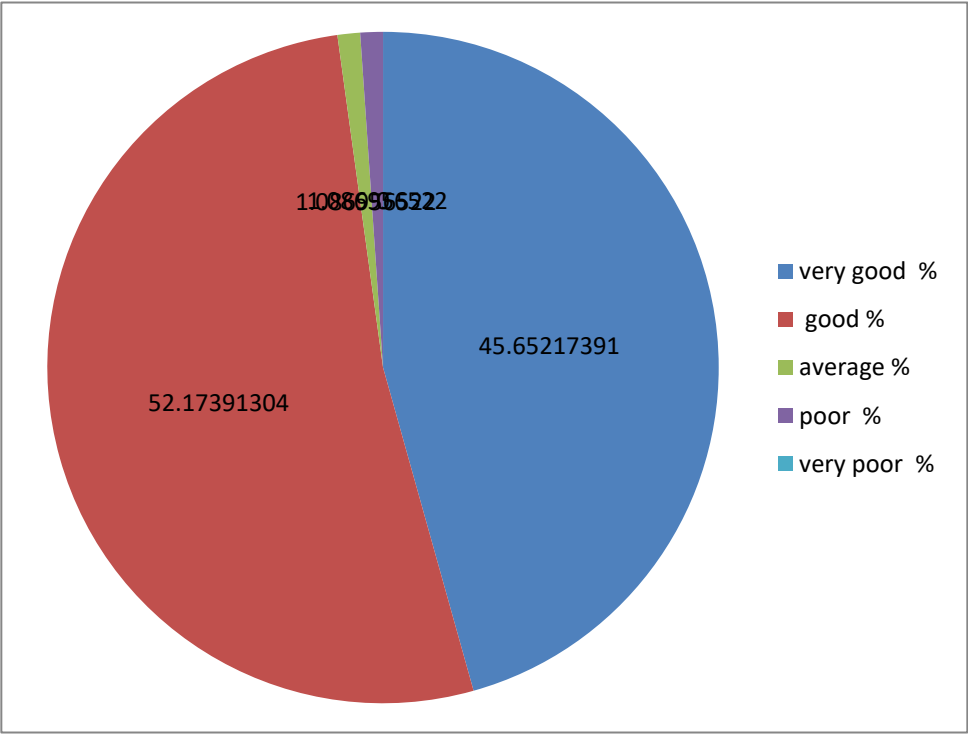
NO OF STUDENTS	proudly	indifferently	disapprovingly	proudly %	indifferently %	disapprovingly %
92	92	0	0	100	0	0



28 Overall Rating of the Programme

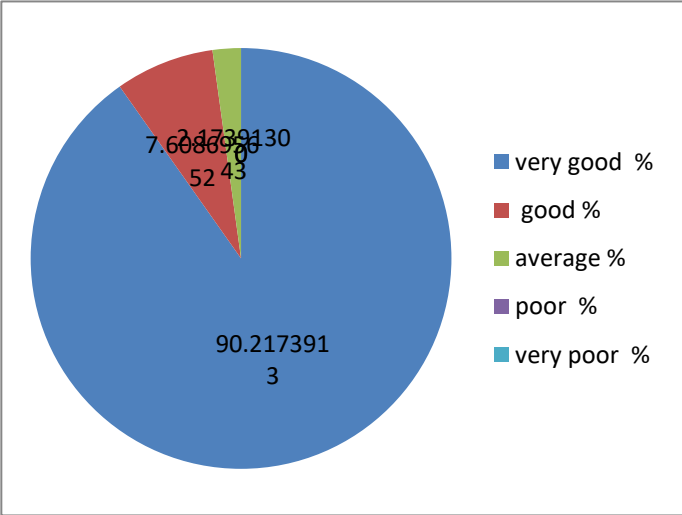
1. Academic content

NO OF STUDENTS	very good	good	average	poor	very poor	very good %	good %	average %	poor %	very poor %
92	42	48	1	1	0	45.65217391	52.17391304	1.086956522	1.086956522	0



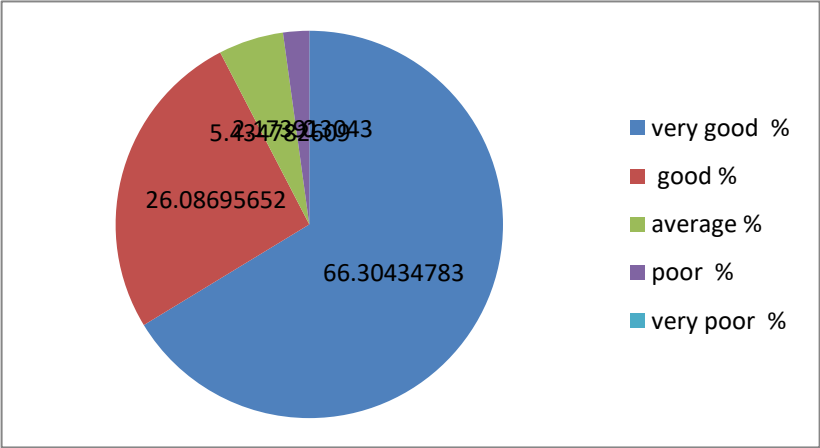
2.Fairness of evaluation

NO OF STUDENTS	very good	good	average	poor	very poor	very good %	good %	average %	poor %	very poor %
92	83	7	2	0	0	90.2173913	7.6086956	2.1739130	0	0



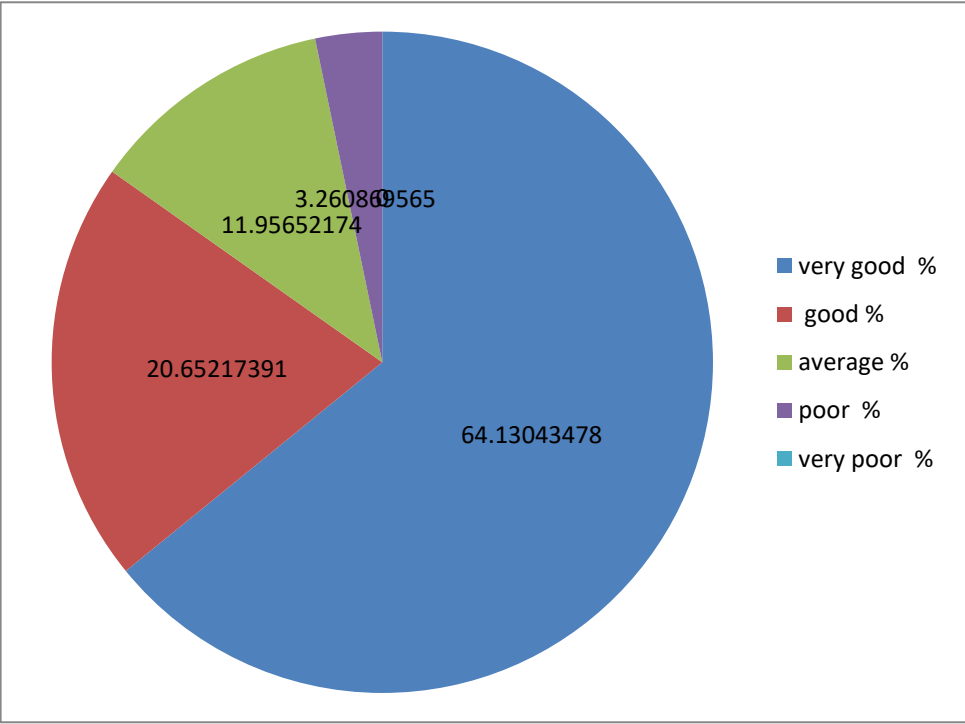
3.Interaction with
faculty

NO OF STUDENTS	very good	good	average	poor	very poor	very good %	good %	average %	poor %	very poor %
92	61	24	5	2	0	66.30434783	26.08695652	5.434782609	2.173913043	0



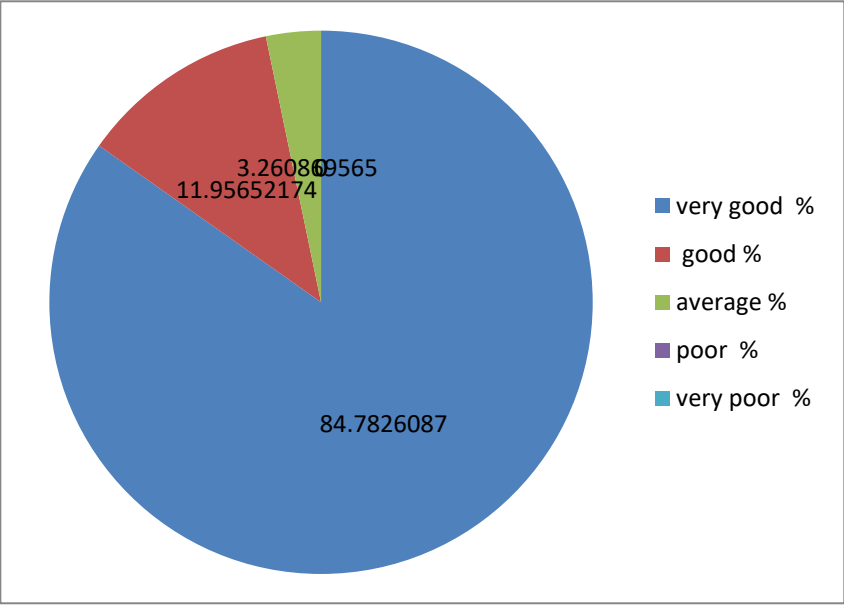
4.Interaction with administration

NO OF STUDENTS	very good	good	average	poor	very poor	very good %	good %	average %	poor %	very poor %
92	59	19	11	3	0	64.13043478	20.65217391	11.95652174	3.260869565	0



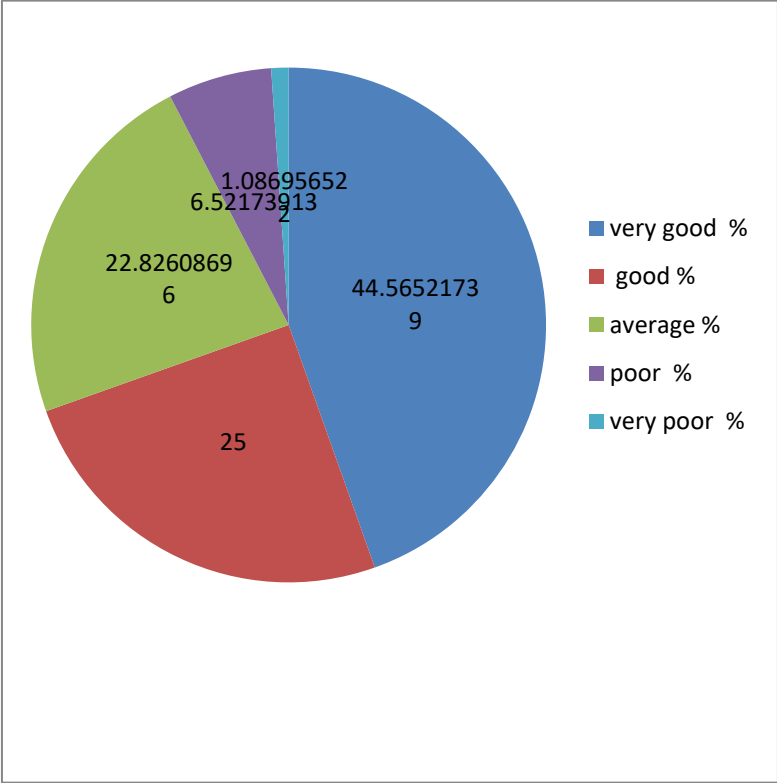
5.Library facilities

NO OF STUDENTS	very good	good	average	poor	very poor	very good %	good %	average %	poor %	very poor %
92	78	11	3	0	0	84.7826087	11.95652174	3.260869565	0	0



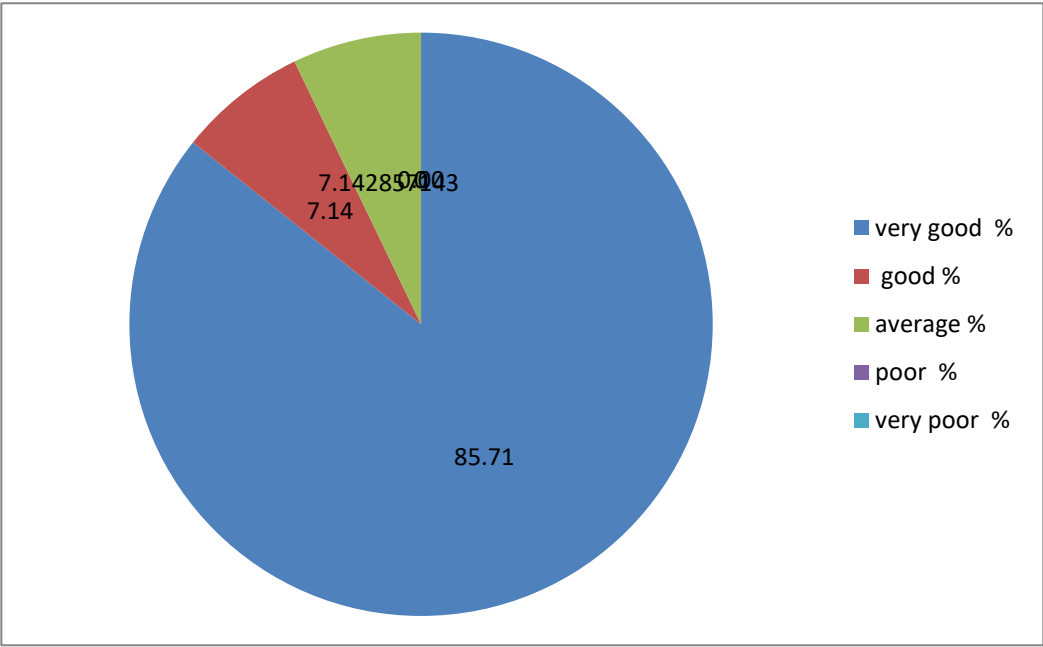
6. Labs/Computer facilities

NO OF STUDENTS	very good	good	average	poor	very poor	very good %	good %	average %	poor %	very poor %
92	41	23	21	6	1	44.56521739	25	22.82608696	6.52173913	1.086956522



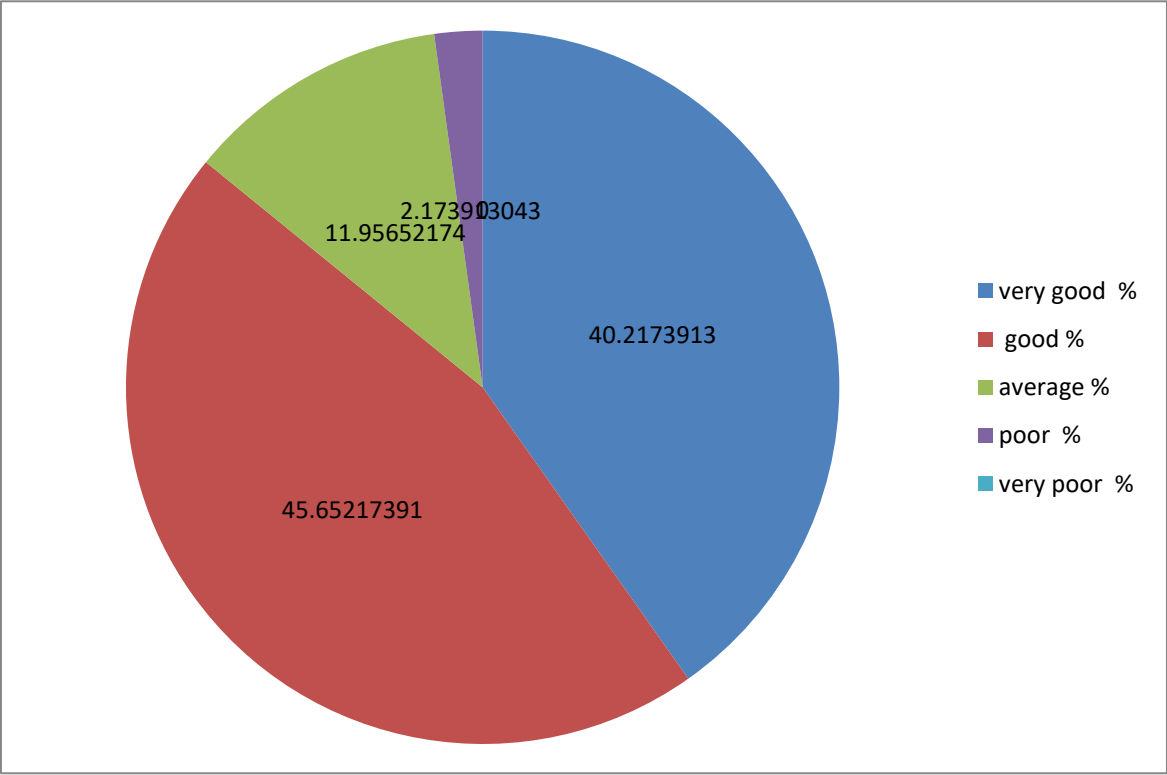
7.Hostel facilities

NO OF STUDENTS	very good	good	average	poor	very poor	very good %	good %	average %	poor %	very poor %
28	24	2	2	0	0	85.71	7.14	7.142857143	0	0.00



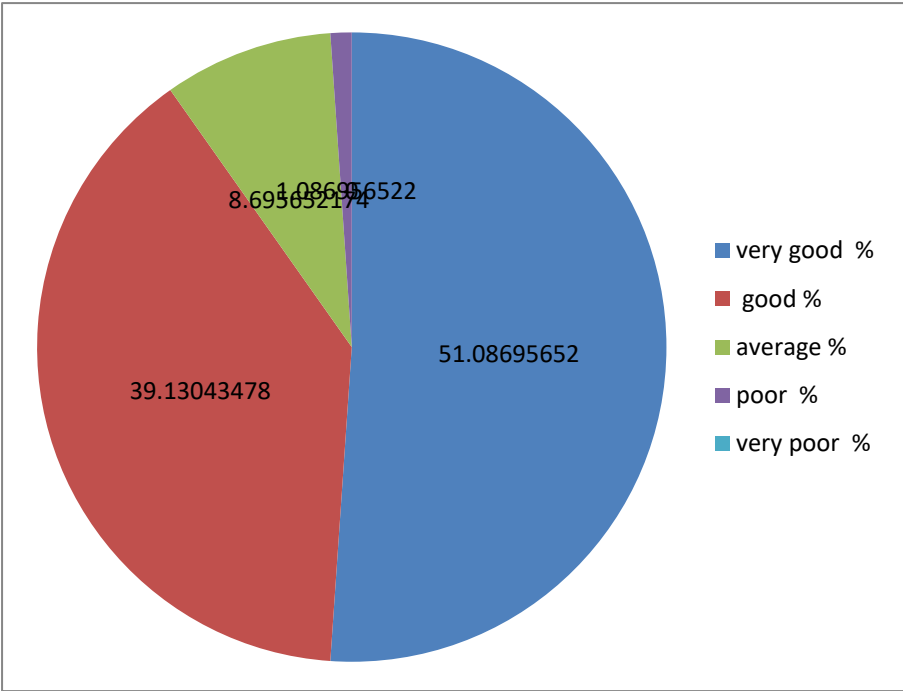
8.Extra-curricular activities

NO OF STUDENTS	very good	good	average	poor	very poor	very good %	good %	average %	poor %	very poor %
92	37	42	11	2	0	40.2173913	45.65217391	11.95652174	2.173913043	0



9.Sports facilities

NO OF STUDENTS	very good	good	average	poor	very poor	very good %	good %	average %	poor %	very poor %
92	47	36	8	1	0	51.08695652	39.13043478	8.695652174	1.086956522	0



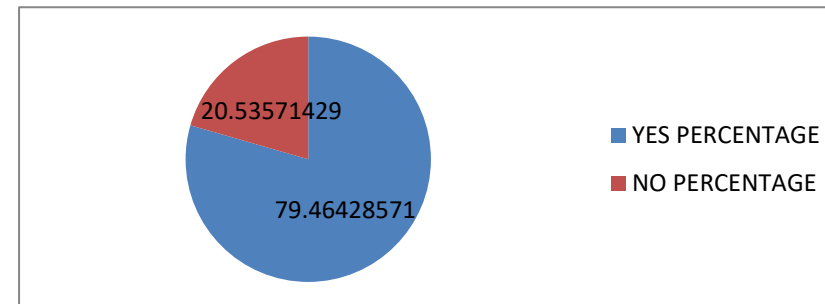


SRI BHUVANENDRA COLLEGE - KARKALA

2017-18 STUDENTS FEED BACK

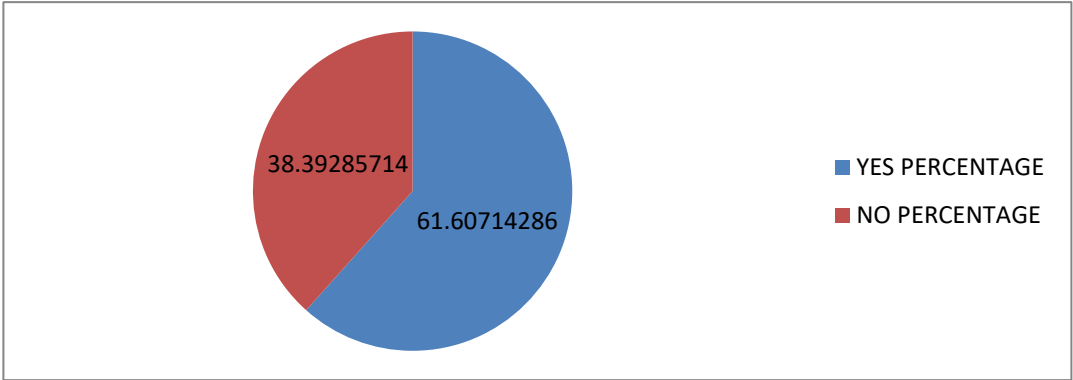
1. Whether a test had been conducted to find out your basic knowledge of the subject when you came into the course?

NO OF STUDENTS	YES	NO	YES PERCENTAGE	NO PERCENTAGE
112	89	23	79.46428571	20.53571429



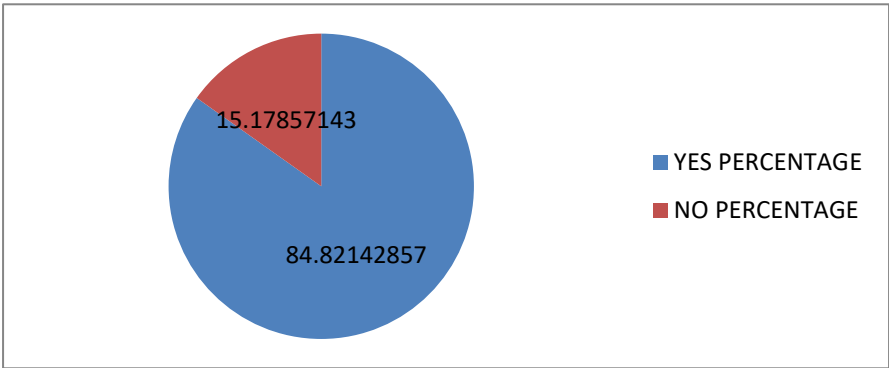
2. Whether Foundation course/ Bridge course/Orientation Course had been conducted?

NO OF STUDENTS	YES	NO	YES PERCENTAGE	NO PERCENTAGE
112	69	43	61.60714286	38.39285714



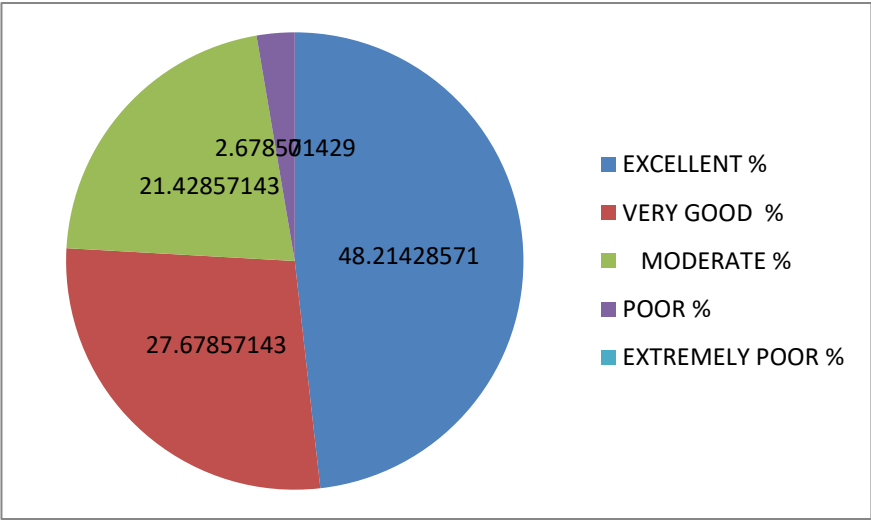
3. Whether aims and objectives of the syllabus were defined to you by the department:

NO OF STUDENTS	YES	NO	YES PERCENTAGE	NO PERCENTAGE
112	95	17	84.82142857	15.17857143



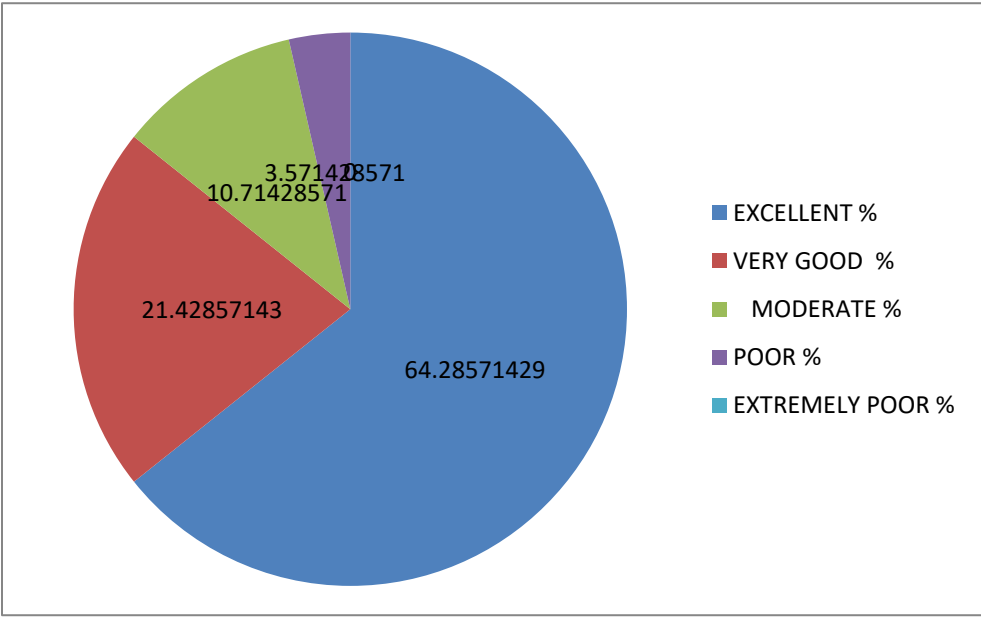
4.Learning value (in terms of skills, concepts, knowledge, analytical abilities, or broadening perspectives)

NO OF STUDENTS	EXCELLENT	VERY GOOD	MODERATE	POOR	EXTREMELY POOR	EXCELLENT %	VERY GOOD %	MODERATE %	POOR %	EXTREMELY POOR %
112	54	31	24	3	0	48.21428571	27.67857143	21.42857143	2.678571429	0



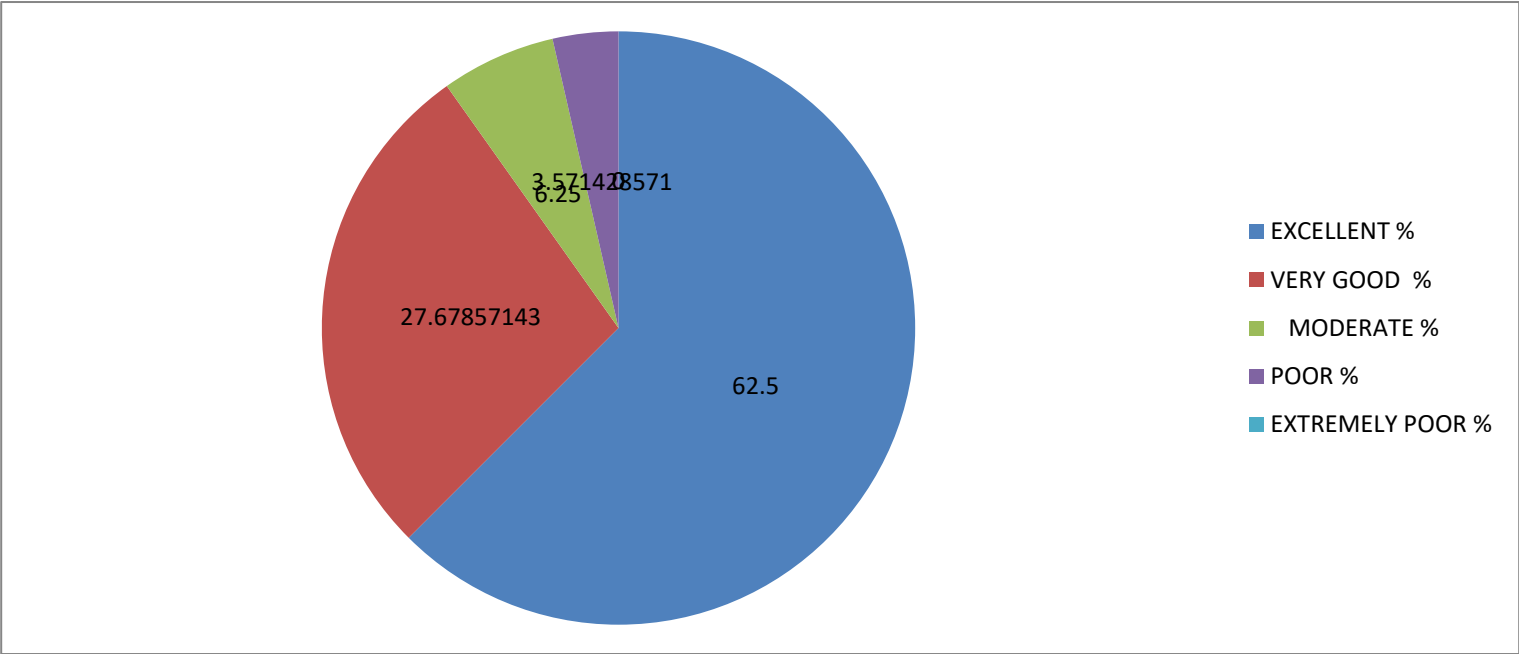
5.Applicability/relevance to real life situations

NO OF STUDENTS	EXCELLENT	VERY GOOD	MODERATE	POOR	EXTREMELY POOR	EXCELLENT %	VERY GOOD %	MODERATE %	POOR %	EXTREMELY POOR %
112	72	24	12	4	0	64.28571429	21.42857143	10.71428571	3.57142857	0



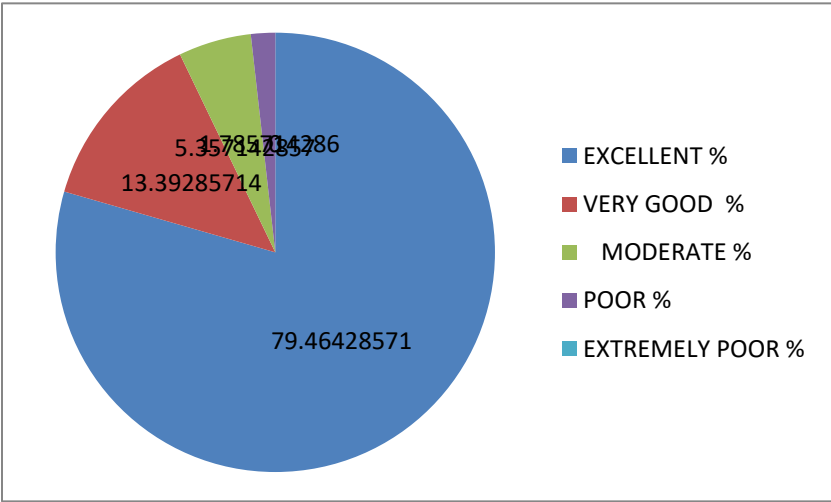
6.Depth of the course content

NO OF STUDENTS	EXCELLENT	VERY GOOD	MODERATE	POOR	EXTREMELY POOR	EXCELLENT %	VERY GOOD %	MODERATE %	POOR %	EXTREMELY POOR %
112	70	31	7	4	0	62.5	27.67857143	6.25	3.571428571	0



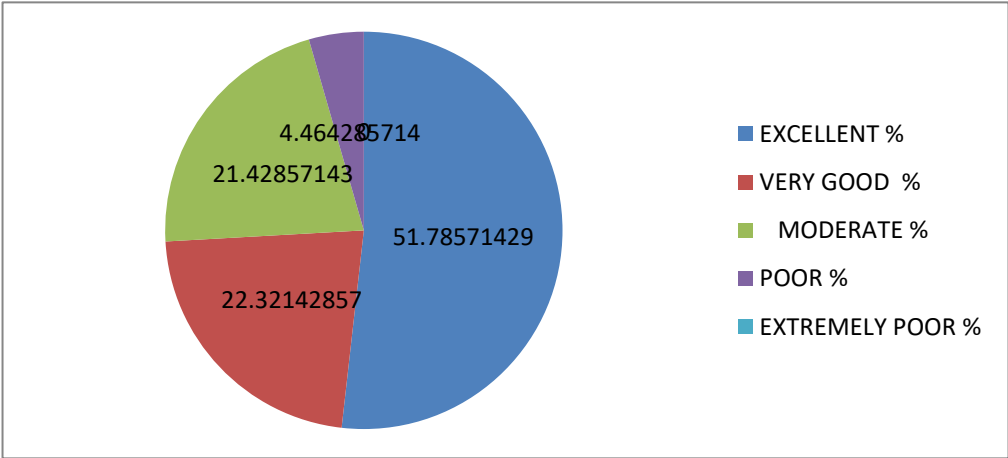
7.Extent of coverage of course

NO OF STUDENTS	EXCELLENT	VERY GOOD	MODERATE	POOR	EXTREMELY POOR	EXCELLENT %	VERY GOOD %	MODERATE %	POOR %	EXTREMELY POOR %
112	89	15	6	2	0	79.46428571	13.39285714	5.35714286	1.78571429	0



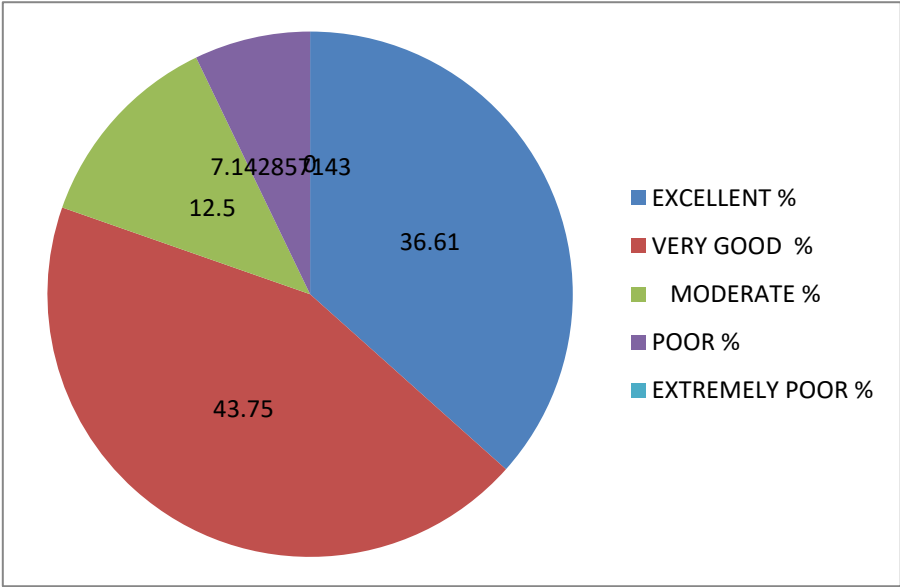
8.Extent of effort required by students

NO OF STUDENTS	EXCELLENT	VERY GOOD	MODERATE	POOR	EXTREMELY POOR	EXCELLENT %	VERY GOOD %	MODERATE %	POOR %	EXTREMELY POOR %
112	58	25	24	5	0	51.78571429	22.32142857	21.42857143	4.46428571	0



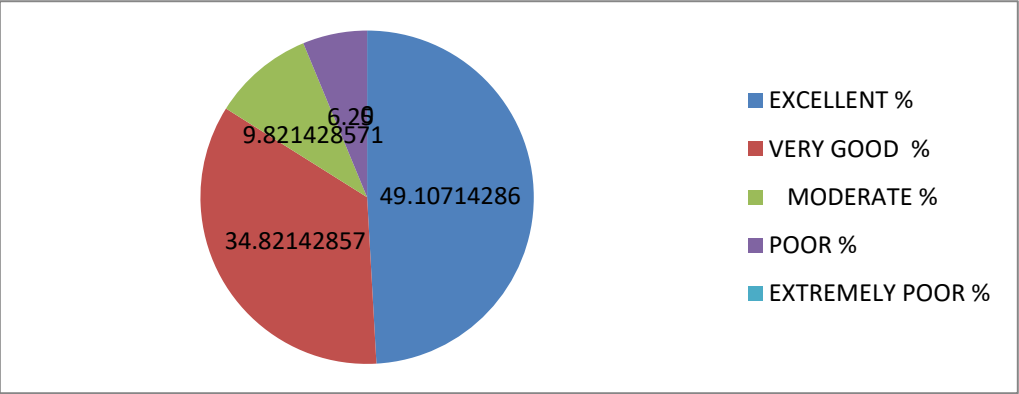
9.Relevance/learning value of project/ report

NO OF STUDENTS	EXCELLENT	VERY GOOD	MODERATE	POOR	EXTREMELY POOR	EXCELLENT %	VERY GOOD %	MODERATE %	POOR %	EXTREMELY POOR %
112	41	49	14	8	0	36.61	43.75	12.5	7.142857143	0



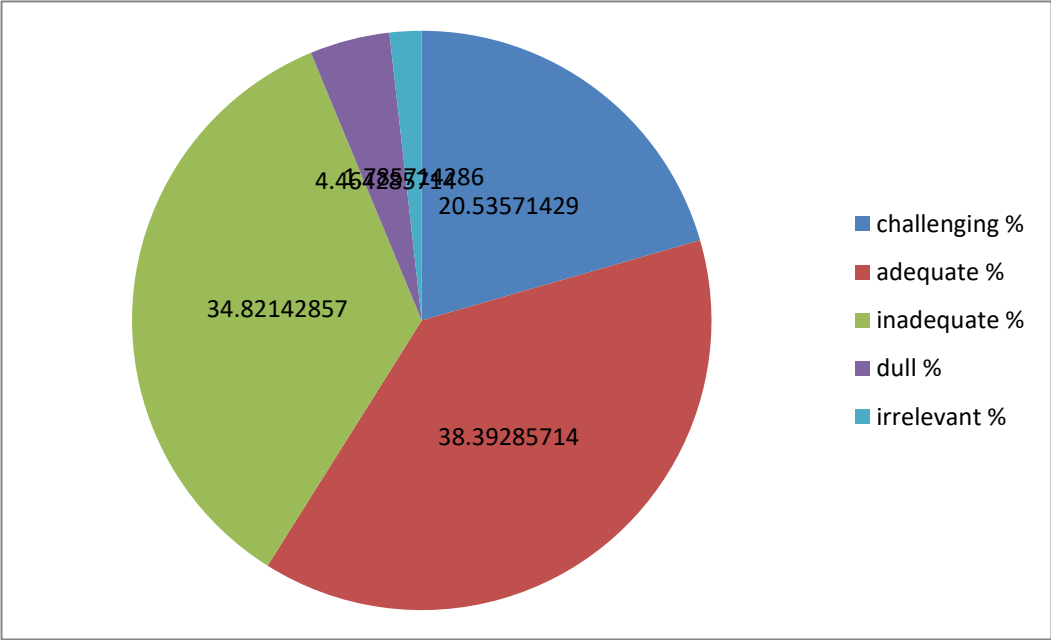
10.Overall rating

NO OF STUDENTS	EXCELLENT	VERY GOOD	MODERATE	POOR	EXTREMELY POOR	EXCELLENT %	VERY GOOD %	MODERATE %	POOR %	EXTREMELY POOR %
112	55	39	11	7	0	49.10714286	34.82142857	9.821428571	6.25	0



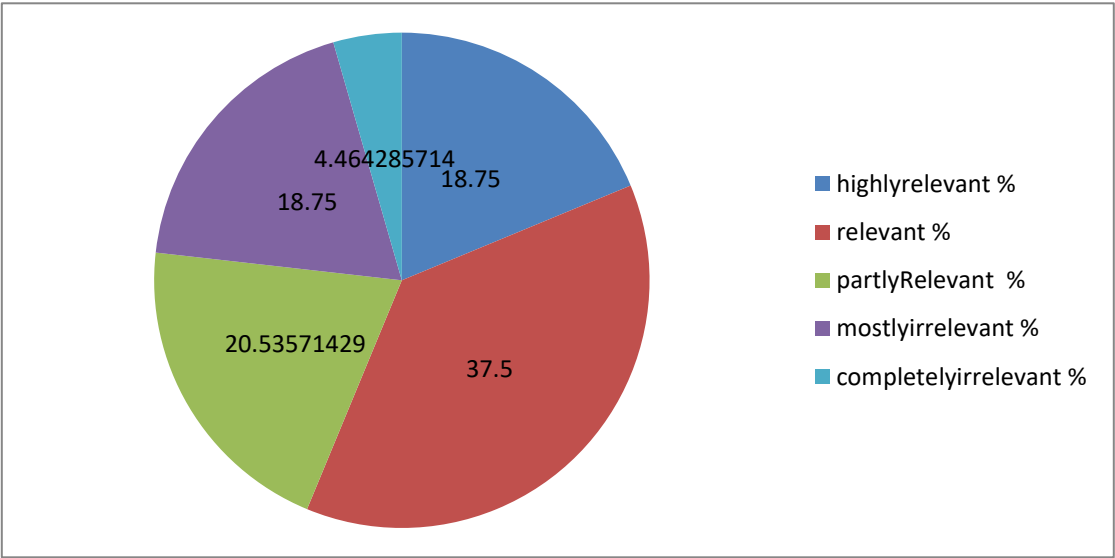
11. The syllabus was :

NO OF STUDENTS	challenging	adequate	inadequate	dull	irrelevant	challenging %	adequate %	inadequate %	dull %	irrelevant %
112	23	43	39	5	2	20.53571429	38.39285714	34.82142857	4.464285714	1.785714286



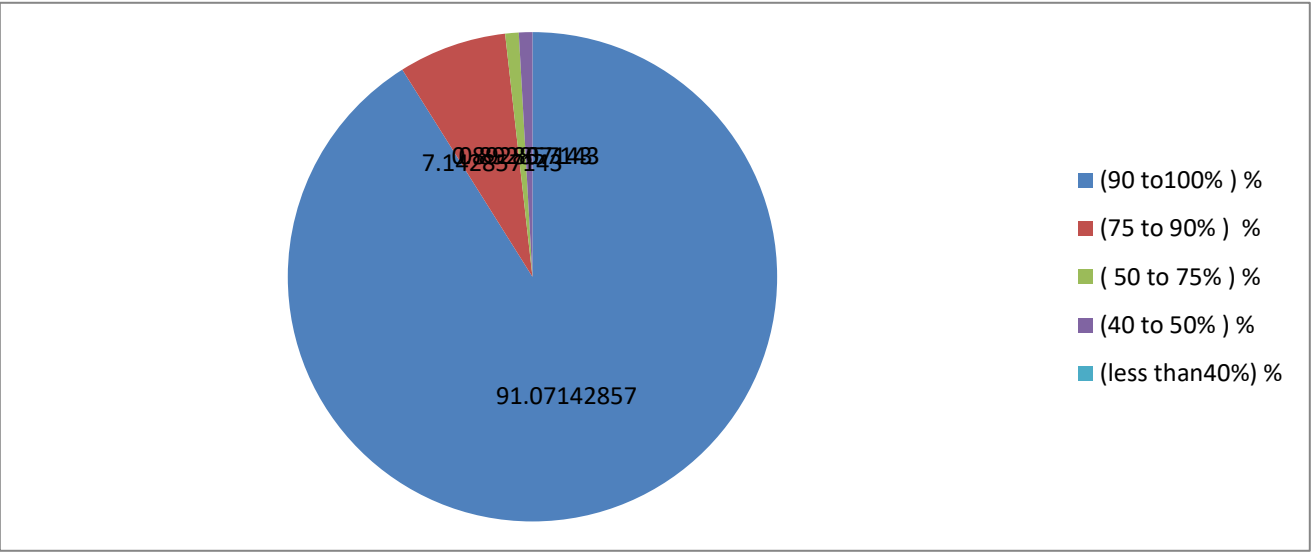
12. Your background for benefiting from the course was:

NO OF STUDENTS	highlyrelevant	partlyRelevant	mostlyirrelevant	completelyirrelevant	highlyrelevant %	relevant %	partlyRelevant %	mostlyirrelevant %	completelyirrelevant %	
112	21	42	23	21	5	18.75	37.5	20.53571429	18.75	4.464285714



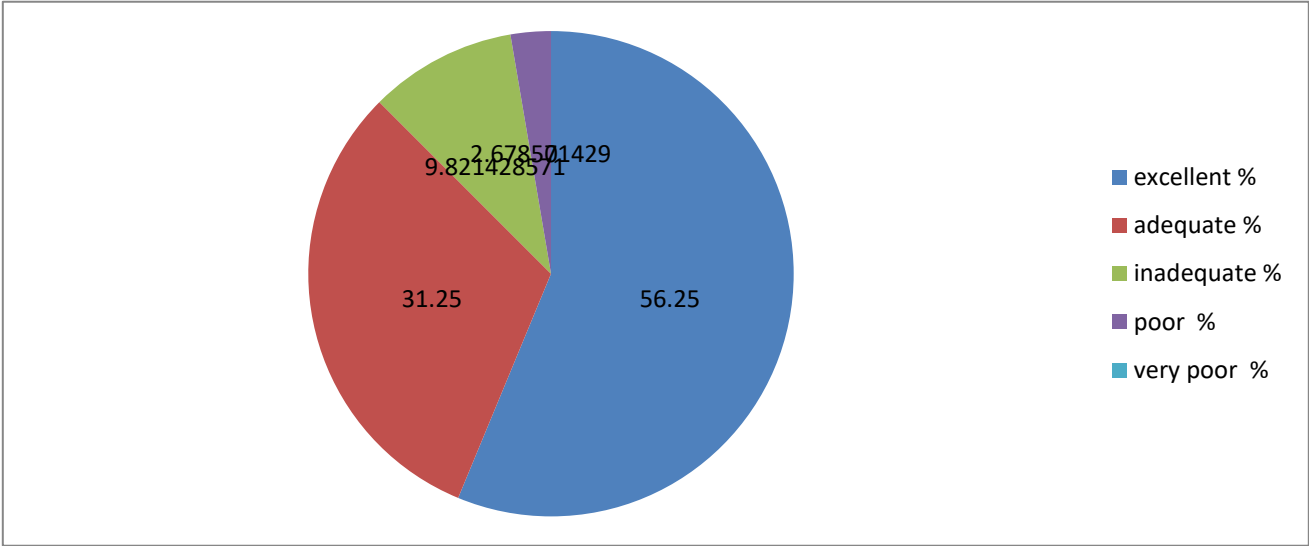
13 How much of the syllabus was taught in class?

NO OF STUDENTS	90 to100%	75 to 90%	50 to 75%	40 to 50%	less than40%	(90 to100%) %	(75 to 90%) %	(50 to 75%) %	(40 to 50%) %	(less than40%) %
112	102	8	1	1	0	91.07142857	7.142857143	0.892857143	0.892857143	0



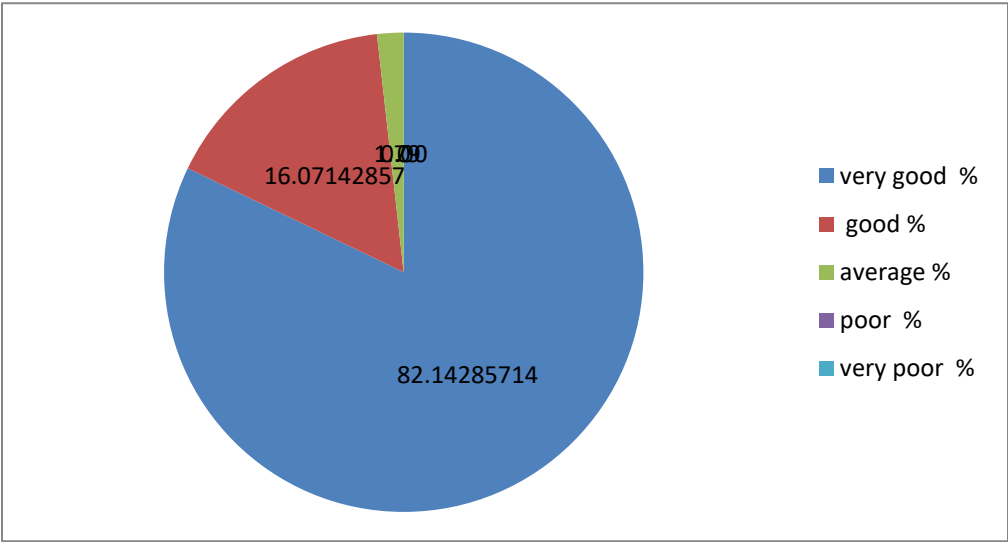
14. What is your opinion about the library holdings for the course?

NO OF STUDENTS	excellent	adequate	inadequate	poor	very poor	excellent %	adequate %	inadequate %	poor %	very poor %
112	63	35	11	3	0	56.25	31.25	9.821428571	2.678571429	0



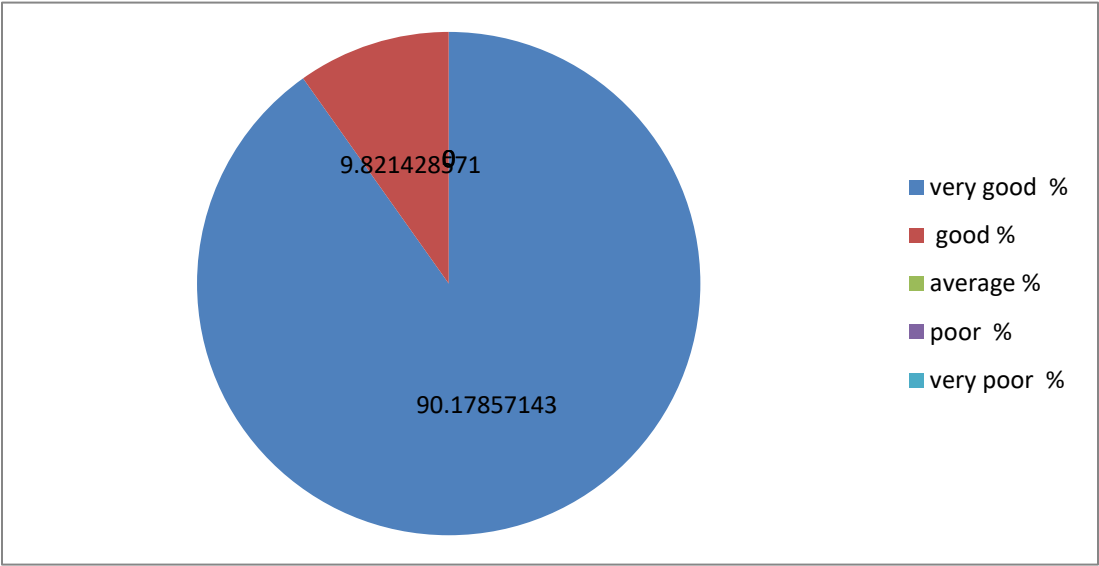
15.Were you able to get the prescribed readings?

NO OF STUDENTS	very good	good	average	poor	very poor	very good %	good %	average %	poor %	very poor %
112	92	18	2	0	0	82.14285714	16.07142857	1.79	0.00	0



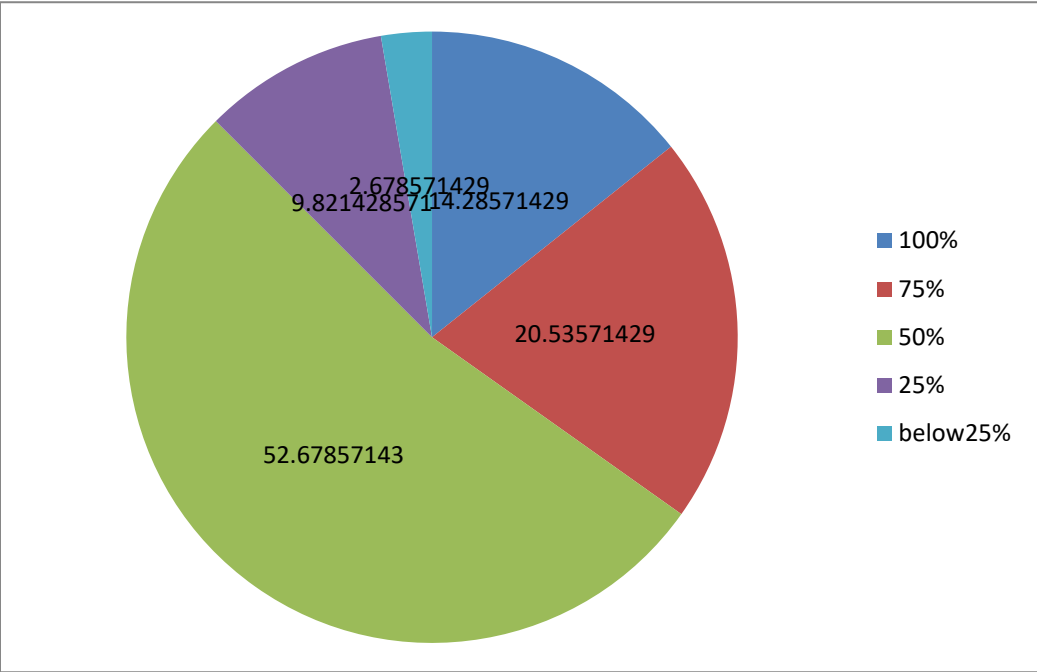
16.The internal evaluation system
as it exists is...

NO OF STUDENTS	very good	good	average	poor	very poor	very good %	good %	average %	poor %	very poor %
112	101	11	0	0	0	90.17857143	9.821428571	0	0	0



17. In your opinion, how much of the total weightage of a course should the internal assessment account for?

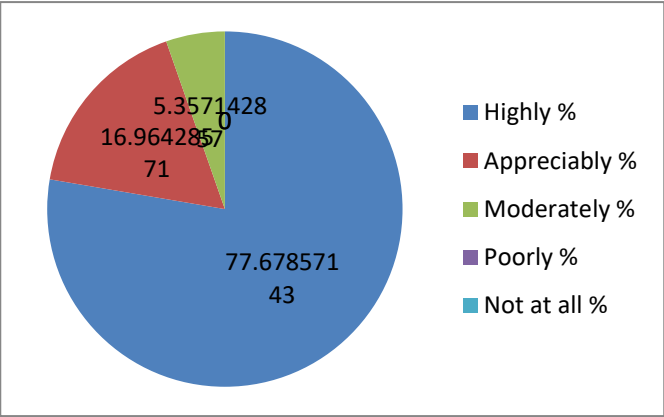
NO OF STUDENTS	100%	75%	50%	25%	below25%	100%	75%	50%	25%	below25%
112	16	23	59	11	3	14.28571429	20.53571429	52.67857143	9.82142857	2.678571429



18. Is the internal assessment system conducive to

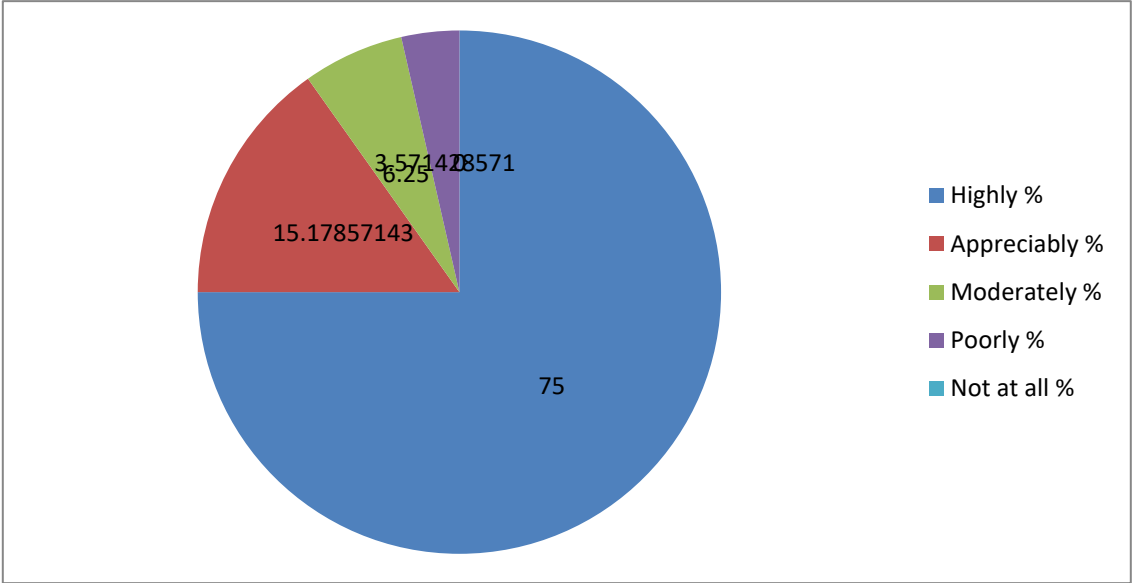
1.Understanding the course

NO OF STUDENTS	Highly	Appr eciably	Moderately	Poorly	Not at all	Highly %	Apprec iably %	Moderat ely %	Poorly %	Not at all %
112	87	19	6	0	0	77.678571 43	16.96428 571	5.3571428 57	0	0



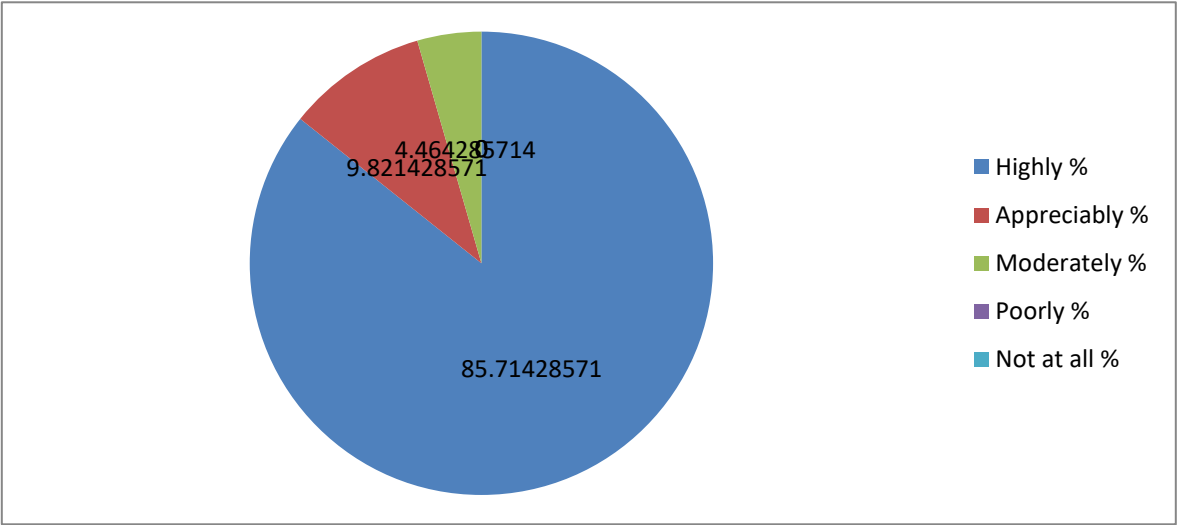
2.Early discovery of difficulties

NO OF STUDENTS	Highly	Appreciably	Moderately	Poorly	Not at all	Highly %	Appreciably %	Moderately %	Poorly %	Not at all %
112	84	17	7	4	0	75	15.17857143	6.25	3.571428571	0



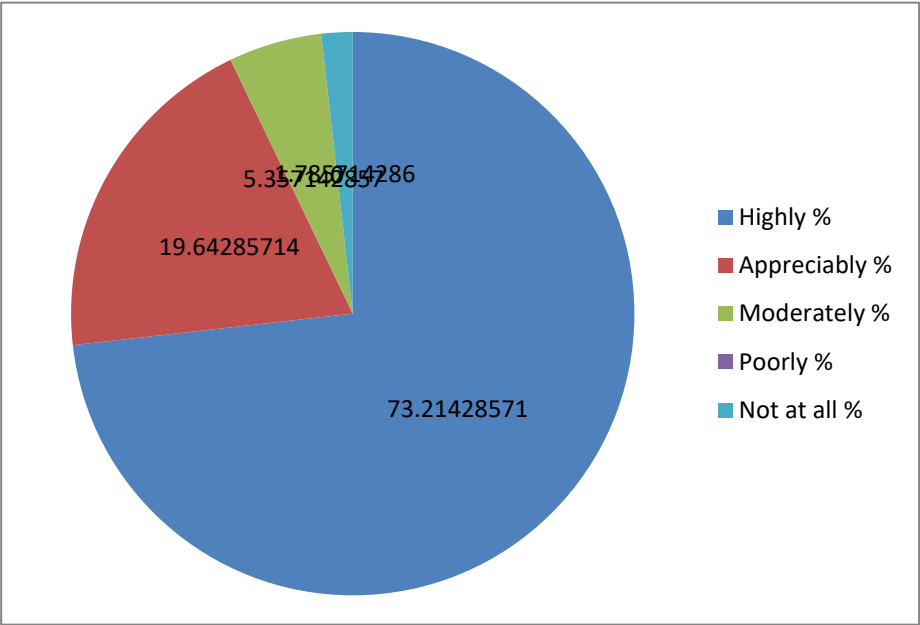
3.Interaction with the teacher

NO OF STUDENTS	Highly	Appreciably	Moderately	Poorly	Not at all	Highly %	Appreciably %	Moderately %	Poorly %	Not at all %
112	96	11	5	0	0	85.71428571	9.821428571	4.464285714	0	0



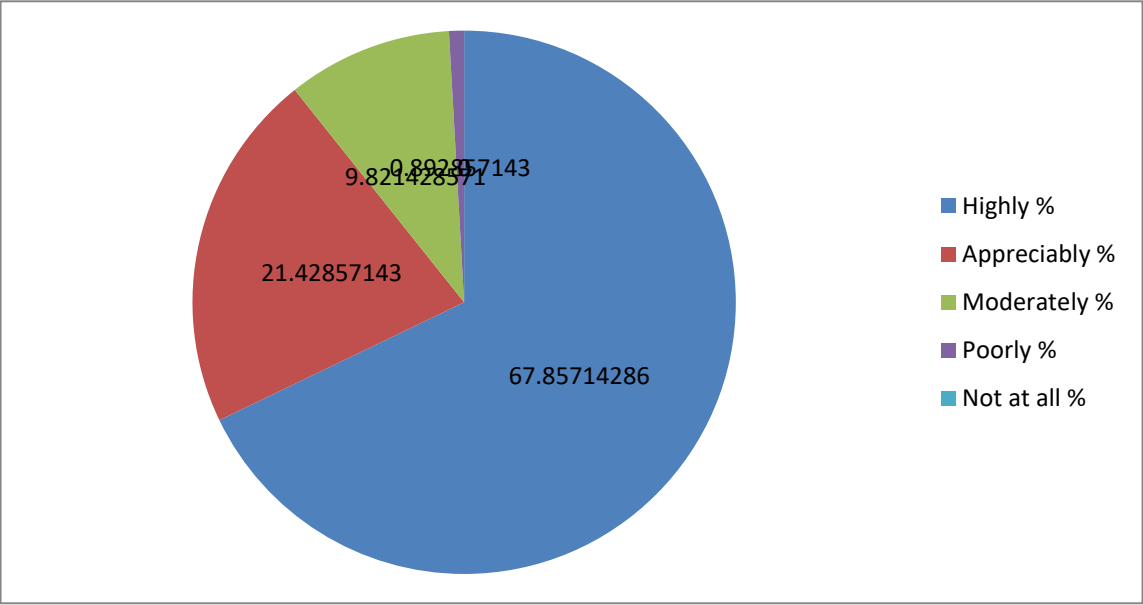
4.regular work

NO OF STUDENTS	Highly	Appr eciably	Moderately	Poorly	Not at all	Highly %	Apprec iably %	Moderat ely %	Poorly %	Not at all %
112	82	22	6	0	2	73.21428571	19.64285714	5.357142857	0	1.785714286



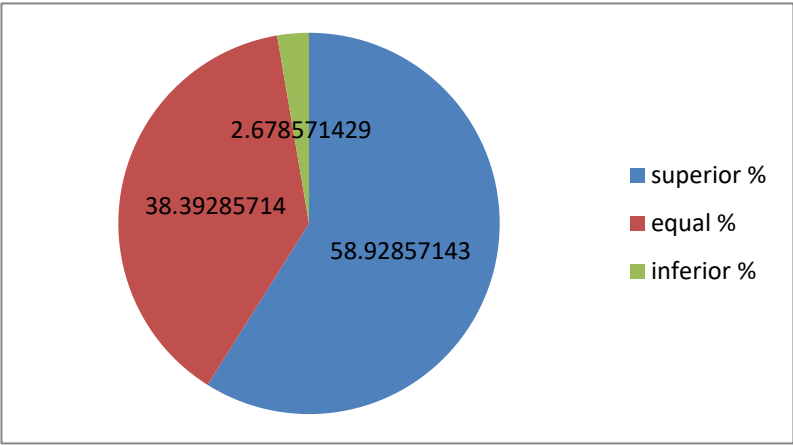
5.continuous self assessment

NO OF STUDENTS	Highly	Appr eciably	Moderately	Poorly	Not at all	Highly %	Apprec iably %	Moderat ely %	Poorly %	Not at all %
112	76	24	11	1	0	67.85714286	21.42857143	9.821428571	0.892857143	0



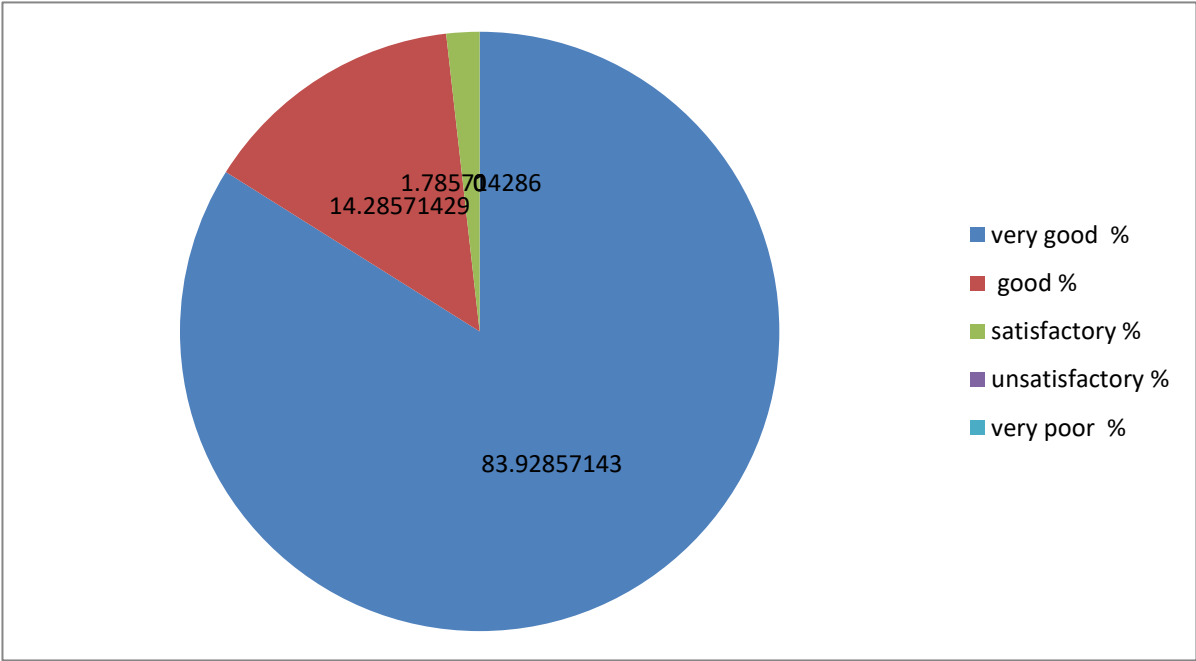
19. When you meet students who have taken a similar programme at other Universities do you feel that your programme is ?

NO OF STUDENTS	superior	equal	inferior	superior %	equal %	inferior %
112	66	43	3	58.92857143	38.39285714	2.678571429



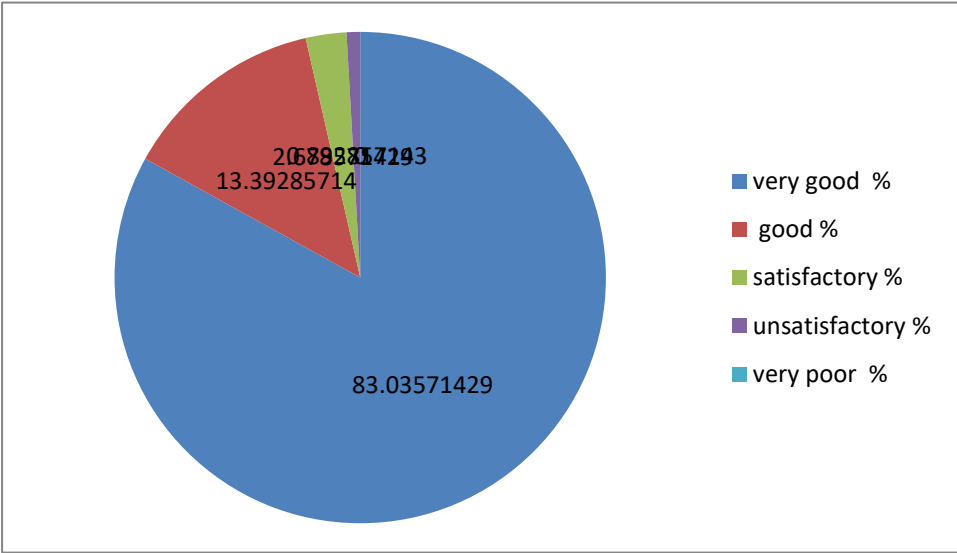
20 How do you rate the student-teacher relationship in theCollege as a whole?

NO OF STUDENTS	very good	good	satisfactory	unsatisfactory	very poor	very good %	good %	satisfactory %	unsatisfactory %	very poor %
112	94	16	2	0	0	83.92857143	14.28571429	1.785714286	0	0



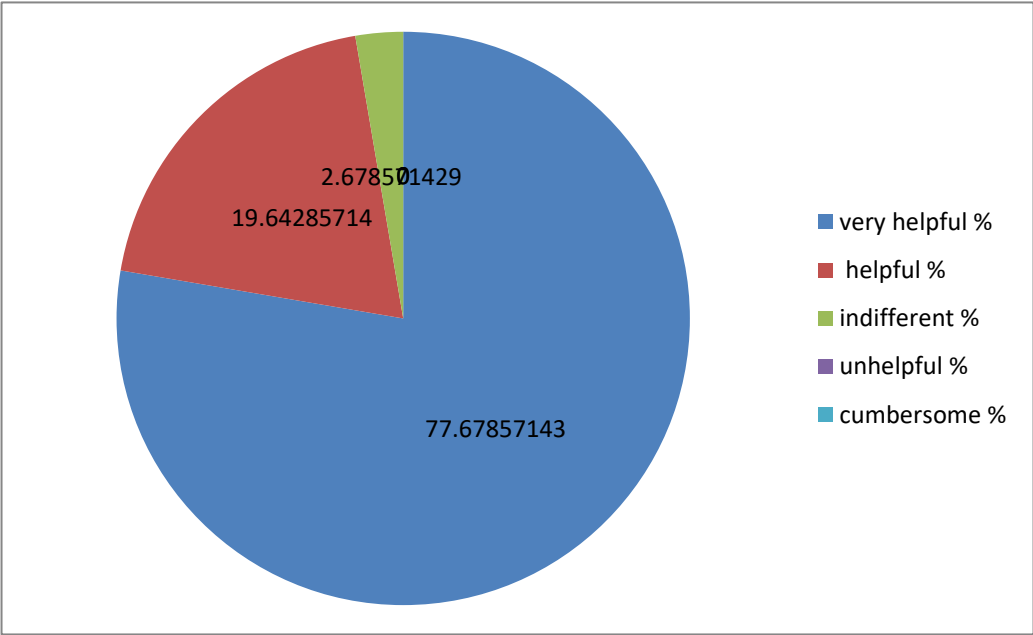
21 How do you rate the student-teacher relationship in your department?

NO OF STUDENTS	very good	good	satisfactory	unsatisfactory	very poor	very good %	good %	satisfactory %	unsatisfactory %	very poor %
112	93	15	3	1	0	83.03571429	13.39285714	2.67857143	0.89285714	0



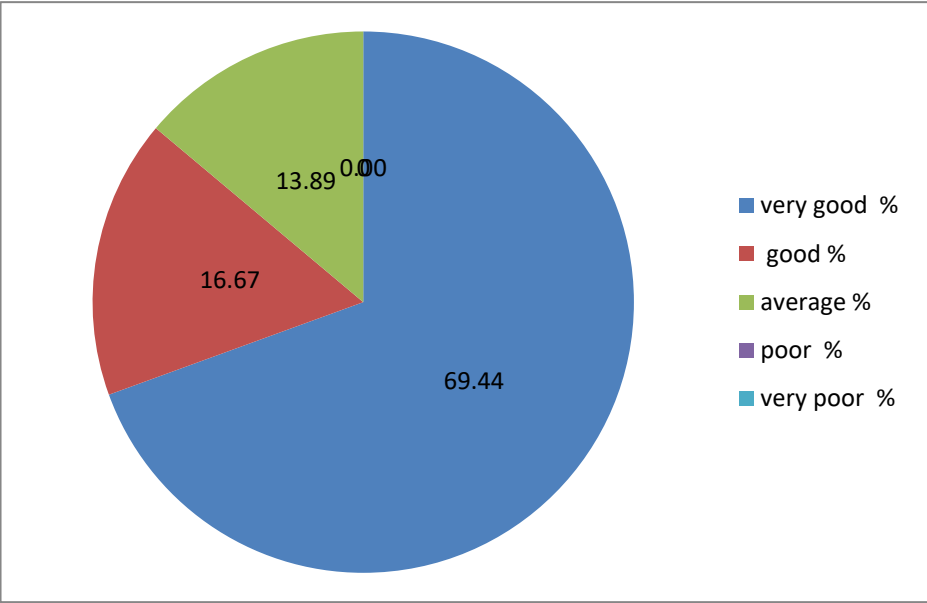
22. How do you find the College office?

NO OF STUDENTS	very helpful	helpful	indifferent	unhelpful	cumbersome	very helpful %	helpful %	indifferent %	unhelpful %	cumbersome %
112	87	22	3	0	0	77.67857143	19.64285714	2.67857143	0	0



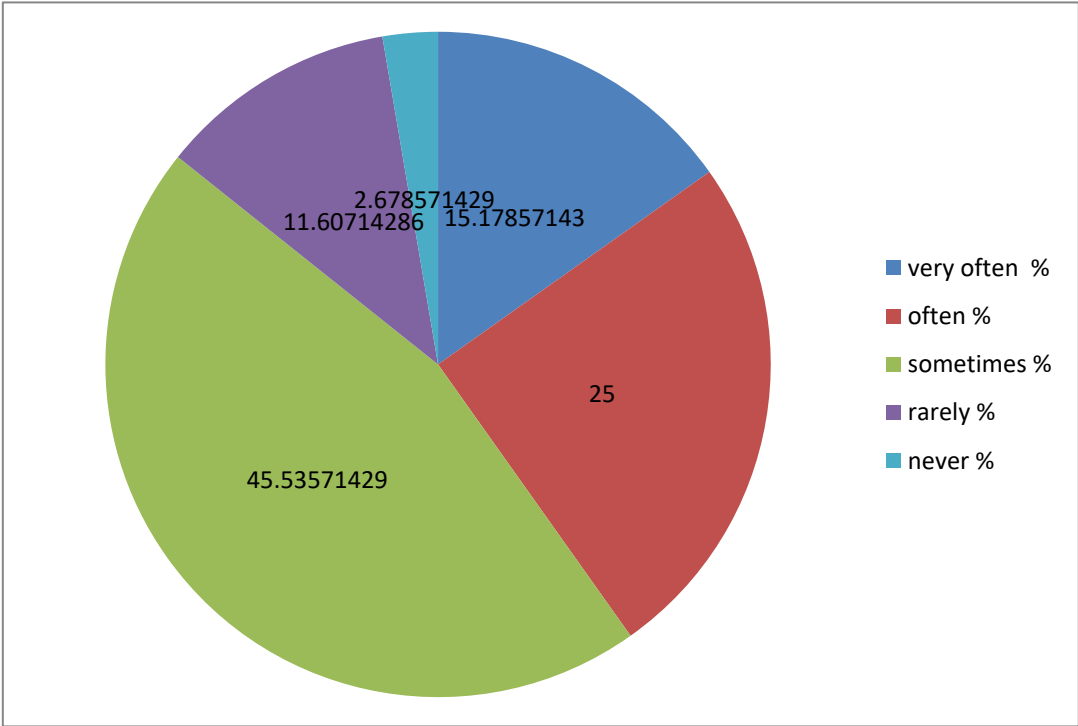
23 What is your rating on hostel facilities?

NO OF STUDENTS	very good	good	average	poor	very poor	very good %	good %	average %	poor %	very poor %
36	25	6	5	0	0	69.44	16.67	13.89	0	0.00



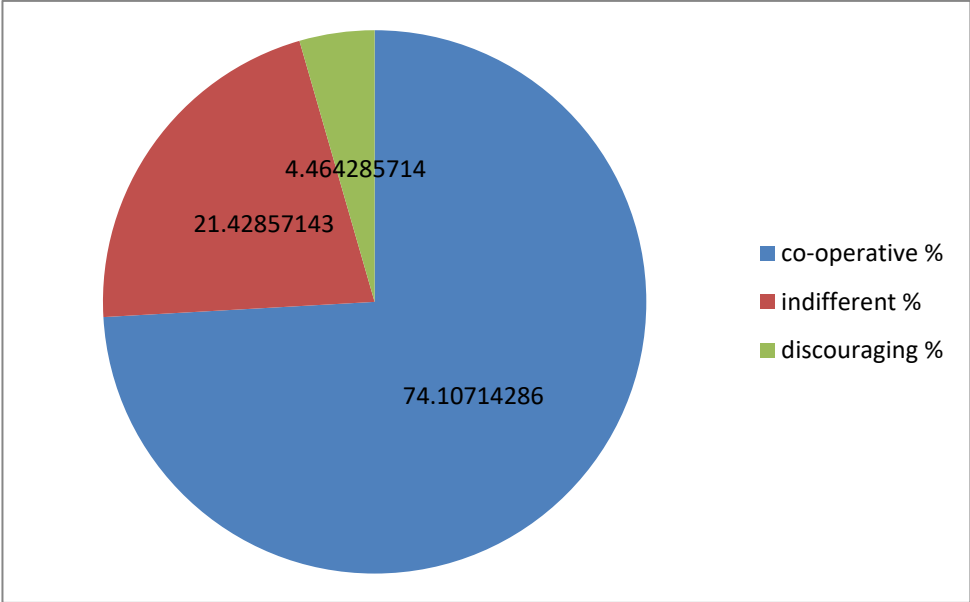
24 Did you participate in any of the extracurricular activities of the Department / College/ University?

NO OF STUDENTS	very often	ften	ometimes s	arely r	ever n	very often %	ften %	sometimes %	arely %	ver % ne
112	17	28	51	13	3	15.17857143	25	45.53571429	11.60714286	2.678571429



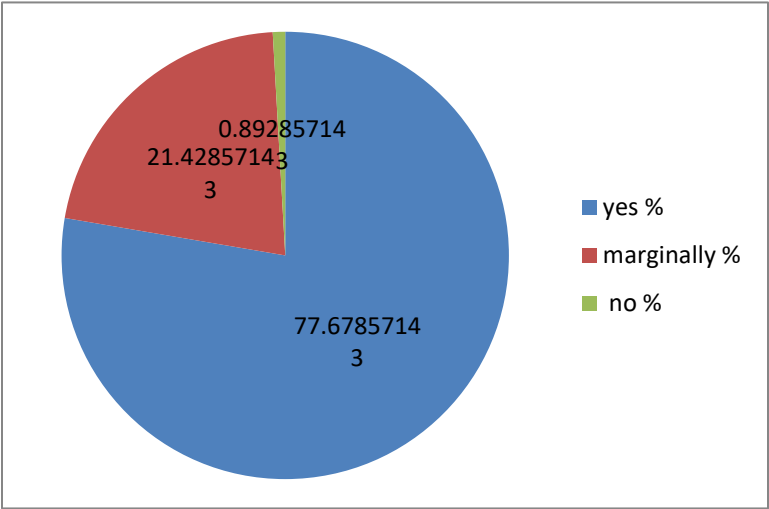
25 What was the attitude of teachers to extracurricular activities?

NO OF STUDENTS	co-operativ e	ind ifferent	discoura ging	co- operative %	indiffere nt %	disco uraging %
112	83	24	5	74.10714286	21.42857143	4.464285714



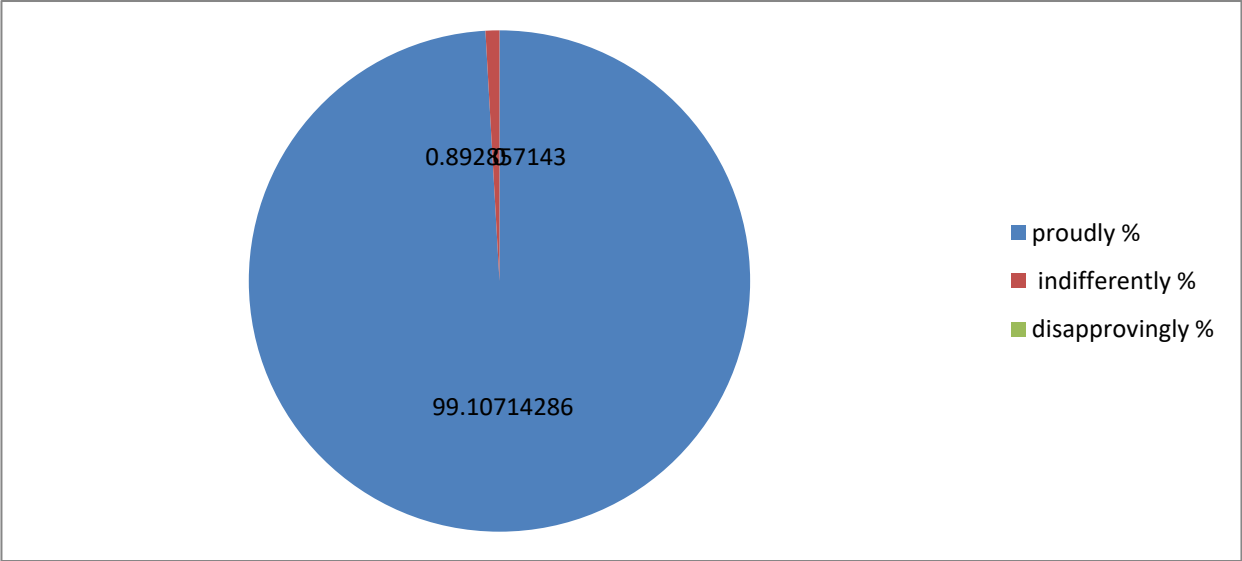
26 Has your time at the College been intellectually enriching?

NO OF STUDENTS	yes	marginally	no	yes %	marginally %	no %
112	87	24	1	77.67857143	21.42857143	0.89285714



27 After leaving the College how will you talk about it?

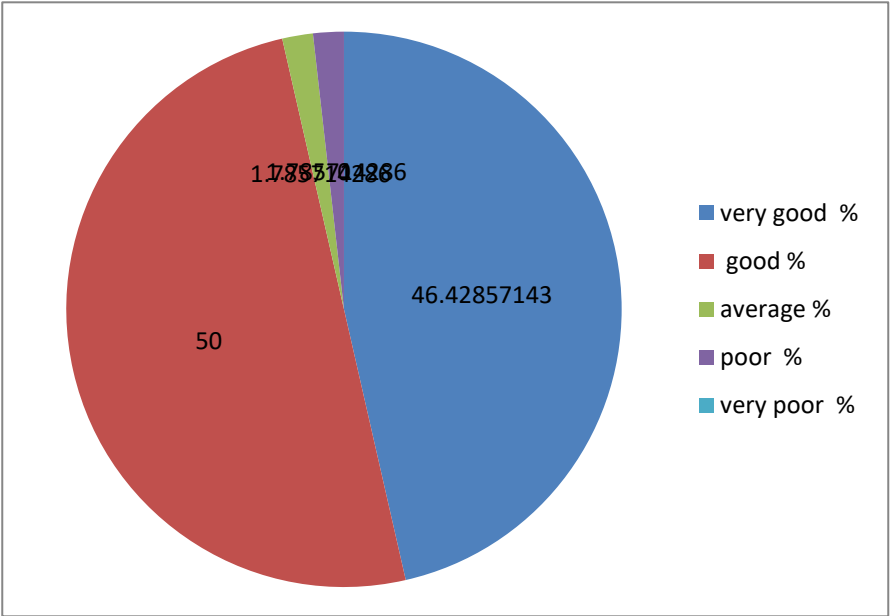
NO OF STUDENTS	proudly	indifferently	disapprovingly	proudly %	indifferently %	disapprovingly %
112	111	1	0	99.10714286	0.892857143	0



28 Overall Rating of the Programme

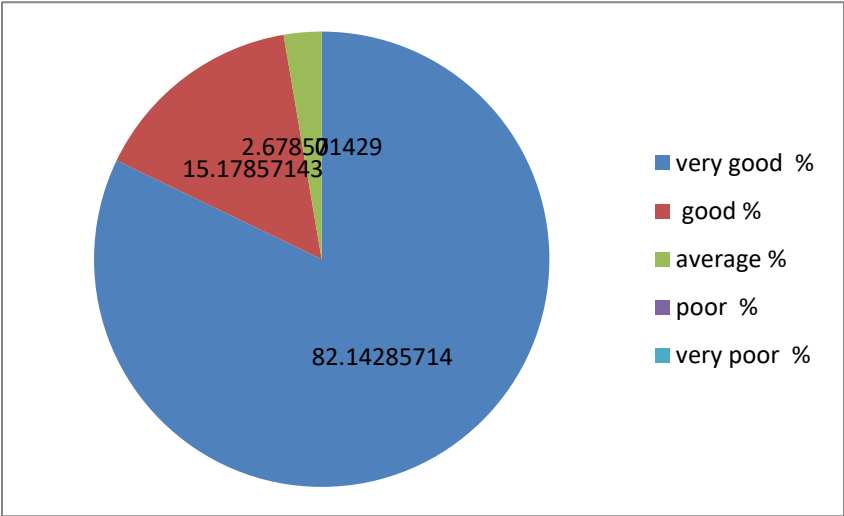
1. Academic content

NO OF STUDENTS	very good	good	average	poor	very poor	very good %	good %	average %	poor %	very poor %
112	52	56	2	2	0	46.42857143	50	1.785714286	1.785714286	0



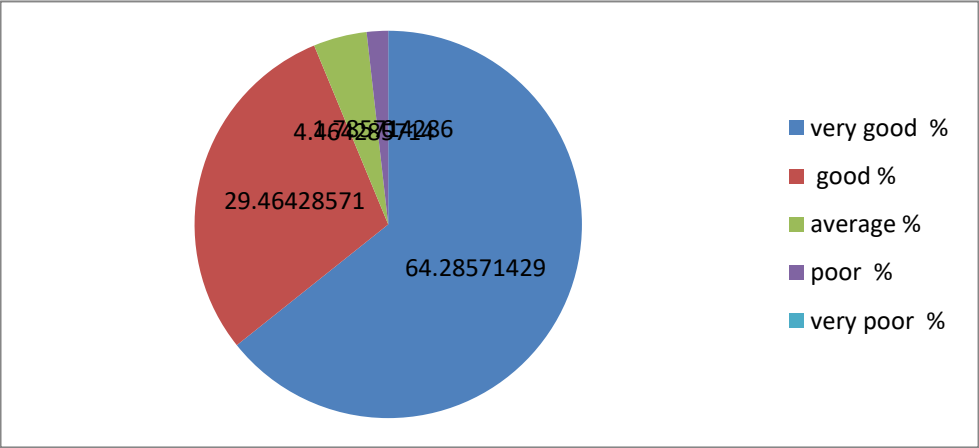
2.Fairness of evaluation

NO OF STUDENTS	very good	good	average	poor	very poor	very good %	good %	average %	poor %	very poor %
112	92	17	3	0	0	82.14285714	15.17857143	2.678571429	0	0



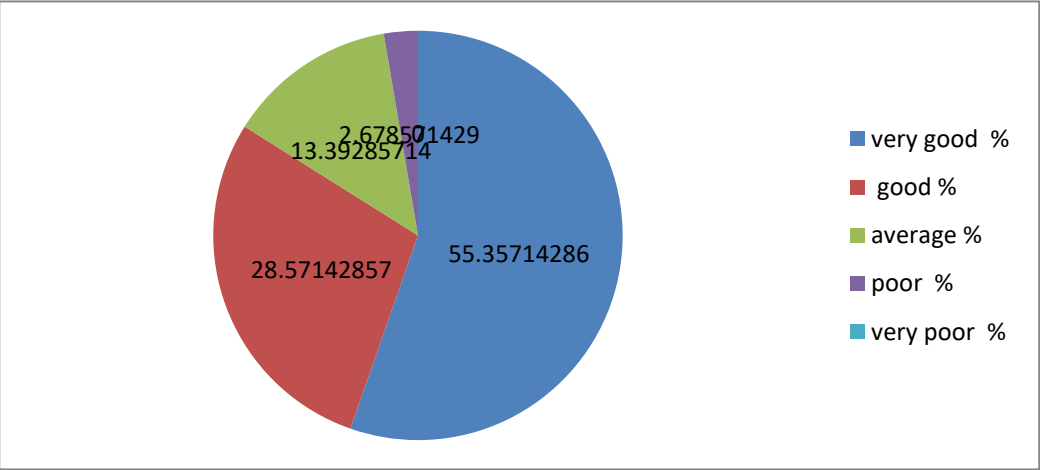
3.Interaction with
faculty

NO OF STUDENTS	very good	good	average	poor	very poor	very good %	good %	average %	poor %	very poor %
112	72	33	5	2	0	64.28571429	29.46428571	4.464285714	1.785714286	0



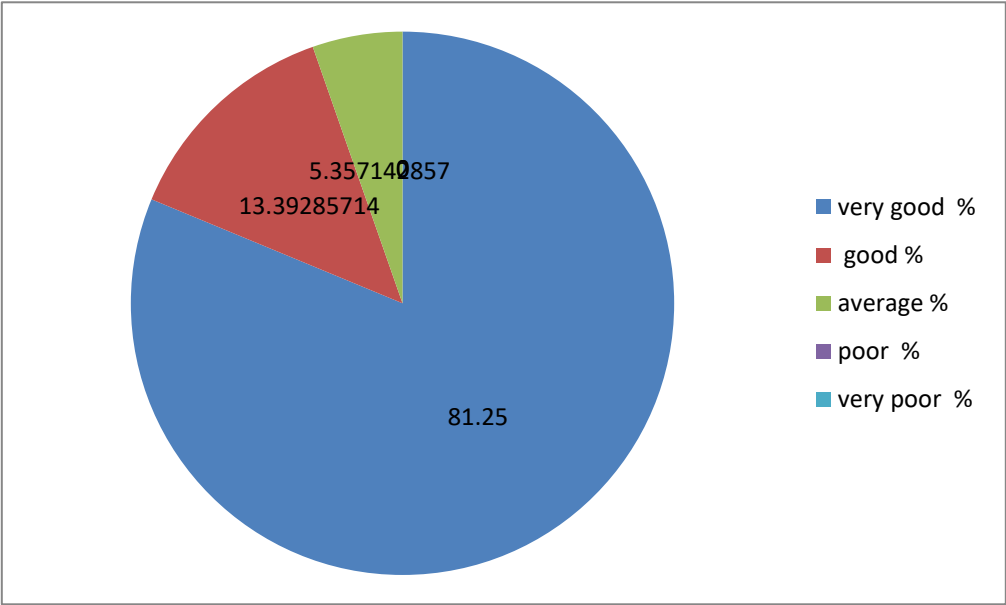
4.Interaction with administration

NO OF STUDENTS	very good	good	average	poor	very poor	very good %	good %	average %	poor %	very poor %
112	62	32	15	3	0	55.35714286	28.57142857	13.39285714	2.678571429	0



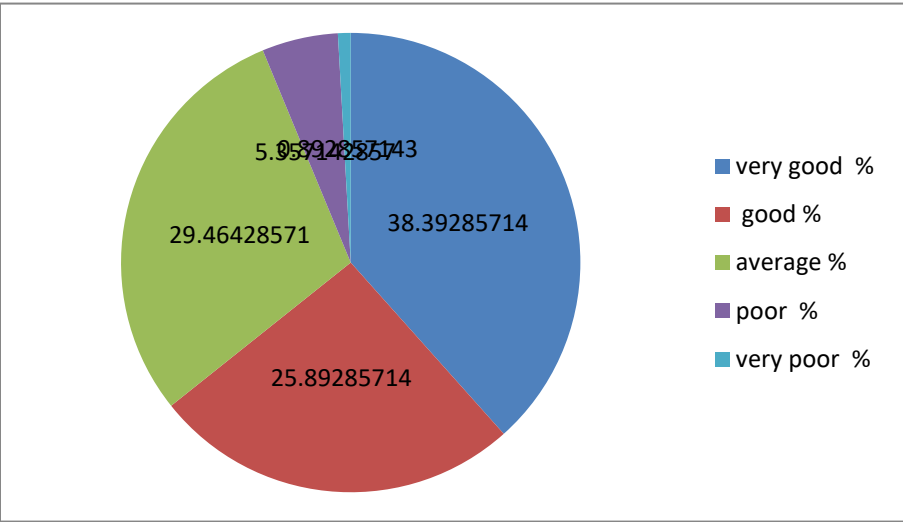
5.Library facilities

NO OF STUDENTS	very good	good	average	poor	very poor	very good %	good %	average %	poor %	very poor %
112	91	15	6	0	0	81.25	13.39285714	5.357142857	0	0



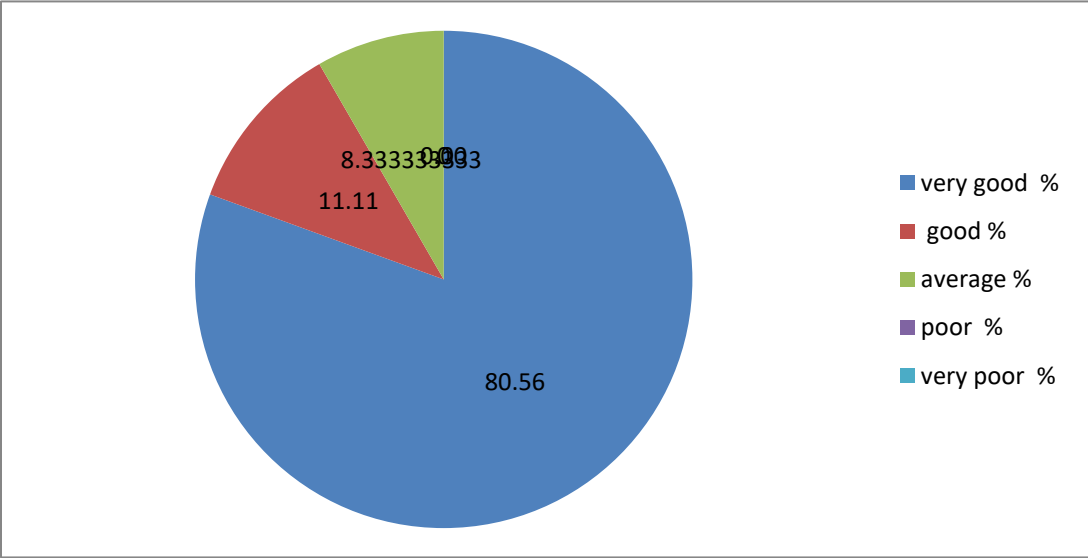
6. Labs/Computer facilities

NO OF STUDENTS	very good	good	average	poor	very poor	very good %	good %	average %	poor %	very poor %
112	43	29	33	6	1	38.39285714	25.89285714	29.46428571	5.357142857	0.892857143



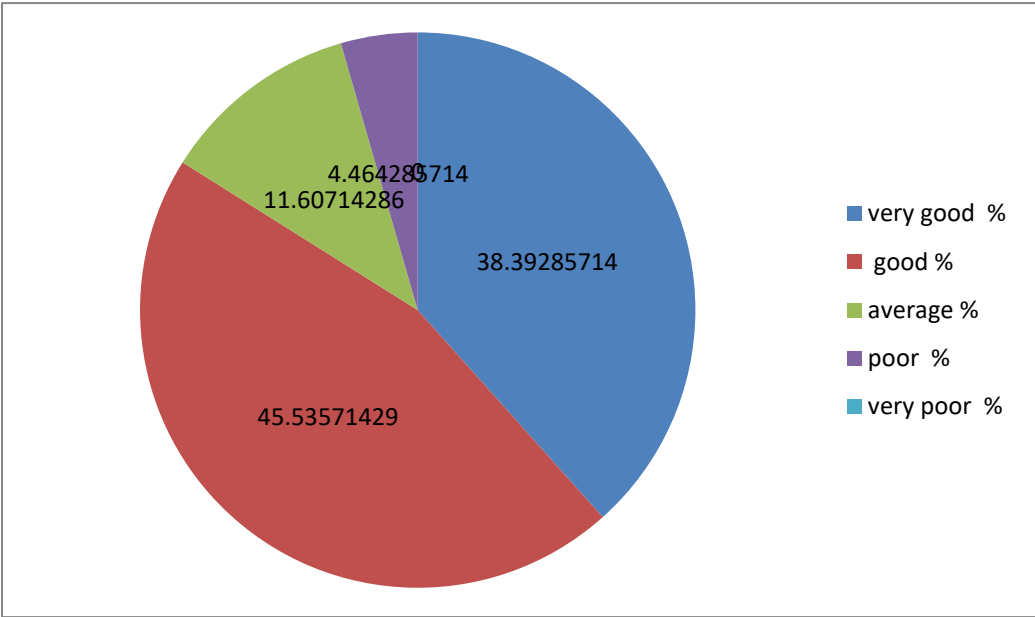
7.Hostel facilities

NO OF STUDENTS	very good	good	average	poor	very poor	very good %	good %	average %	poor %	very poor %
36	29	4	3	0	0	80.56	11.11	8.333333333	0	0.00



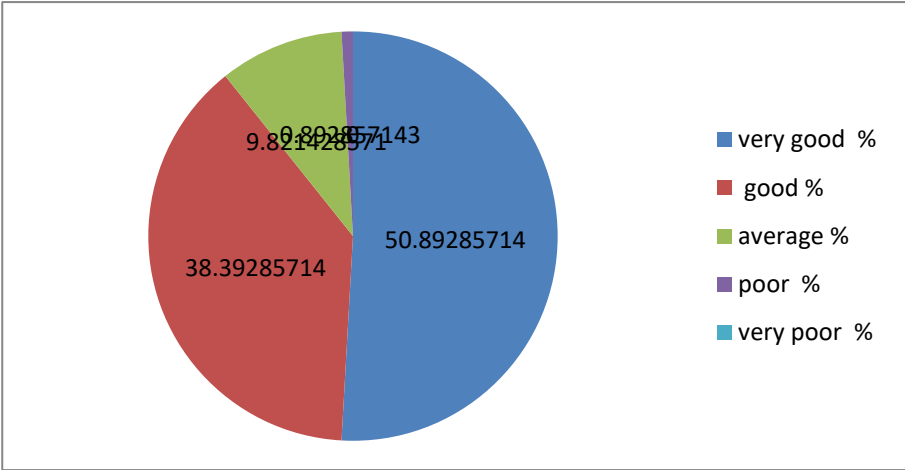
8.Extra-curricular activities

NO OF STUDENTS	very good	good	average	poor	very poor	very good %	good %	average %	poor %	very poor %
112	43	51	13	5	0	38.39285714	45.53571429	11.60714286	4.46428571	0



9.Sports facilities

NO OF STUDENTS	very good	good	average	poor	very poor	very good %	good %	average %	poor %	very poor %
112	57	43	11	1	0	50.89285714	38.39285714	9.821428571	0.892857143	0



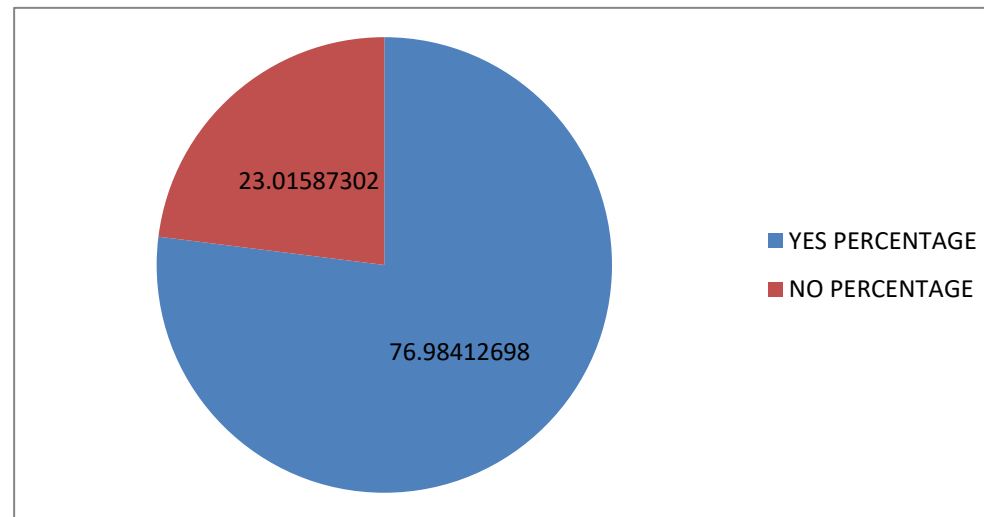


SRI BHUVANENDRA COLLEGE - KARKALA

2018-19 STUDENTS FEED BACK

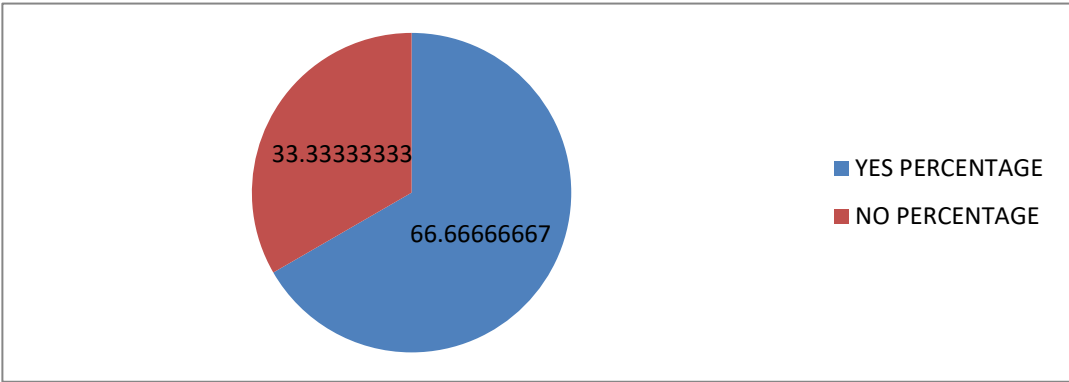
1. Whether a test had been conducted to find out your basic knowledge of the subject when you came into the course?

NO OF STUDENTS	YES	NO	YES PERCENTAGE	NO PERCENTAGE
126	97	29	76.98412698	23.01587302



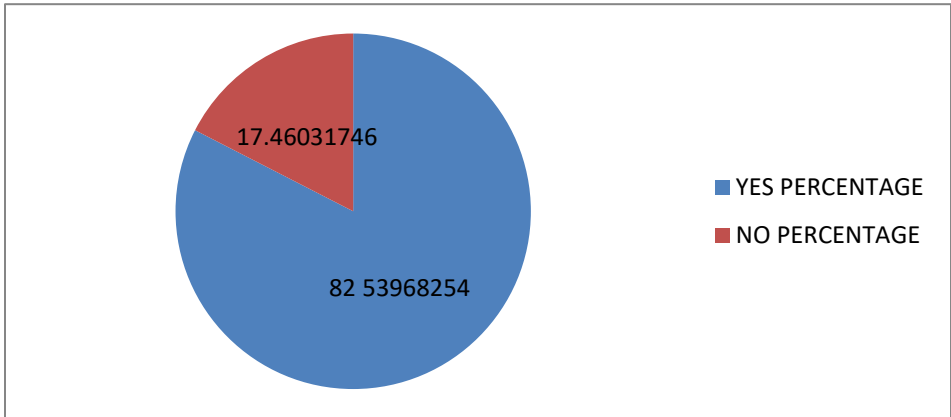
2. Whether Foundation course/ Bridge course/Orientation Course had been conducted?

NO OF STUDENTS	YES	NO	YES PERCENTAGE	NO PERCENTAGE
126	84	42	66.66666667	33.33333333



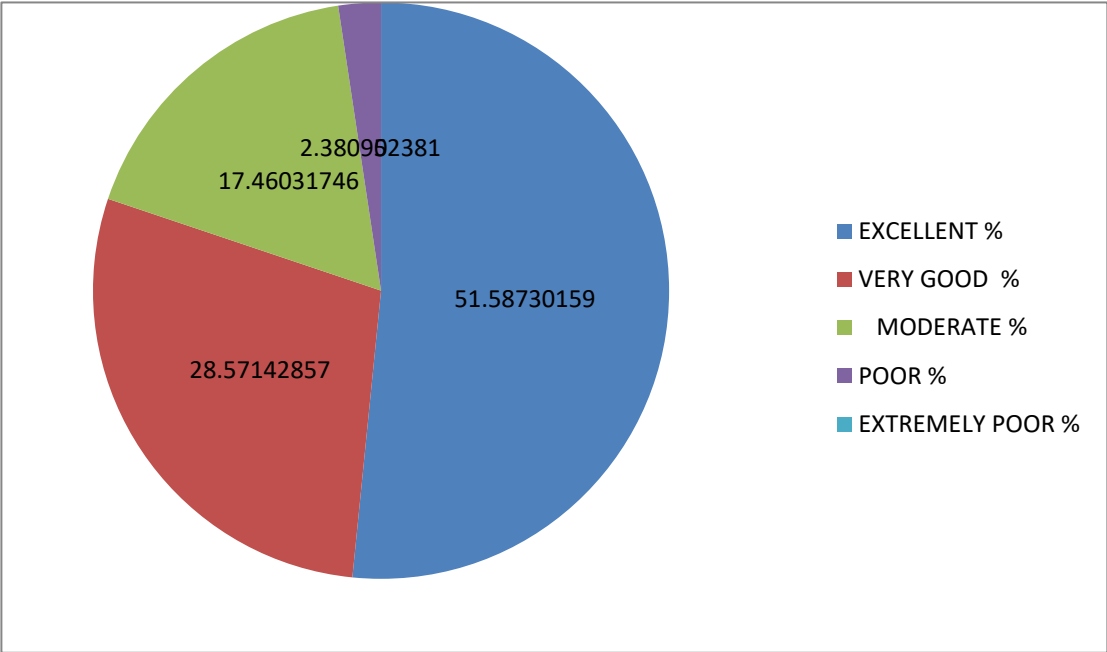
3. Whether aims and objectives of the syllabus were defined to you by the department:

NO OF STUDENTS	YES	NO	YES PERCENTAGE	NO PERCENTAGE
126	104	22	82.53968254	17.46031746



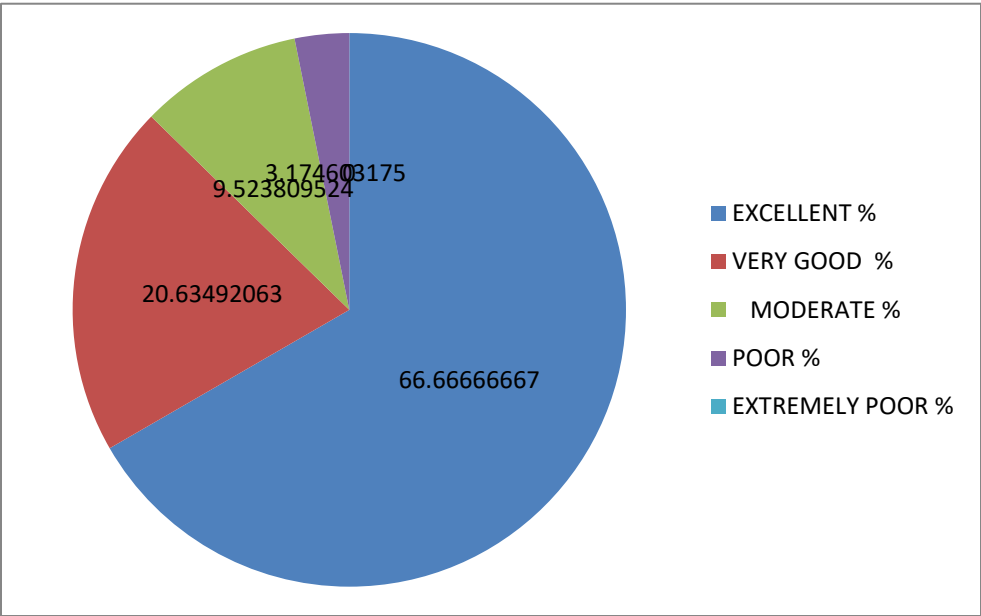
4.Learning value (in terms of skills, concepts, knowledge, analytical abilities, or broadening perspectives)

NO OF STUDENTS	EXCELLENT	VERY GOOD	MODERATE	POOR	EXTREMELY POOR	EXCELLENT %	VERY GOOD %	MODERATE %	POOR %
126	65	36	22	3	0	51.58730159	28.57142857	17.46031746	2.380952381



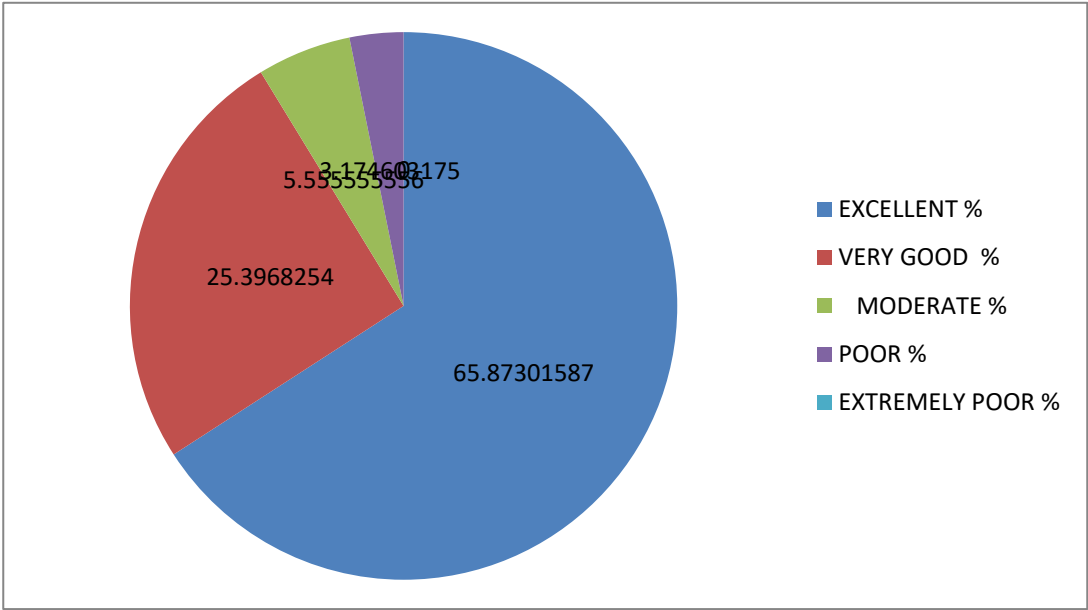
5.Applicability/relevance to real life situations

NO OF STUDENTS	EXCELLENT	VERY GOOD	MODERATE	POOR	EXTREMELY POOR	EXCELLENT %	VERY GOOD %	MODERATE %	POOR %
126	84	26	12	4	0	66.6666667	20.63492063	9.523809524	3.174603175



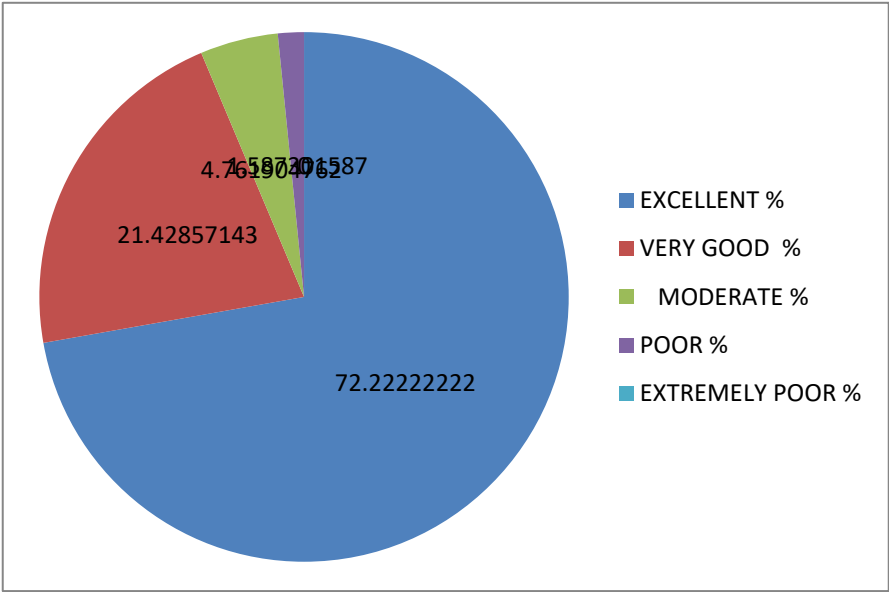
6.Depth of the course content

NO OF STUDENTS	EXCELLENT	VERY GOOD	MODERATE	POOR	EXTREMELY POOR	EXCELLENT %	VERY GOOD %	MODERATE %	POOR %
126	83	32	7	4	0	65.87301587	25.3968254	5.555555556	3.174603175



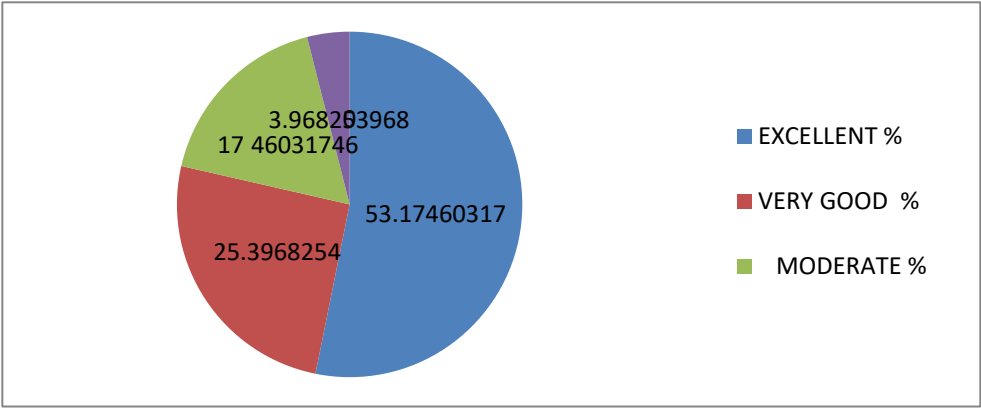
7.Extent of coverage of course

NO OF STUDENTS	EXCELLENT	VERY GOOD	MODERATE	POOR	EXTREMELY POOR	EXCELLENT %	VERY GOOD %	MODERATE %	POOR %
126	91	27	6	2	0	72.22222222	21.42857143	4.761904762	1.587301587



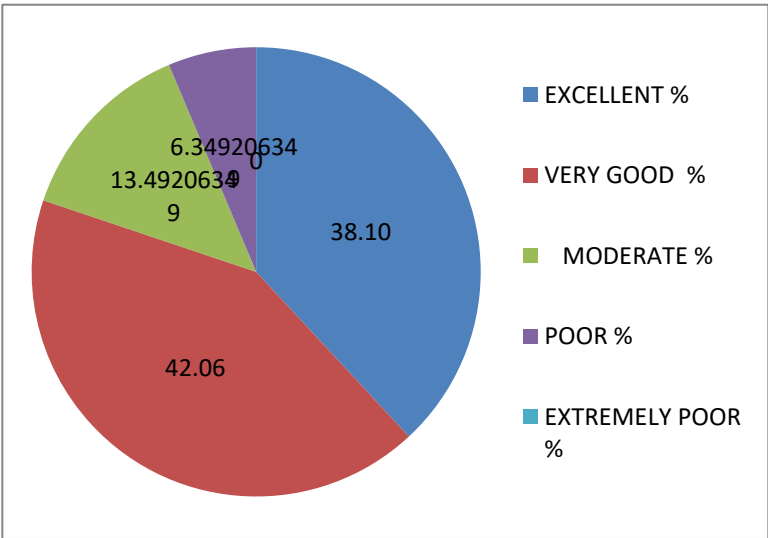
8.Extent of effort required by students

NO OF STUDENTS	EXCELLENT	VERY GOOD	MODERATE	POOR	EXTREMELY POOR	EXCELLENT %	VERY GOOD %	MODERATE %	POOR %
126	67	32	22	5	0	53.17460317	25.3968254	17.46031746	3.968253968



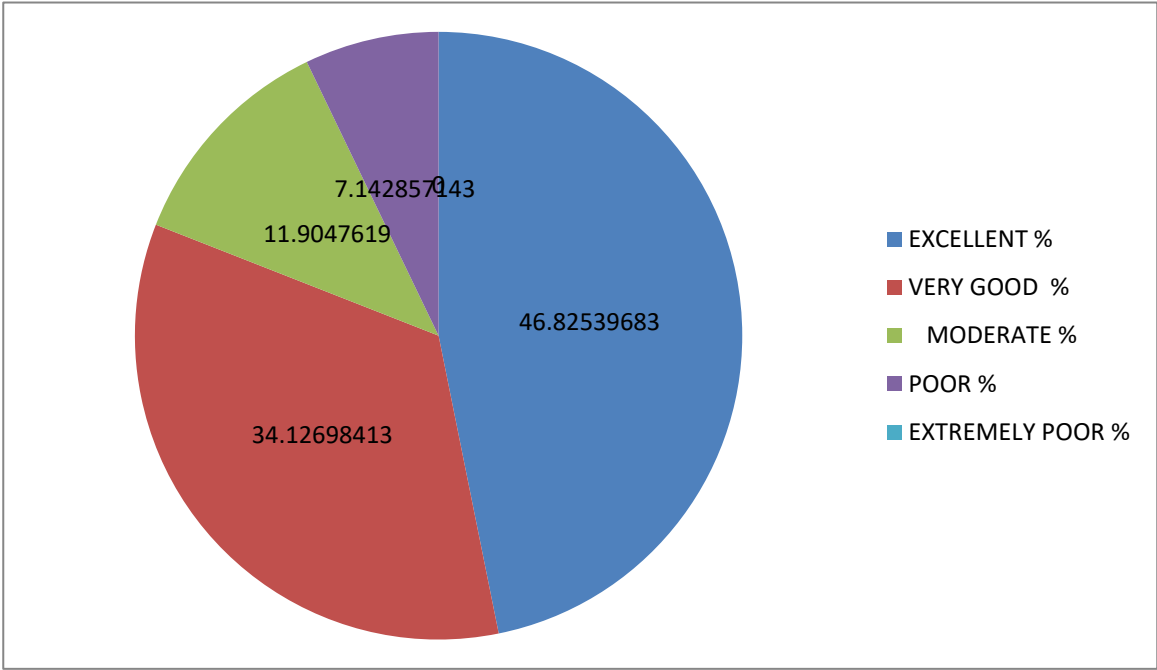
9.Relevance/learning value of project/ report

NO OF STUDENTS	EXCELLENT	VERY GOOD	MODERATE	POOR	EXTREMELY POOR	EXCELLENT %	VERY GOOD %	MODERATE %	POOR %
126	48	53	17	8	0	38.10	42.06	13.49206349	6.349206349



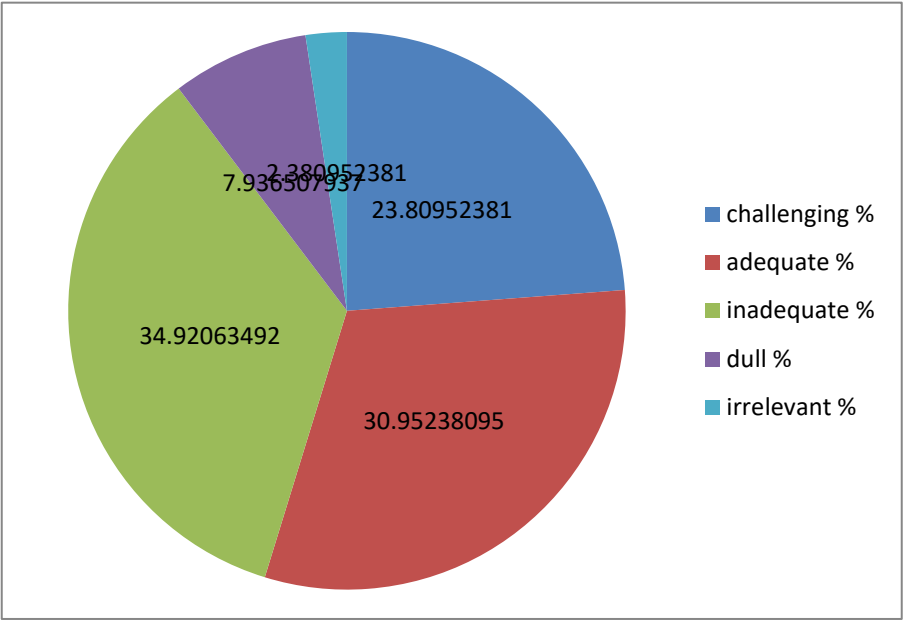
10.Overall rating

NO OF STUDENTS	EXCELLENT	VERY GOOD	MODERATE	POOR	EXTREMELY POOR	EXCELLENT %	VERY GOOD %	MODERATE %	POOR %
126	59	43	15	9	0	46.82539683	34.12698413	11.9047619	7.142857143



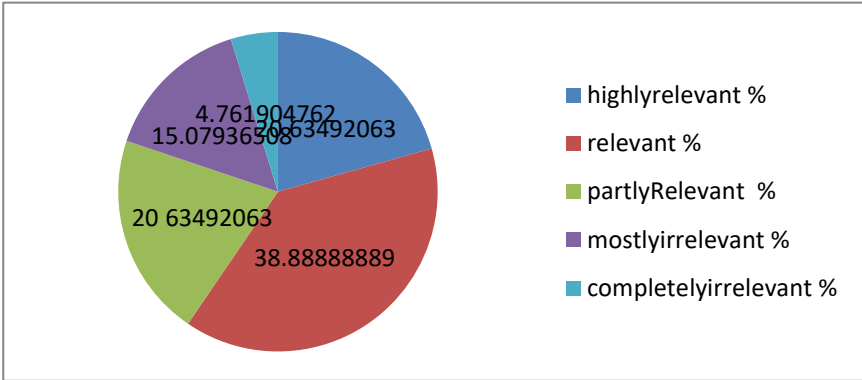
11. The syllabus was :

NO OF STUDENTS	challenging	adequate	inadequate	dull	irrelevant	challenging %	adequate %	inadequate %	dull %
126	30	39	44	10	3	23.80952381	30.95238095	34.92063492	7.936507937



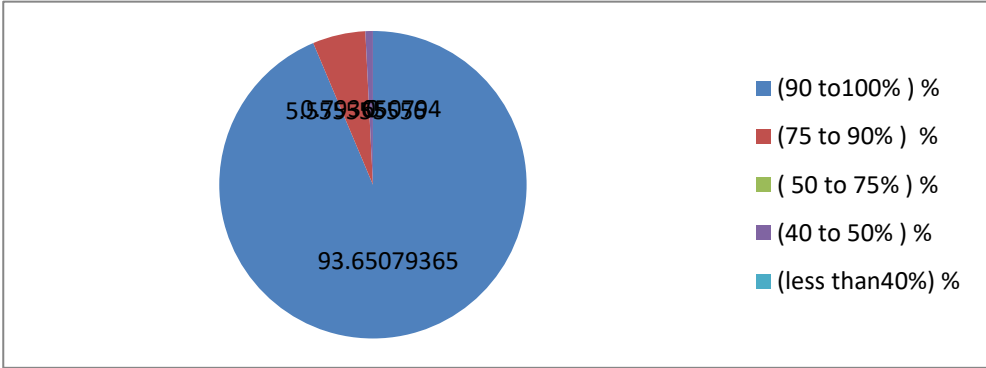
12. Your background for benefiting from the course was:

NO OF STUDENTS	highlyrelev ant	elevant	partlyRelevant	mostlyirreleva nt	completelyirrel evant	highlyreleva nt %	relevant %	partlyReleva nt %	mostlyirreleva nt %
126	26	49	26	19	6	20.63492063	38.88888889	20.63492063	15.07936508



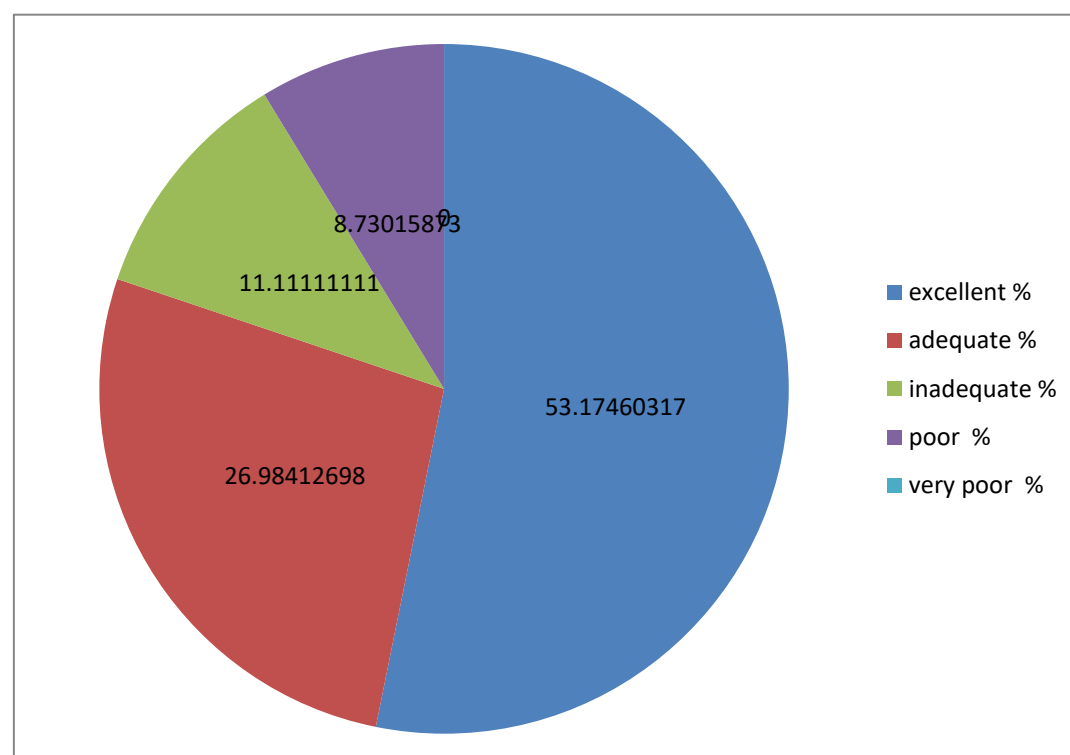
13 How much of the syllabus was taught in class?

NO OF STUDENTS	90 to100%	75 to 90%	50 to 75%	40 to 50%	less than40%	(90 to100%) %	(75 to 90%) %	(50 to 75%) %	(40 to 50%) %
126	118	7	0	1	0	93.65079365	5.55555556	0	0.793650794



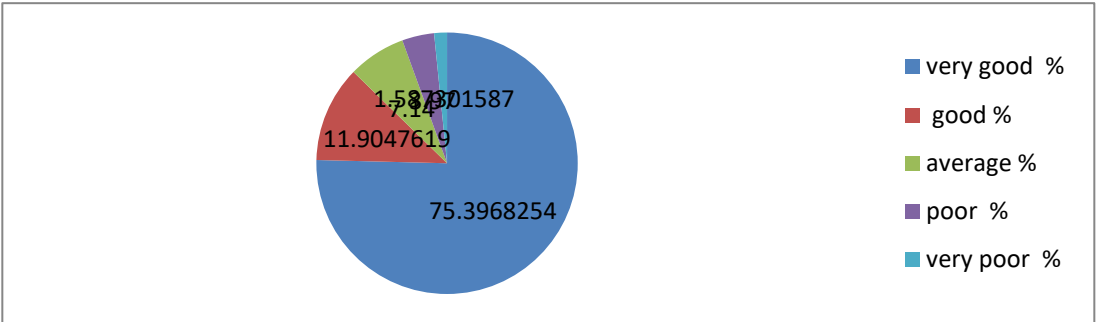
14. What is your opinion about the library holdings for the course?

NO OF STUDENTS	excell ent	adequate	inadequate	poor	very poor	excele nt %	adequate %	inadequate %	poor %
126	67	34	14	11	0	53.17460317	26.98412698	11.11111111	8.73015873



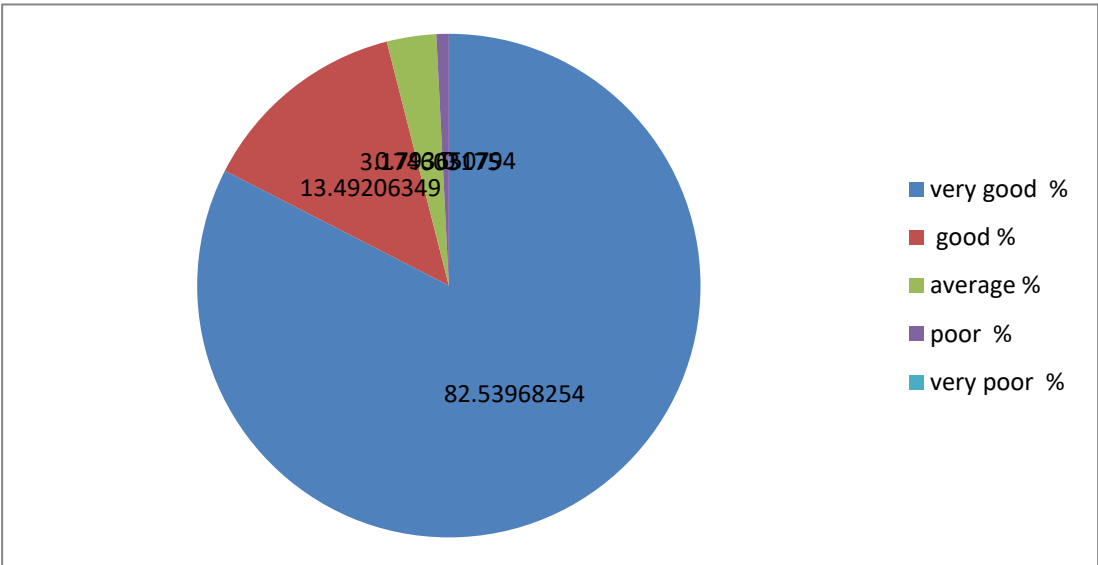
15.Were you able to get the prescribed readings?

NO OF STUDENTS	very good	good	average	poor	very poor	very good %	good %	average %	poor %
126	95	15	9	5	2	75.3968254	11.9047619	7.14	3.97



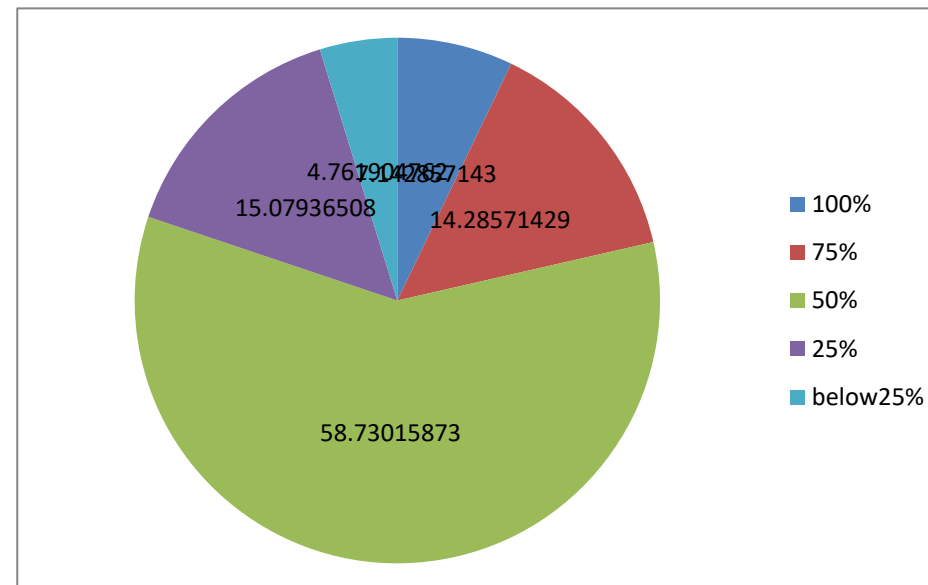
16.The internal evaluation system as it exists is...

NO OF STUDENTS	very good	good	average	poor	very poor	very good %	good %	average %	poor %
126	104	17	4	1	0	82.53968254	13.49206349	3.174603175	0.793650794



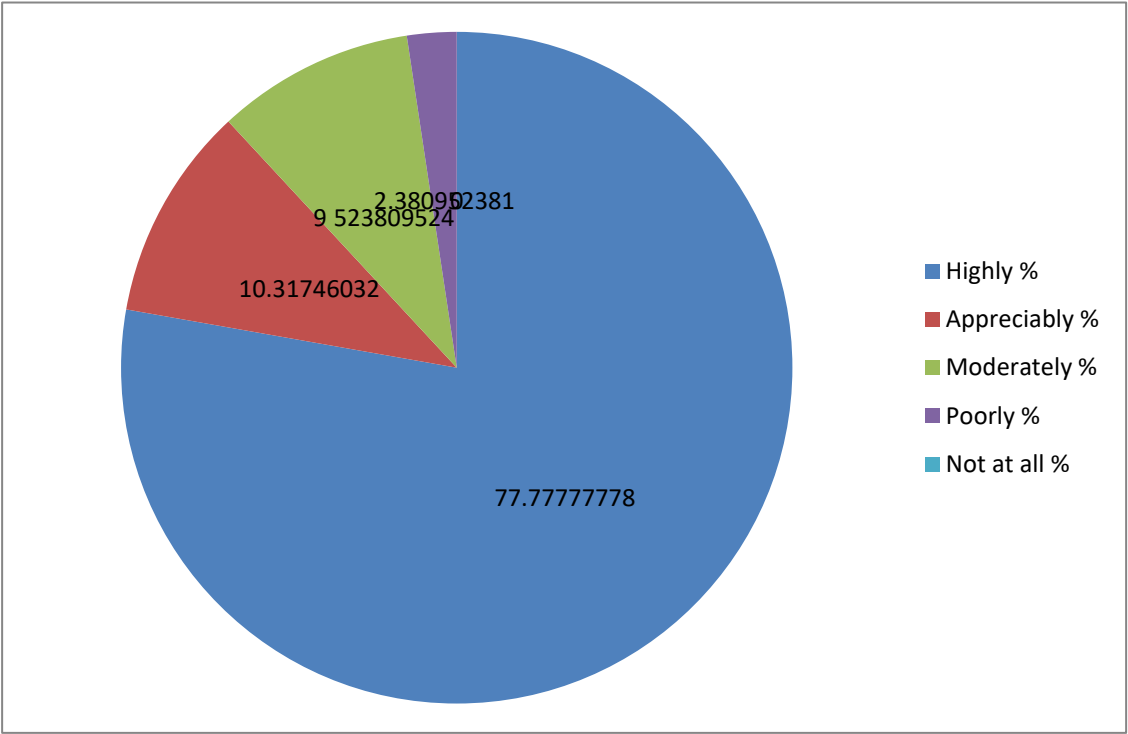
17. In your opinion, how much of the total weightage of a course should the internal assessment account for?

NO OF STUDENTS	100%	75%	50%	25%	below25%	100%	75%	50%	25%
126	9	18	74	19	6	7.142857143	14.28571429	58.73015873	15.07936508



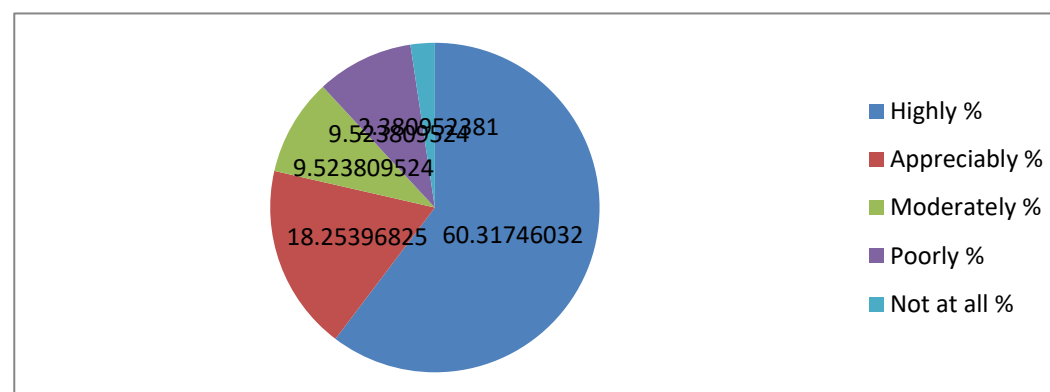
18. Is the internal assessment system conducive to
1.Understanding the course

NO OF STUDENTS	Highly	Appreciably	Moderately	Poorly	Not at all	Highly %	Appreciably %	Moderately %	Poorly %
126	98	13	12	3	0	77.77777778	10.31746032	9.523809524	2.380952381



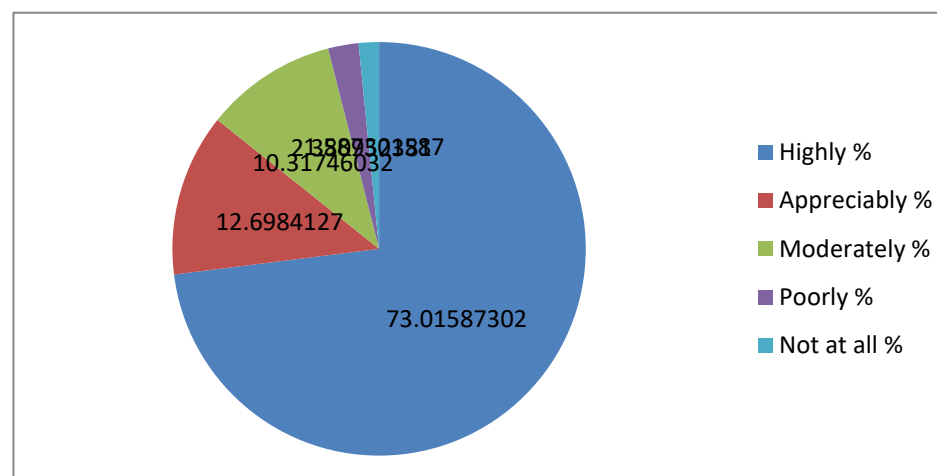
2.Early discovery of difficulties

NO OF STUDENTS	Highly	Appreciably	Moderately	Poorly	Not at all	Highly %	Appreciably %	Moderately %	Poorly %
126	76	23	12	12	3	60.31746032	18.25396825	9.523809524	9.523809524



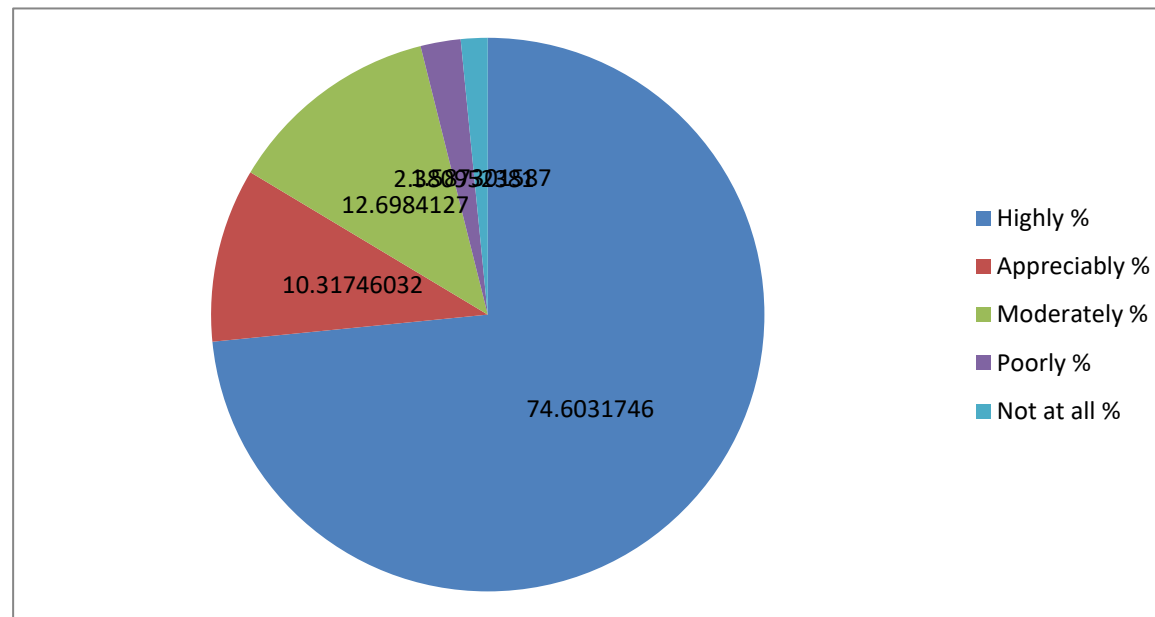
3.Interaction with the teacher

NO OF STUDENTS	Highly	Appreciably	Moderately	Poorly	Not at all	Highly %	Appreciably %	Moderately %	Poorly %
126	92	16	13	3	2	73.01587302	12.6984127	10.31746032	2.380952381



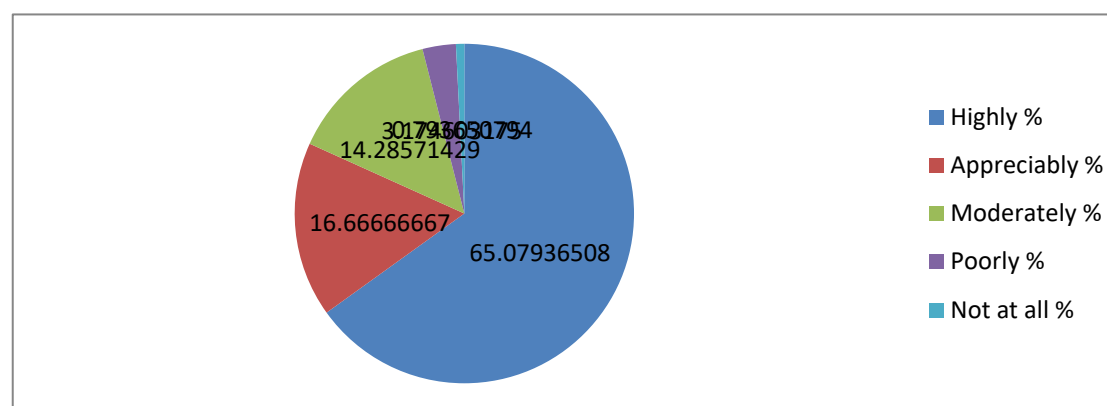
4.regular work

NO OF STUDENTS	Highly	Appreciably	Moderately	Poorly	Not at all	Highly %	Appreciably %	Moderately %	Poorly %
126	94	13	16	3	2	74.6031746	10.31746032	12.6984127	2.380952381



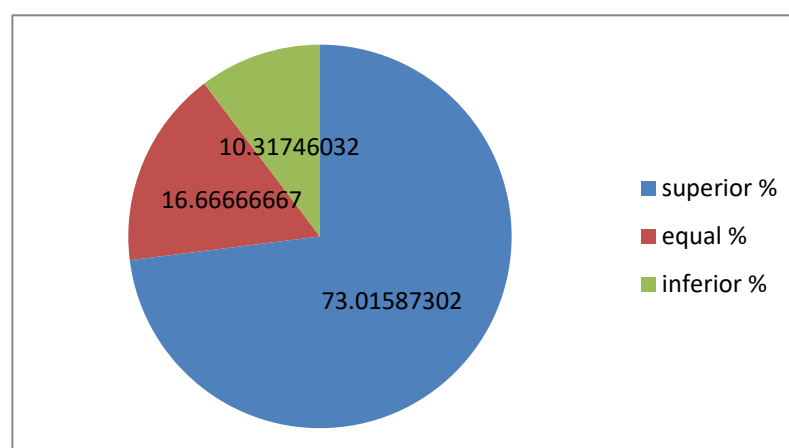
5.continuous self assessment

NO OF STUDENTS	Highly	Appreciably	Moderately	Poorly	Not at all	Highly %	Appreciably %	Moderately %	Poorly %
126	82	21	18	4	1	65.07936508	16.66666667	14.28571429	3.174603175



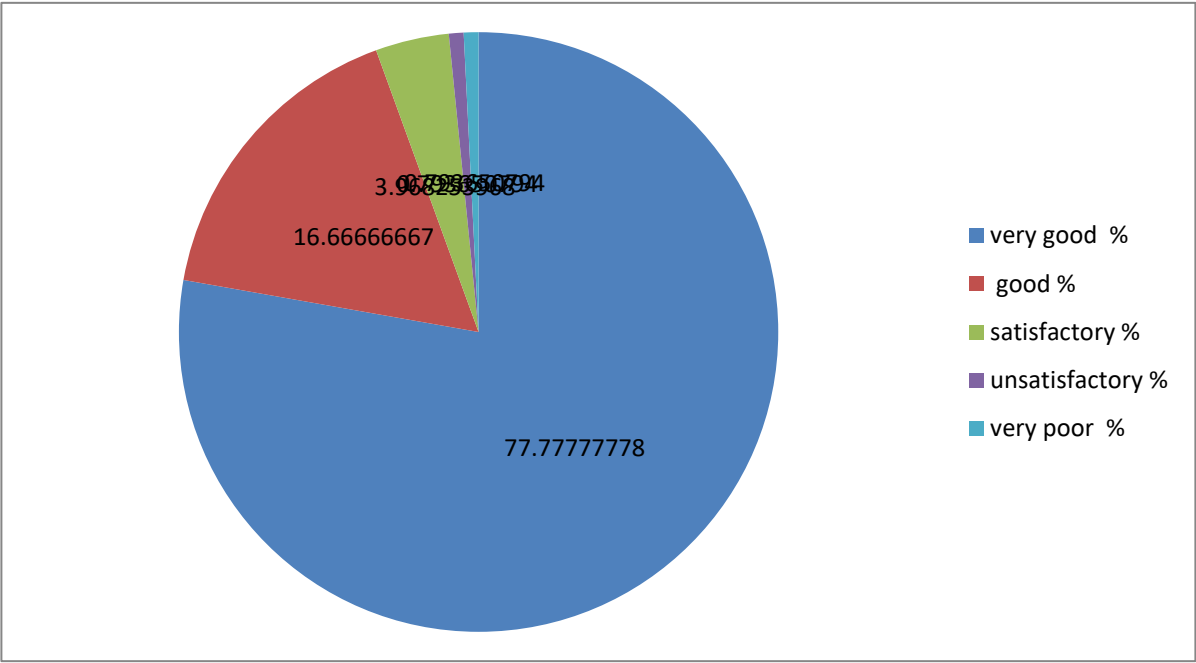
19. When you meet students who have taken a similar programme at other Universities do you feel that your programme is ?

NO OF STUDENTS	superior or	equal	inferior	superior %	equal %	inferior %
126	92	21	13	73.01587302	16.66666667	10.31746032



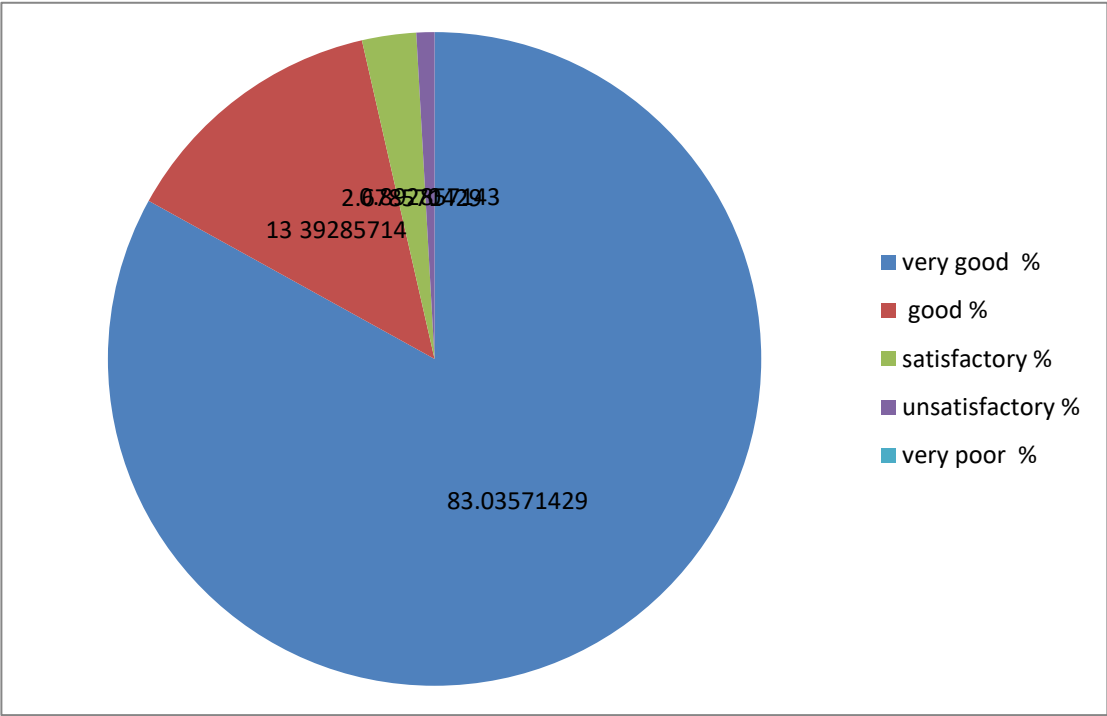
20 How do you rate the student-teacher relationship in theCollege as a whole?

NO OF STUDENTS	very good	good	satisfactory	unsatisfactory	very poor	very good %	good %	satisfactory %	unsatisfactory %
126	98	21	5	1	1	77.77777778	16.66666667	3.968253968	0.793650794



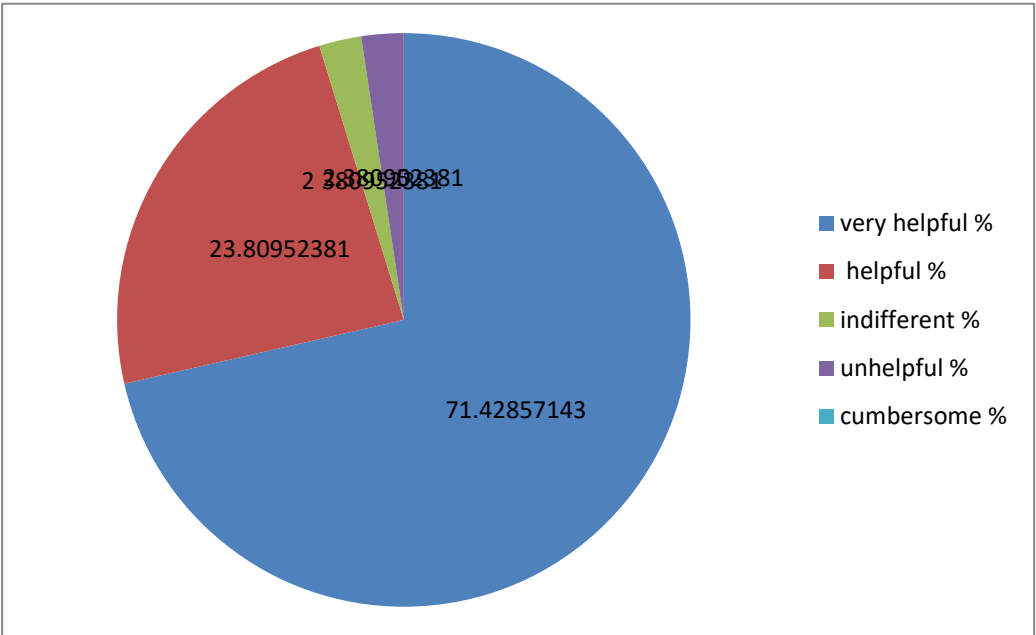
21 How do you rate the student-teacher relationship in your department?

NO OF STUDENTS	very good	good	satisfactory	unsatisfactory	very poor	very good %	good %	satisfactory %	unsatisfactory %
112	93	15	3	1	0	83.03571429	13.39285714	2.678571429	0.892857143



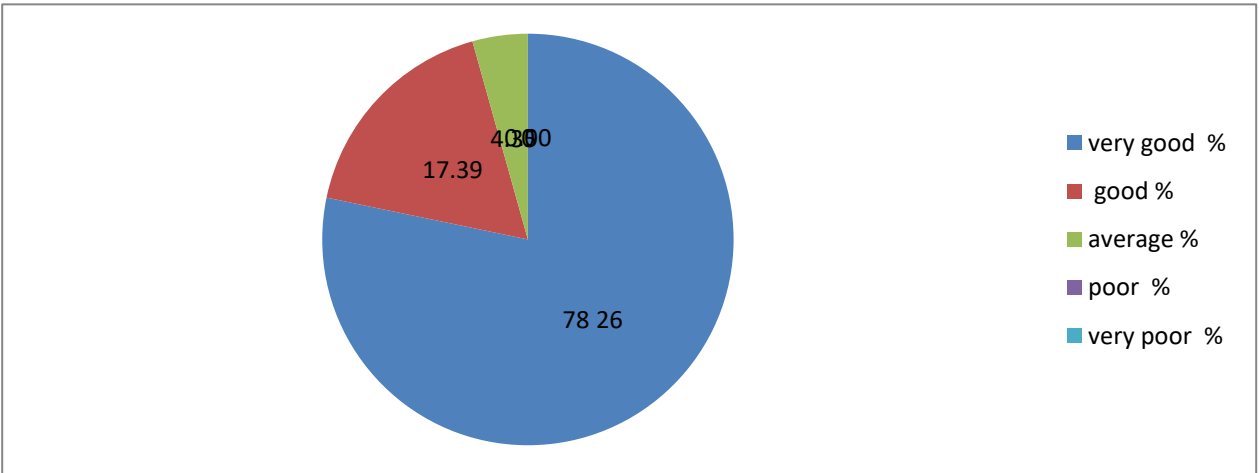
22. How do you find the College office?

NO OF STUDENTS	very helpful	helpful	indifferent	unhelpful	cumbersome	very helpful %	helpful %	indifferent %	unhelpful %
126	90	30	3	3	0	71.42857143	23.80952381	2.380952381	2.380952381



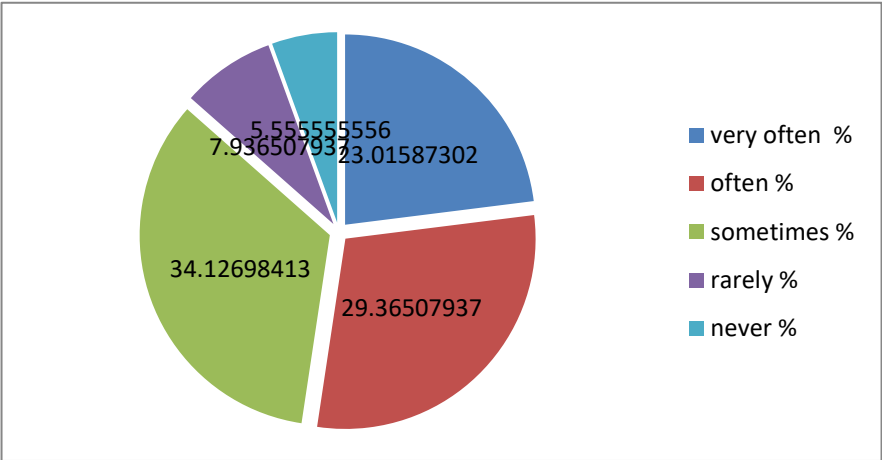
23 What is your rating on hostel facilities?

NO OF STUDENTS	very good	good	average	poor	very poor	very good %	good %	average %	poor %
23	18	4	1	0	0	78.26	17.39	4.35	0



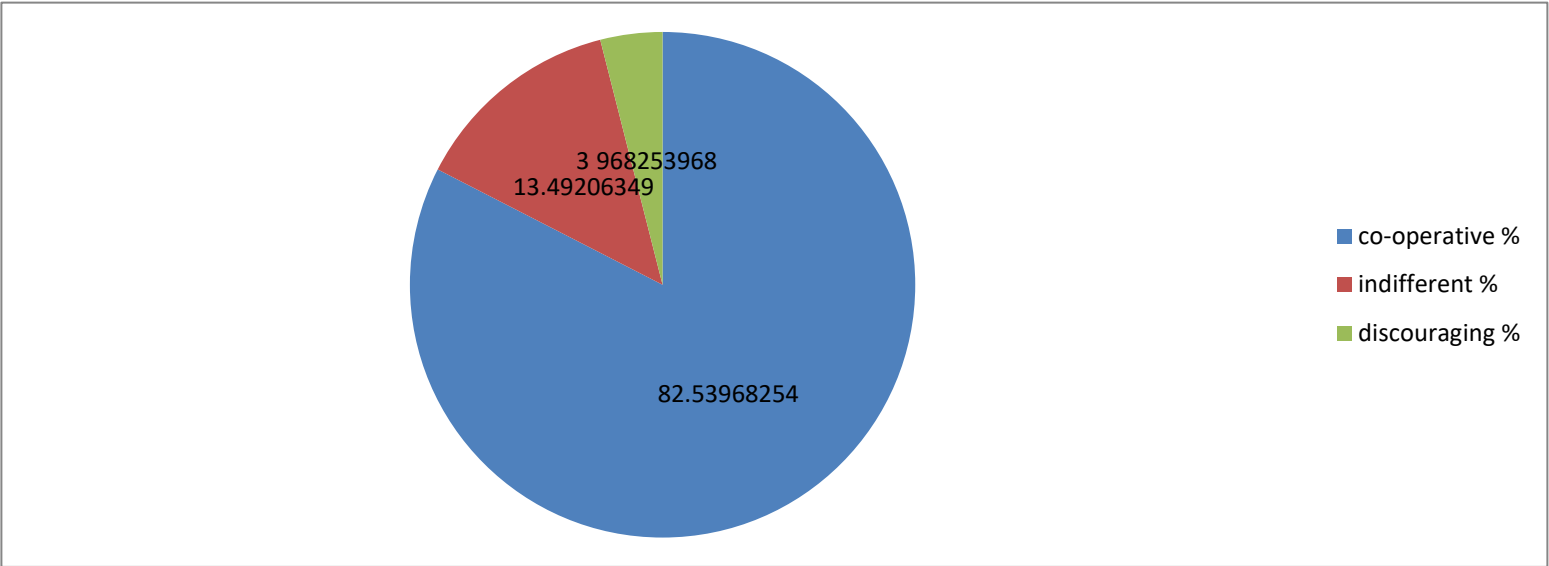
24 Did you participate in any of the extracurricular activities of the Department / College/ University?

NO OF STUDENTS	very often	ften	etimes	om	ra	er	nev	very often %	ften %	sometimes %	ra
126	29	37	43	10	7	2	7	23.01587302	29.36507937	34.12698413	7.936507937



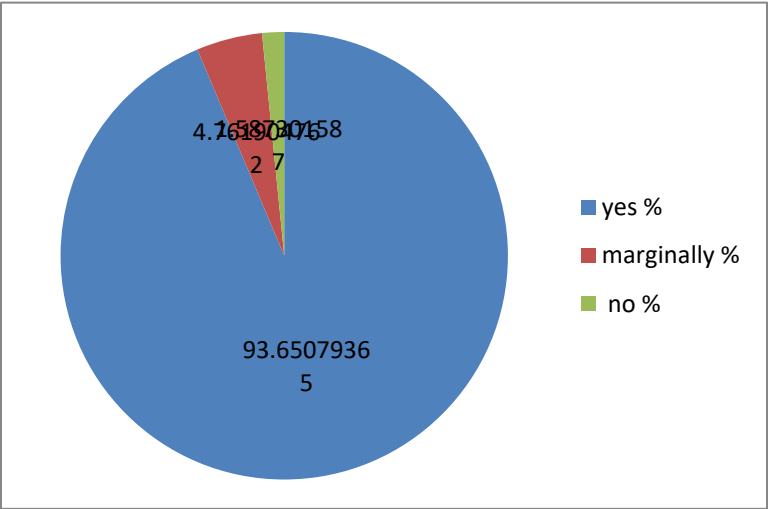
25 What was the attitude of teachers to extracurricular activities?

NO OF STUDENTS	co-operative	indifferent	discouraging	co-operative %	indifferent %	discouraging %
126	104	17	5	82.53968254	13.49206349	3.968253968



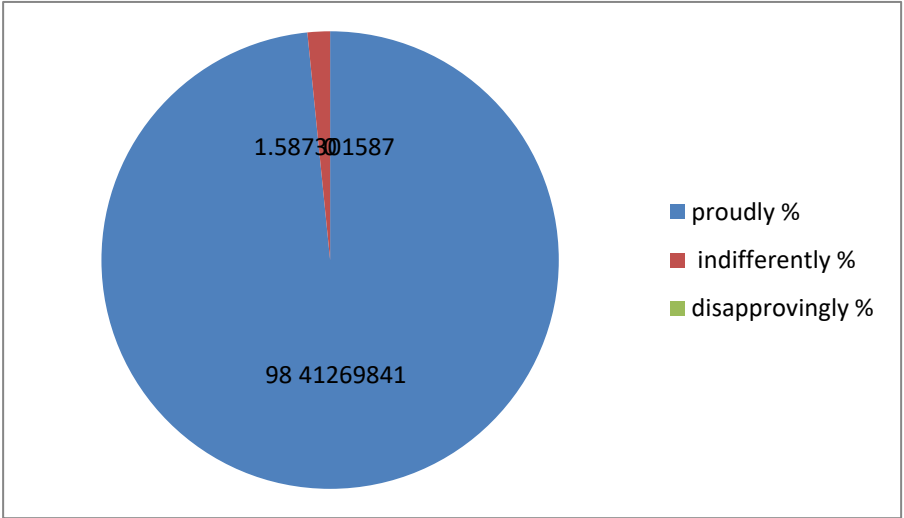
26 Has your time at the College been intellectually enriching?

NO OF STUDENTS	yes	marginall y	no	yes %	marginally %	no %
126	118	6	2	93.65079365	4.761904762	1.587301587



27 After leaving the College how will you talk about it?

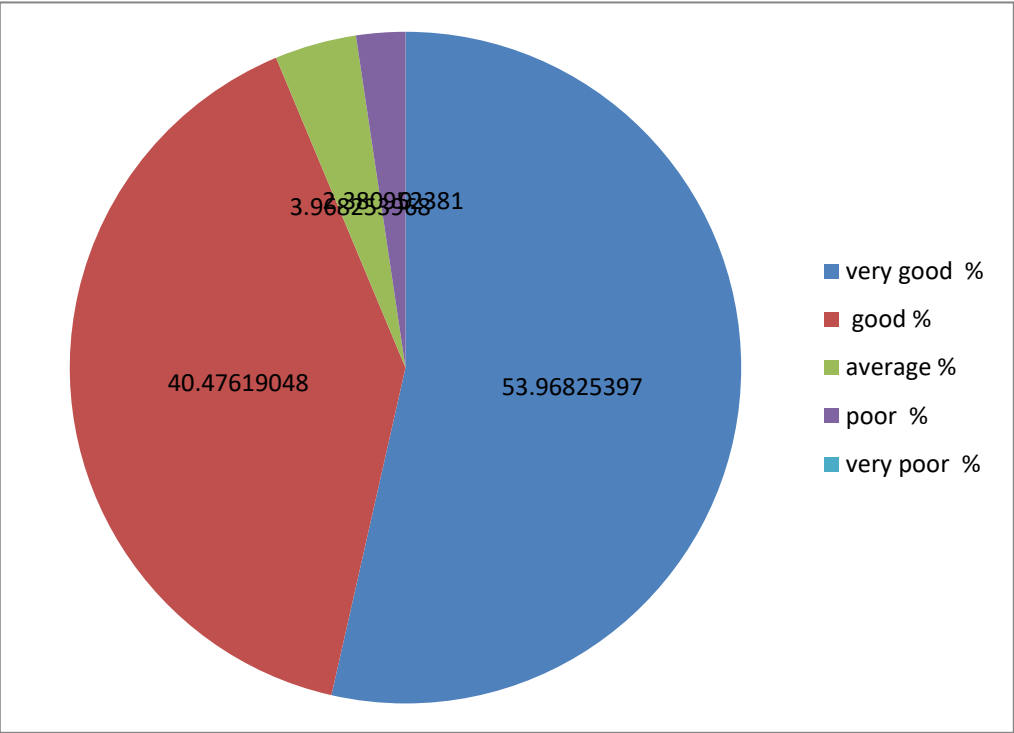
NO OF STUDENTS	proudly	indifferently	disapprovingly	proudly %	indifferently %	disapprovingly %
126	124	2	0	98.41269841	1.587301587	0



28 Overall Rating of the Programme

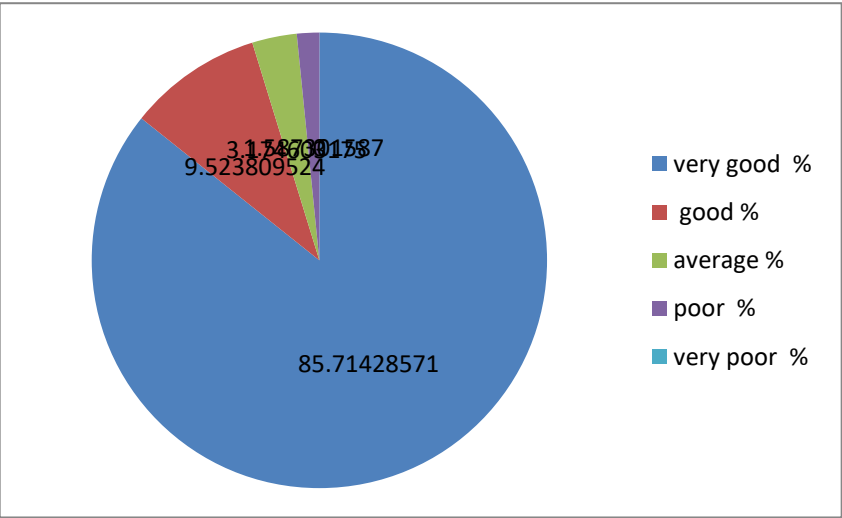
1. Academic content

NO OF STUDENTS	very good	good	average	poor	very poor	very good %	good %	average %	poor %
126	68	51	5	3	0	53.96825397	40.47619048	3.968253968	2.380952381



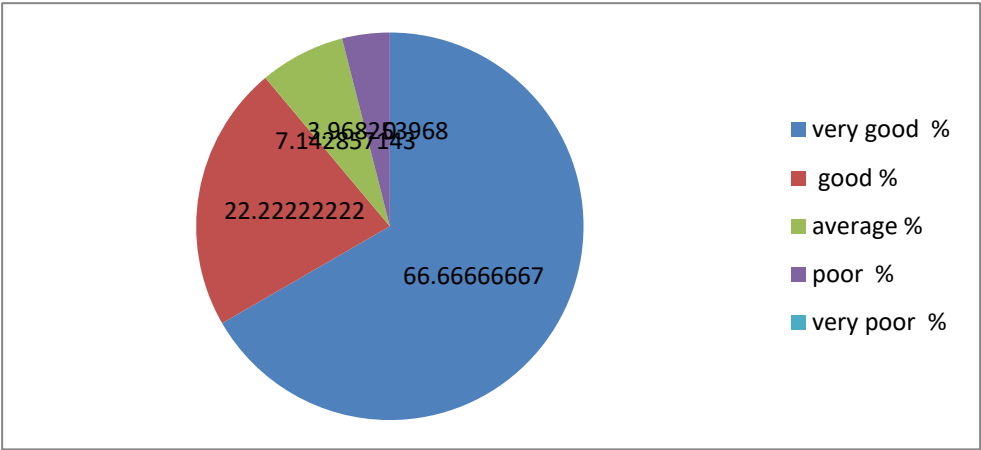
2.Fairness of
evaluation

NO OF STUDENTS	very good	good	average	poor	very poor	very good %	good %	average %	poor %
126	108	12	4	2	0	85.71428571	9.523809524	3.174603175	1.587301587



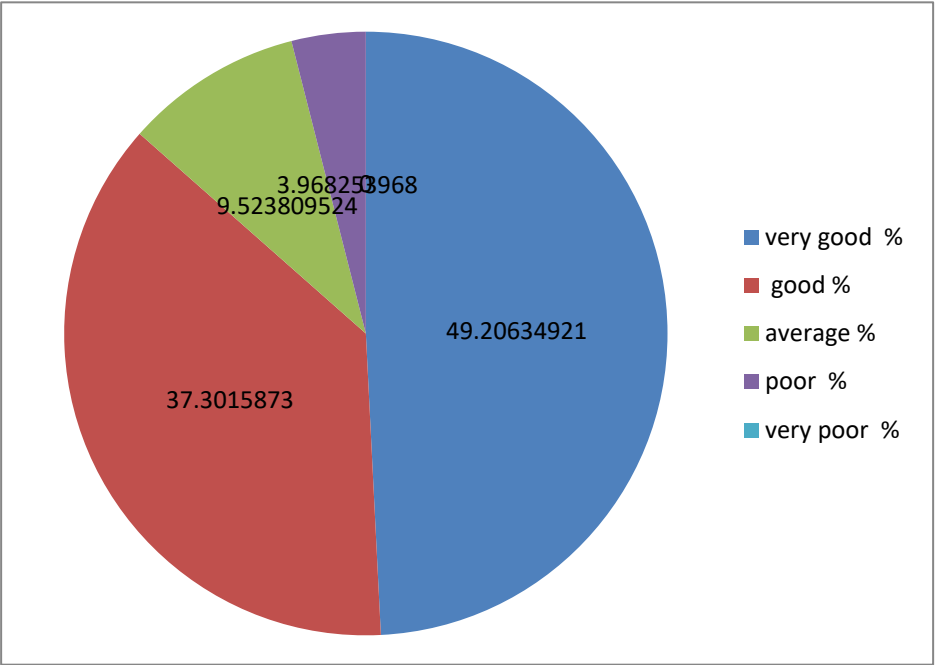
3.Interaction with
faculty

NO OF STUDENTS	very good	good	average	poor	very poor	very good %	good %	average %	poor %
126	84	28	9	5	0	66.6666667	22.2222222	7.142857143	3.968253968



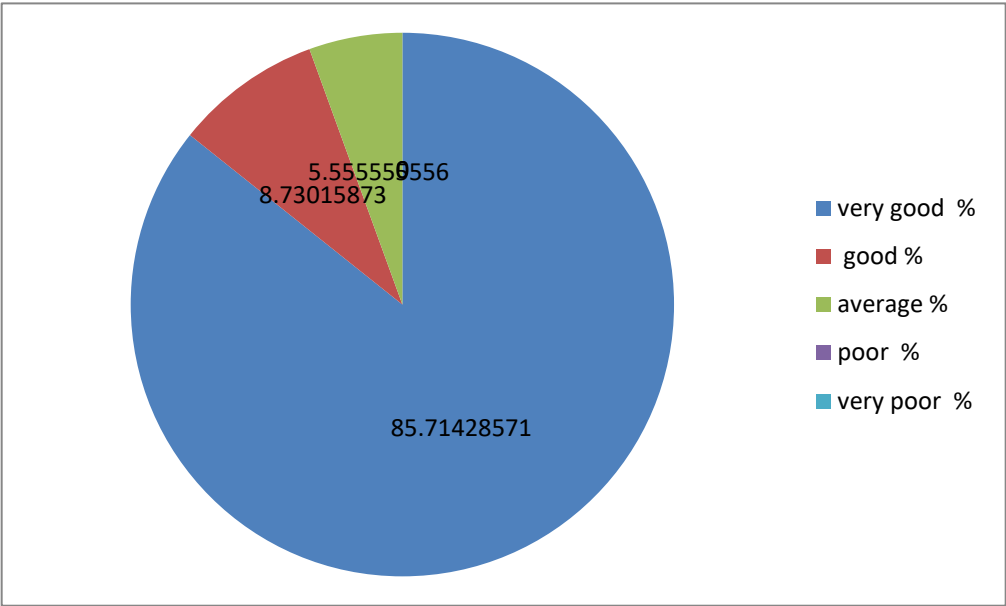
4.Interaction with administration

NO OF STUDENTS	very good	good	average	poor	very poor	very good %	good %	average %	poor %
126	62	47	12	5	0	49.20634921	37.3015873	9.523809524	3.968253968



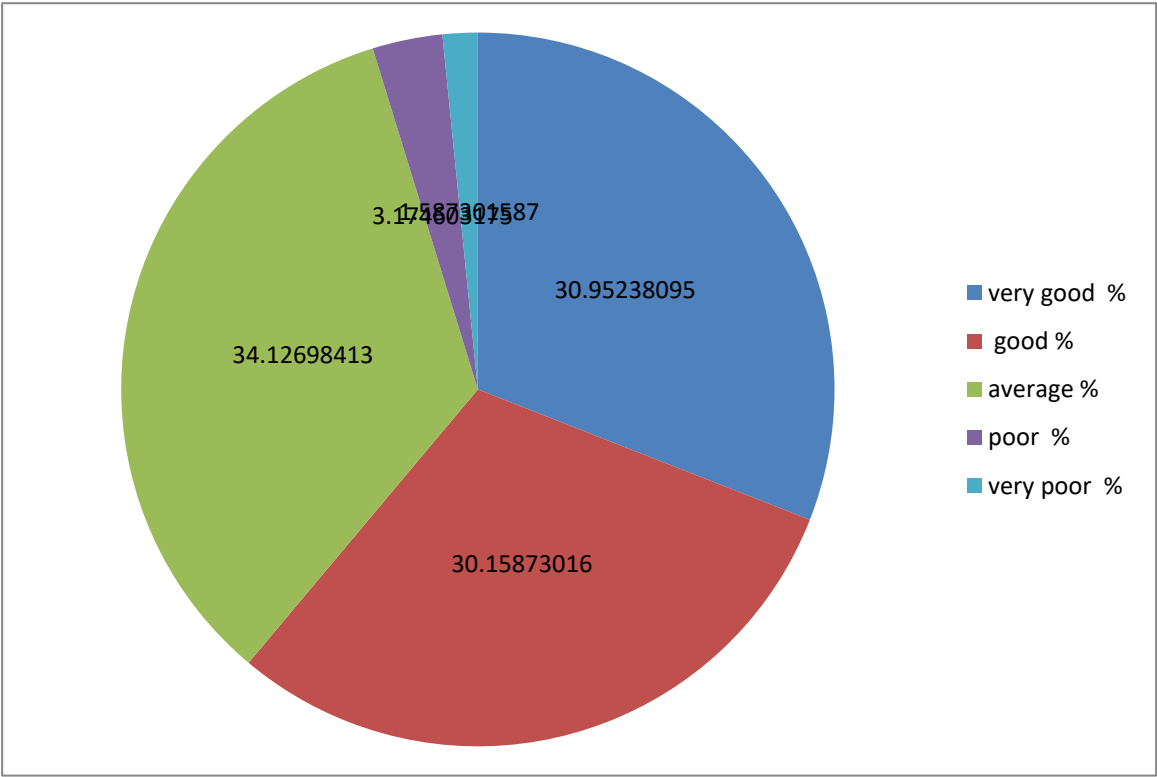
5.Library facilities

NO OF STUDENTS	very good	good	average	poor	very poor	very good %	good %	average %	poor %
126	108	11	7	0	0	85.71428571	8.73015873	5.55555556	0



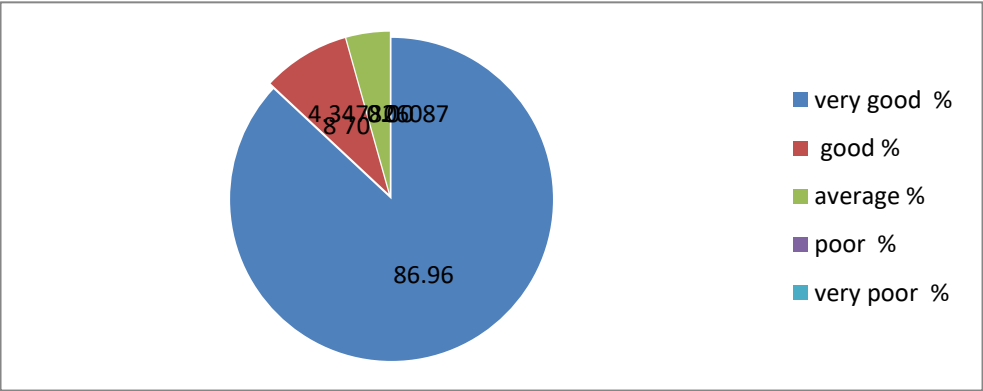
6. Labs/Computer facilities

NO OF STUDENTS	very good	good	average	poor	very poor	very good %	good %	average %	poor %
126	39	38	43	4	2	30.95238095	30.15873016	34.12698413	3.174603175



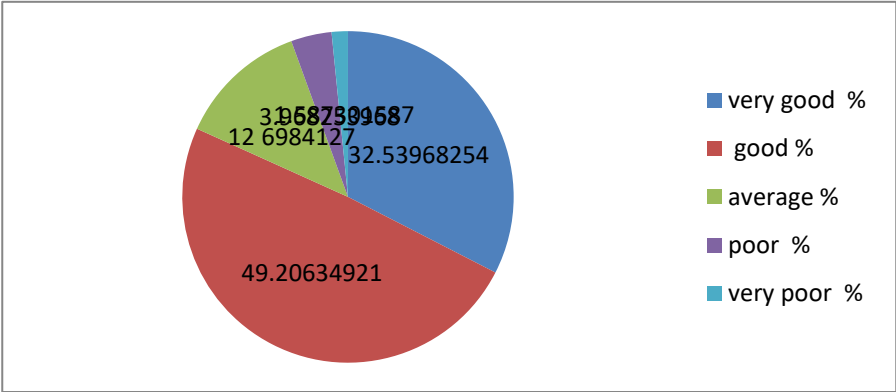
7.Hostel facilities

NO OF STUDENTS	very good	good	average	poor	very poor	very good %	good %	average %	poor %
23	20	2	1	0	0	86.96	8.70	4.347826087	0



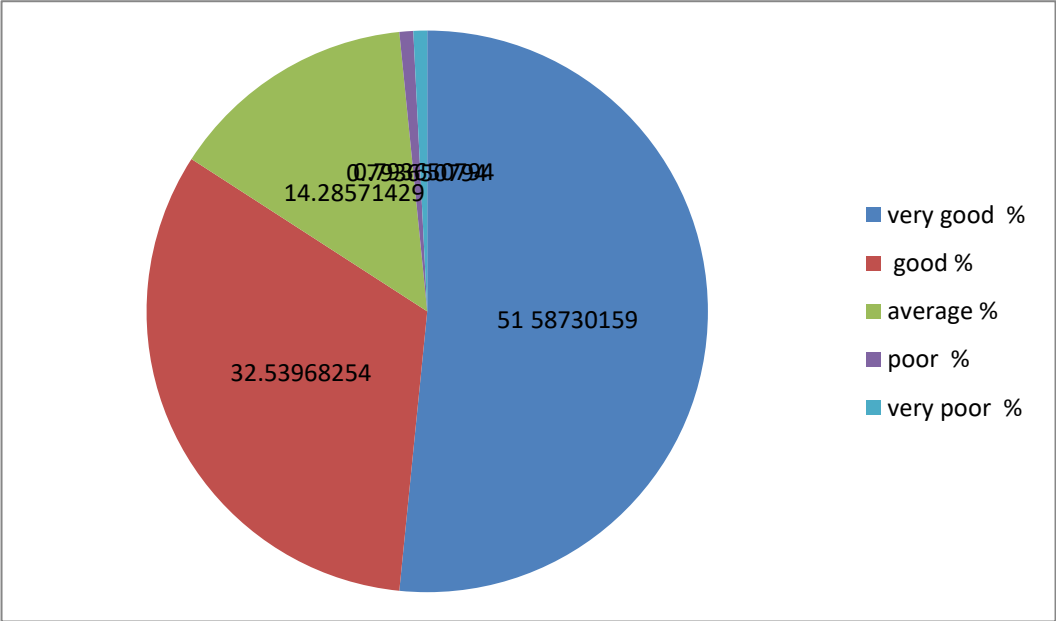
8.Extra-curricular activities

NO OF STUDENTS	very good	good	average	poor	very poor	very good %	good %	average %	poor %
126	41	62	16	5	2	32.53968254	49.20634921	12.6984127	3.968253968



9.Sports facilities

NO OF STUDENTS	very good	good	average	poor	very poor	very good %	good %	average %	poor %
126	65	41	18	1	1	51.58730159	32.53968254	14.28571429	0.793650794






Students Feedback 2019-20

1. Whether a test had been conducted to find out your basic knowledge of the subject when you came into the course?

A pie chart illustrating the distribution of responses for the question 'Do you have a percentage?'. The chart is divided into two segments: a large blue segment representing 'YES' at 95.71%, and a small orange segment representing 'NO PERCENTAGE' at 4.29%. A legend to the right of the chart identifies the colors: blue for 'YES' and orange for 'NO PERCENTAGE'.

Response	Percentage
YES	95.71
NO PERCENTAGE	4.29

2. Whether Foundation course/ Bridge course/Orientation Course had been conducted?



Response	Percentage
YES	98.10
NO	1.90

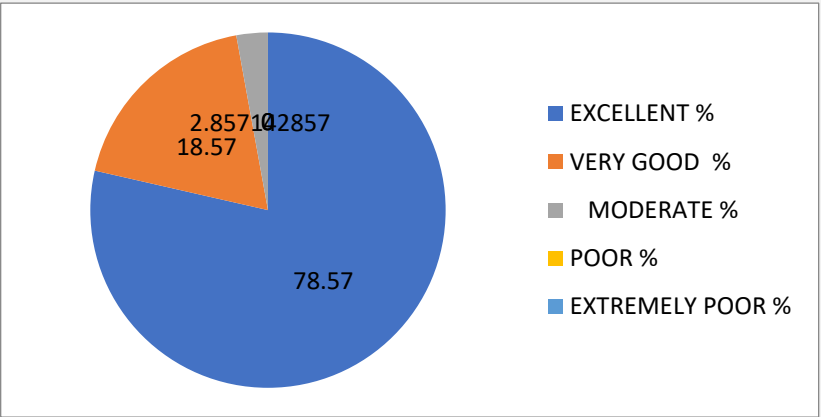
3. Whether aims and objectives of the syllabus were defined to you by the department:

A pie chart illustrating the distribution of responses. The chart is divided into two segments: a large blue segment representing 'YES PERCENTAGE' at 96.67, and a small orange segment representing 'NO PERCENTAGE' at 3.33. A legend to the right of the chart identifies the colors: blue for 'YES PERCENTAGE' and orange for 'NO PERCENTAGE'.

Category	Percentage
YES PERCENTAGE	96.67
NO PERCENTAGE	3.33

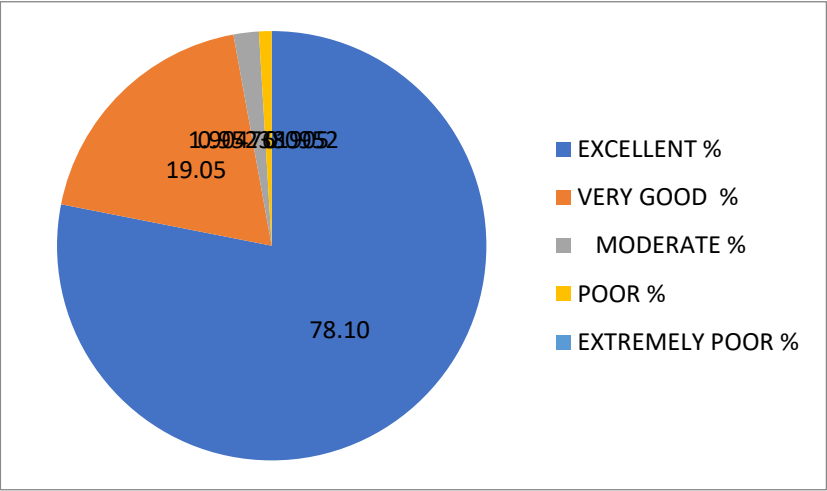
4.Learning value (in terms of skills, concepts, knowledge, analytical abilities, or broadening perspectives)

NO OF STUDENTS	T	EXCELLEN	VERY GOOD	MODERATE	POOR	EXTREMELY POOR	EXCELLENT %	VERY GOOD %	MODERATE %	POOR %	EXTREMELY POOR %
210	165	39	6		0	0	78.57	18.57	2.857142857	0	0



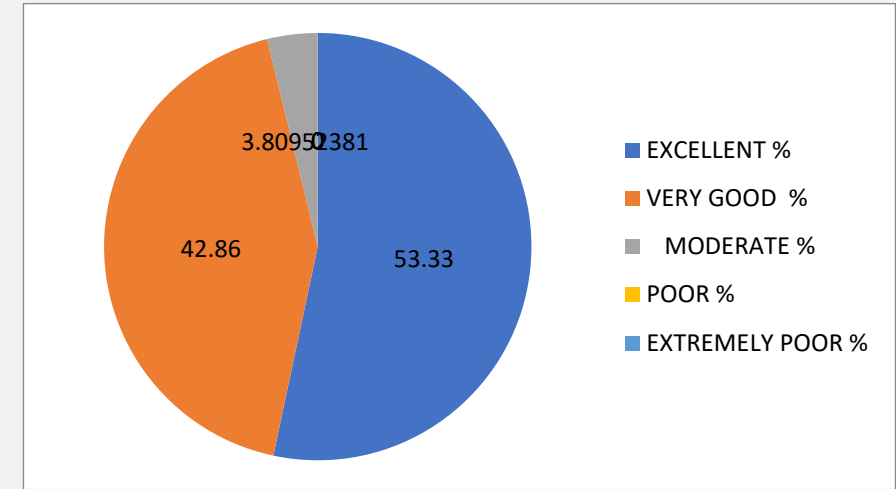
5.Applicability/relevance to real life situations

NO OF STUDENTS	EXCELLENT	VERY GOOD	MODERATE	POOR	EXTREMELY POOR	EXCELLENT %	VERY GOOD %	MODERATE %	POOR %	EXTREMELY POOR %
210	164	40	4	2	0	78.10	19.05	1.904761905	0.952380952	0



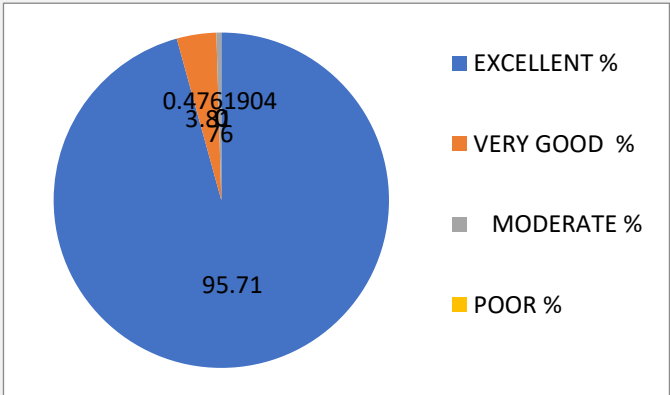
6.Depth of the course content

NO OF STUDENTS	EXCELLENT	VERY GOOD	MODERATE	POOR	EXTREMELY POOR	EXCELLENT %	VERY GOOD %	MODERATE %	POOR %	EXTREMELY POOR %
210	112	90	8	0	0	53.33	42.86	3.80952381	0	0



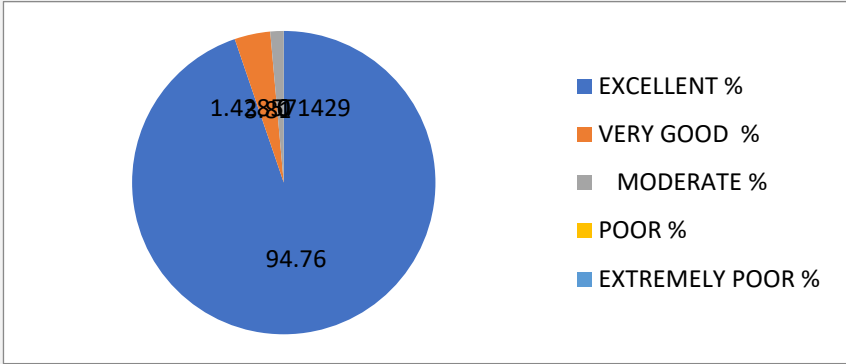
7.Extent of coverage of course

NO OF STUDENTS	EXCELLENT	VERY GOOD	MODERATE	POOR	EXTREMELY POOR	EXCELLENT %	VERY GOOD %	MODERATE %	POOR %	EXTREMELY POOR %
210	201	8	1	0	0	95.71	3.81	0.476190476	0	0



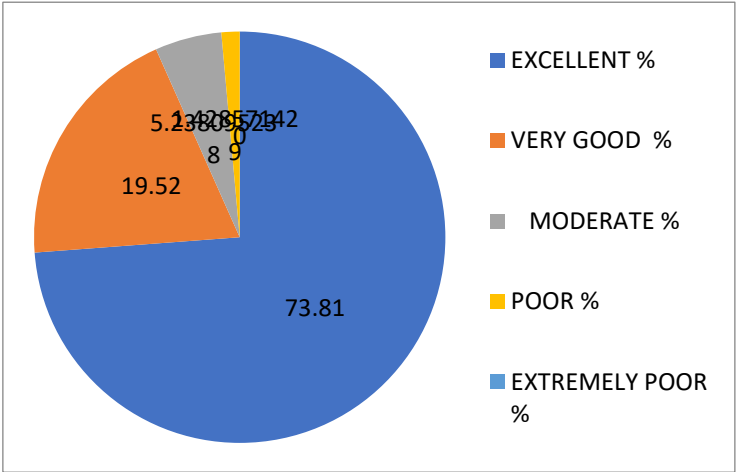
8.Extent of effort required by students

NO OF STUDENTS	EXCELLENT	VERY GOOD	MODERATE	POOR	EXTREMELY POOR	EXCELLENT %	VERY GOOD %	MODERATE %	POOR %	EXTREMELY POOR %
210	199	8	3	0	0	94.76	3.81	1.428571429	0	0



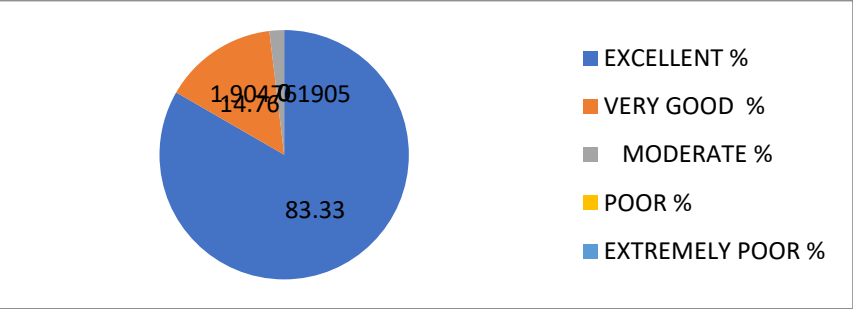
9.Relevance/learning value of project/ report

NO OF STUDENTS	EXCELLENT	VERY GOOD	MODERATE	POOR	EXTREMELY POOR	EXCELLENT %	VERY GOOD %	MODERATE %	POOR %	EXTREMELY POOR %
210	155	41	11	3	0	73.81	19.52	5.238095238	1.428571429	0



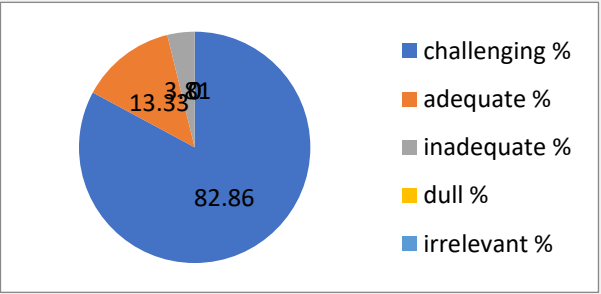
10.Overall rating

NO OF STUDENTS	EXCELLENT	VERY GOOD	MODERATE	POOR	EXTREMELY POOR	EXCELLENT %	VERY GOOD %	MODERATE %	POOR %	EXTREMELY POOR %
210	175	31	4	0	0	83.33	14.76	1.904761905	0	0



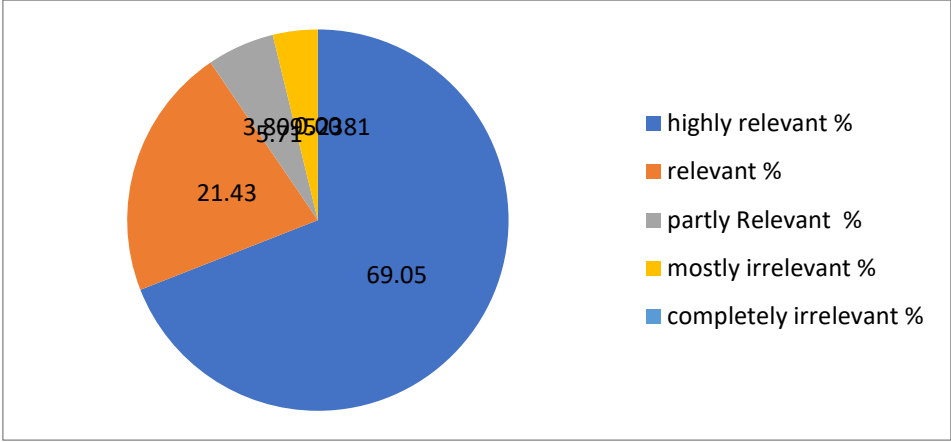
11. The syllabus was :

NO OF STUDENTS	challenging	adequate	inadequate	dull	irrelevant	challenging %	adequate %	inadequate %	dull %	irrelevant %
210	174	28	8	0	0	82.86	13.33	3.81	0	0



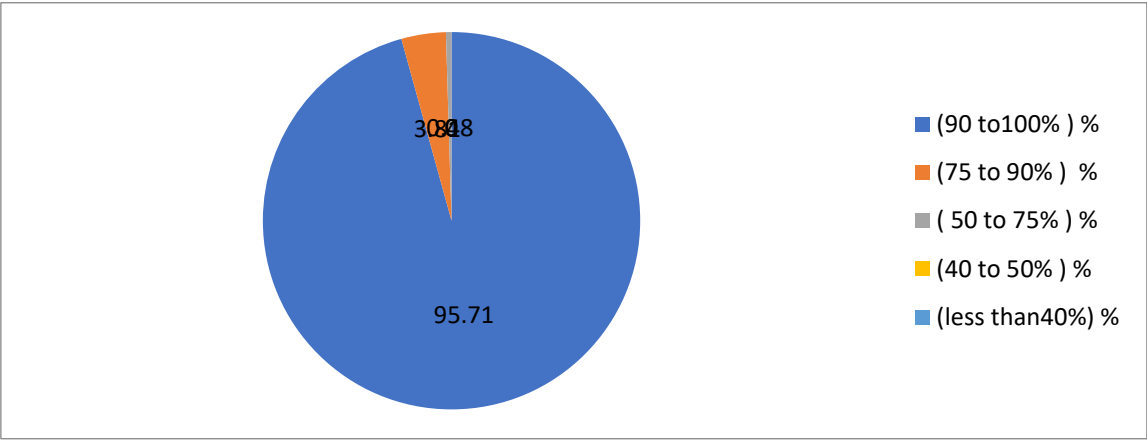
12. Your background for benefiting from the course was:

NO OF STUDENTS	highly relevant	Relevant	partly Relevant	mostly irrelevant	completely irrelevant	highly relevant %	relevant %	partly Relevant %	mostly irrelevant %	completely irrelevant %
210	145	45	12	8	0	69.05	21.43	5.71	3.80952381	0.00



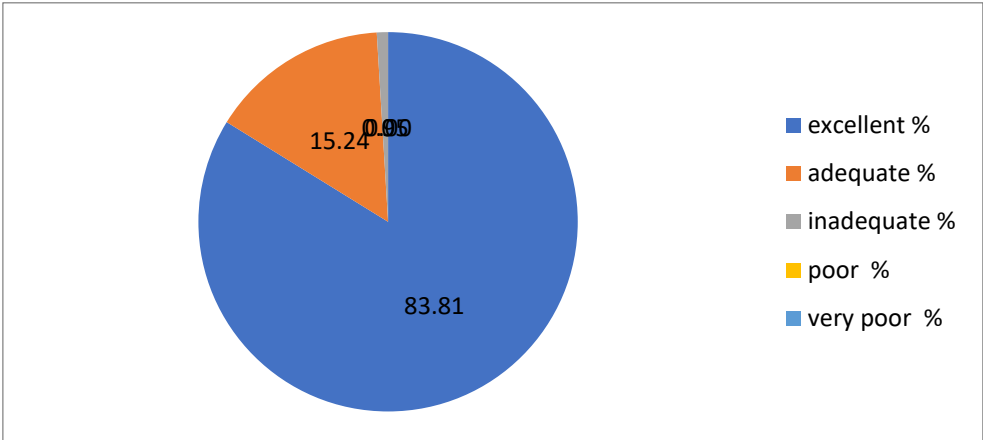
13 How much of the syllabus was taught in class?

NO OF STUDENTS	90 to100%	75 to 90%	50 to 75%	40 to 50%	less than40%	(90 to100%) %	(75 to 90%) %	(50 to 75%) %	(40 to 50%) %	(less than40%) %
210	201	8	1	0	0	95.71	3.81	0.48	0	0



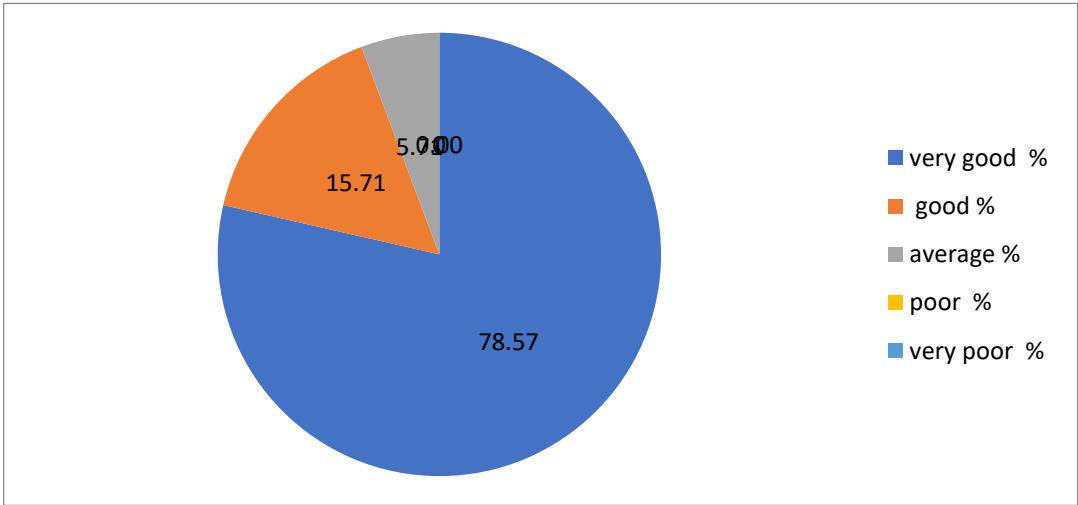
14. What is your opinion about the library holdings for the course?

NO OF STUDENTS	excellent	adequate	inadequate	poor	very poor	excellent %	adequate %	inadequate %	poor %	very poor %
210	176	32	2	0	0	83.81	15.24	0.95	0.00	0



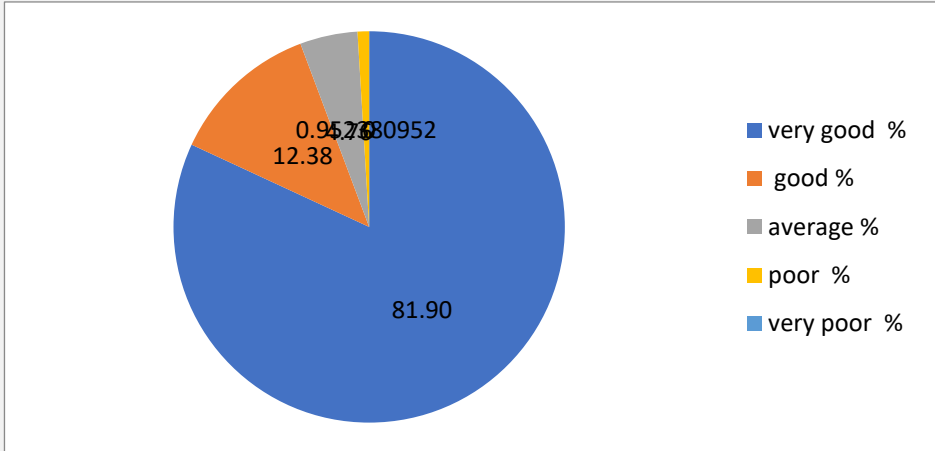
15.Were you able to get the prescribed readings?

NO OF STUDENTS	very good	good	average	poor	very poor	very good %	good %	average %	poor %	very poor %
210	165	33	12	0	0	78.57	15.71	5.71	0.00	0



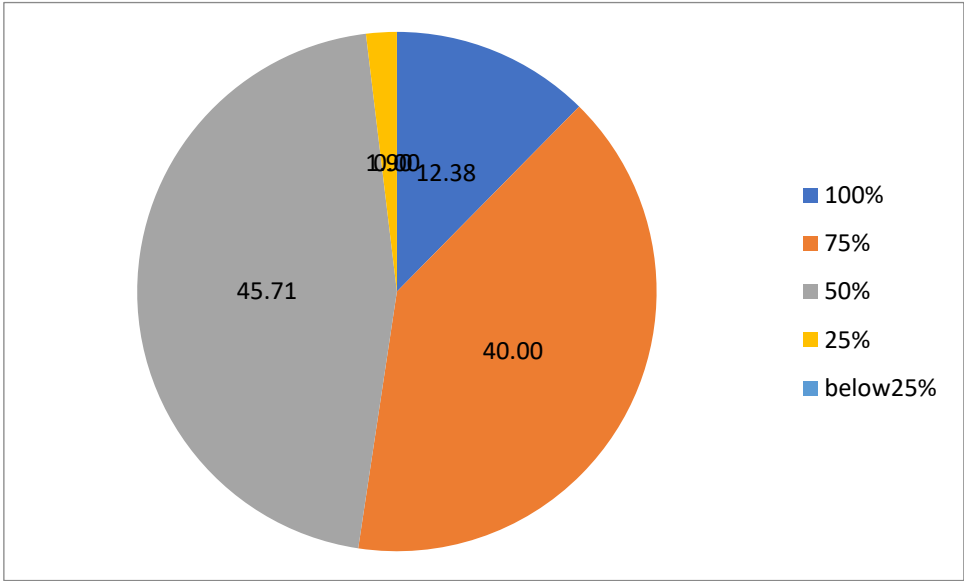
16.The internal evaluation system as it exists is...

NO OF STUDENTS	very good	good	average	poor	very poor	very good %	good %	average %	poor %	very poor %
210	172	26	10	2	0	81.90	12.38	4.76	0.952380952	0



17. In your opinion, how much of the total weightage of a course should the internal assessmentaccount for?

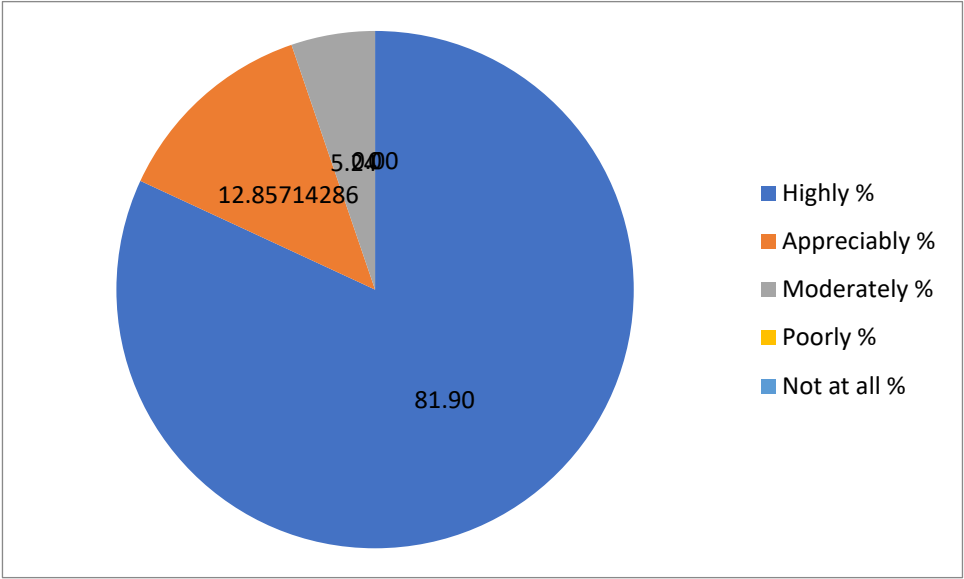
NO OF STUDENTS	100%	75%	50%	25%	below25%	100%	75%	50%	25%	below25%
210	26	84	96	4	0	12.38	40.00	45.71	1.90	0.00



18. Is the internal assessment system conducive to

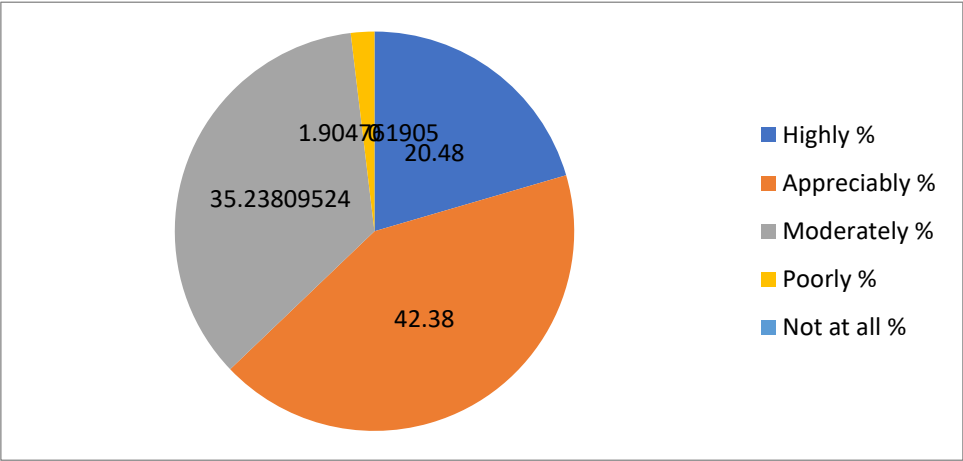
1.Understanding the course

NO OF STUDENTS	Highly	Appreciably	Moderately	Poorly	Not at all	Highly %	Appreciably %	Moderately %	Poorly %	Not at all %
210	172	27	11	0	0	81.90	12.85714286	5.24	0.00	0

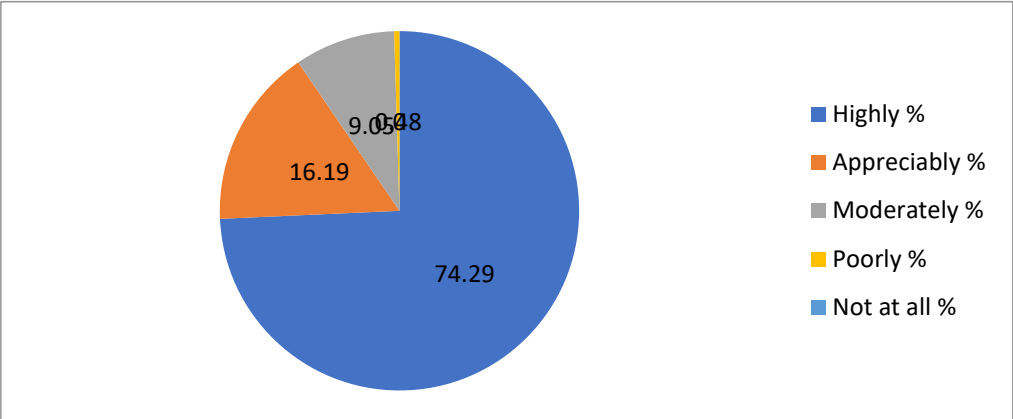


2.Early discovery of difficulties

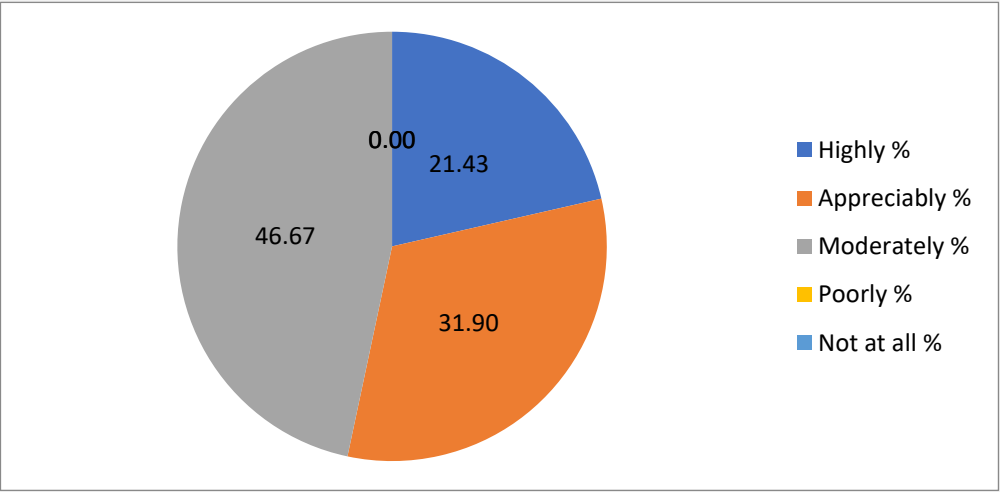
NO OF STUDENTS	Highly	Appreciably	Moderately	Poorly	Not at all	Highly %	Appreciably %	Moderately %	Poorly %	Not at all %
210	43	89	74	4	0	20.48	42.38	35.23809524	1.904761905	0



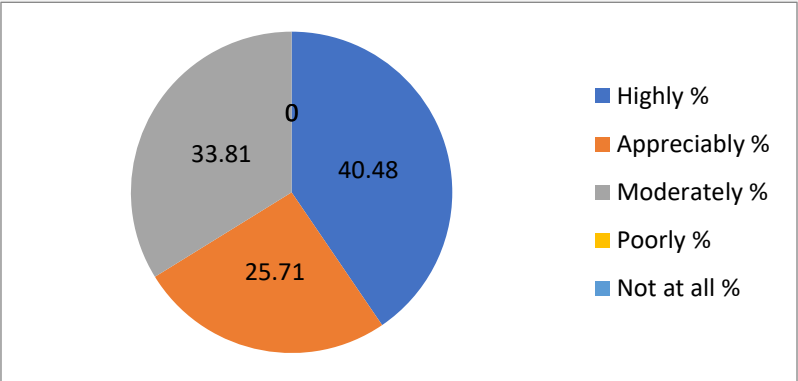
3.Interaction with the teacher										
NO OF STUDENTS	Highly	Appreciably	Moderately	Poorly	Not at all	Highly %	Appreciably %	Moderately %	Poorly %	Not at all %
210	156	34	19	1	0	74.29	16.19	9.05	0.48	0



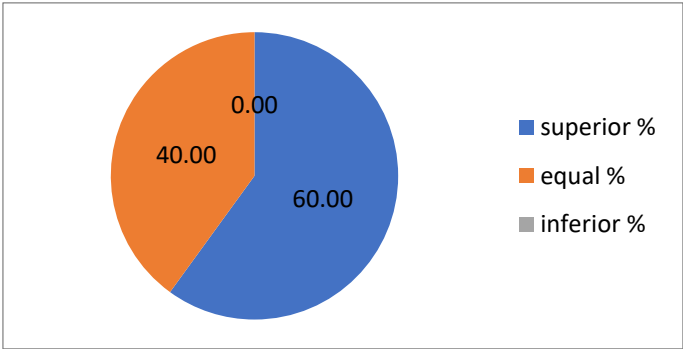
4.regular work										
NO OF STUDENTS	Highly	Appreciably	Moderately	Poorly	Not at all	Highly %	Appreciably %	Moderately %	Poorly %	Not at all %
210	45	67	98	0	0	21.43	31.90	46.67	0.00	0.00

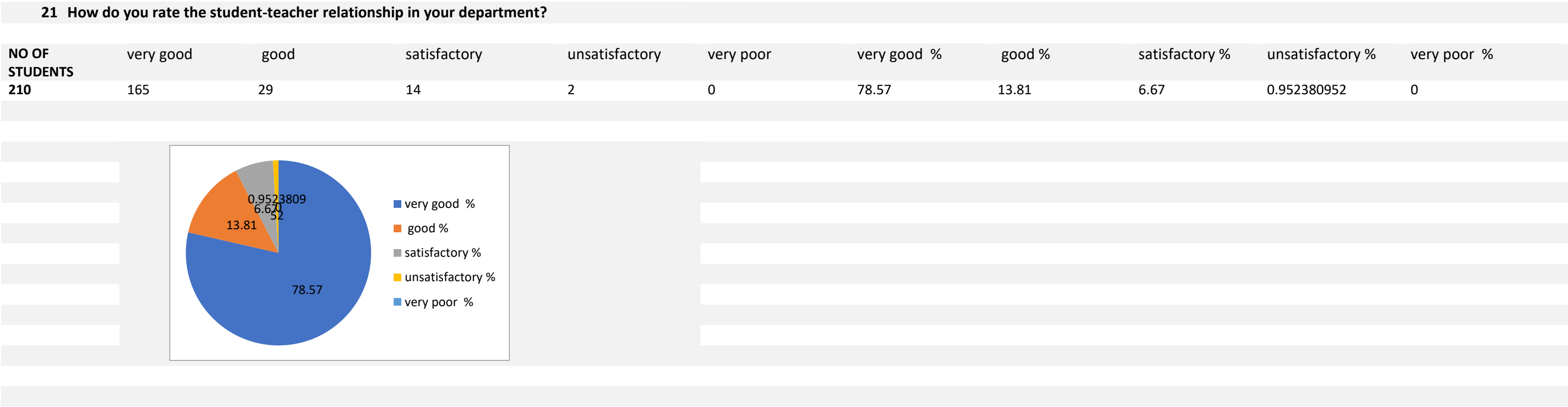
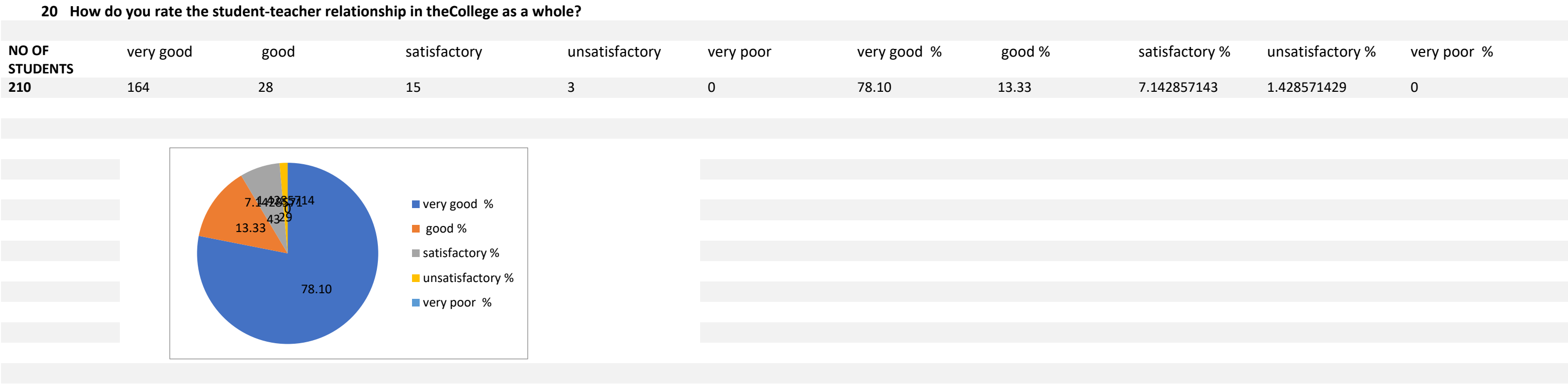


5.continuous self assessment										
NO OF STUDENTS	Highly	Appreciably	Moderately	Poorly	Not at all	Highly %	Appreciably %	Moderately %	Poorly %	Not at all %
210	85	54	71	0	0	40.48	25.71	33.81	0	0



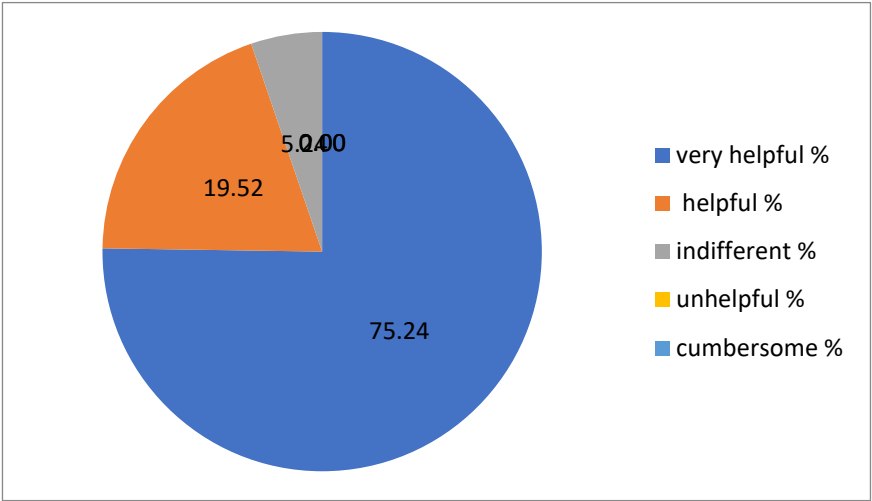
19. When you meet students who have taken a similar programme at other Universities do you feel that your programme is ?						
NO OF STUDENTS	superior	equal	inferior	superior %	equal %	inferior %
210	126	84	0	60.00	40.00	0.00





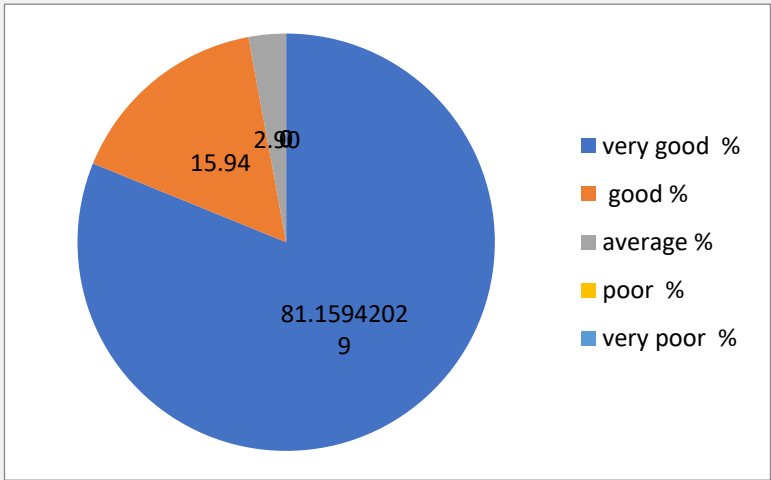
22. How do you find the College office?

NO OF STUDENTS	very helpful	helpful	indifferent	unhelpful	cumbersome	very helpful %	helpful %	indifferent %	unhelpful %	cumbersome %
210	158	41	11	0	0	75.24	19.52	5.24	0.00	0.00



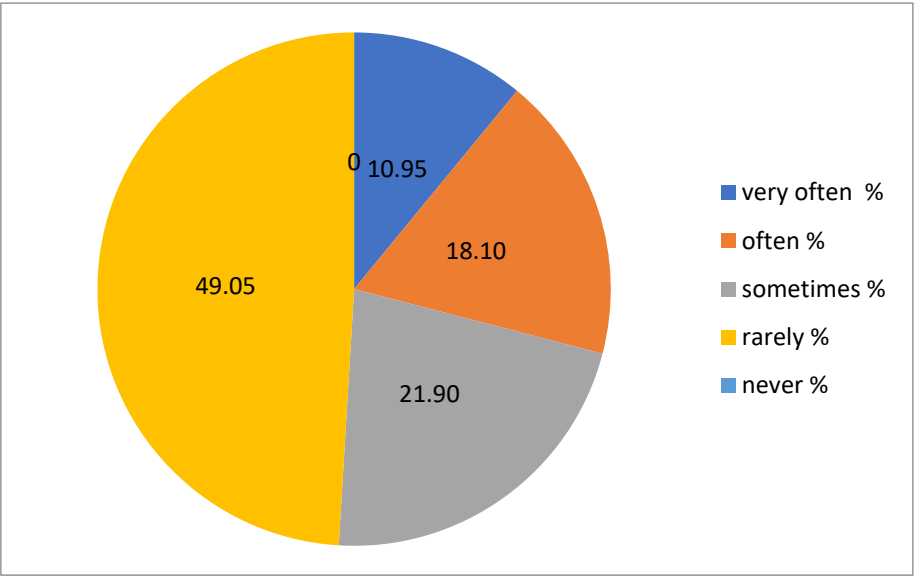
23 What is your rating on hostel facilities?

NO OF STUDENTS	very good	good	average	poor	very poor	very good %	good %	average %	poor %	very poor %
69	56	11	2	0	0	81.15942029	15.94	2.90	0	0



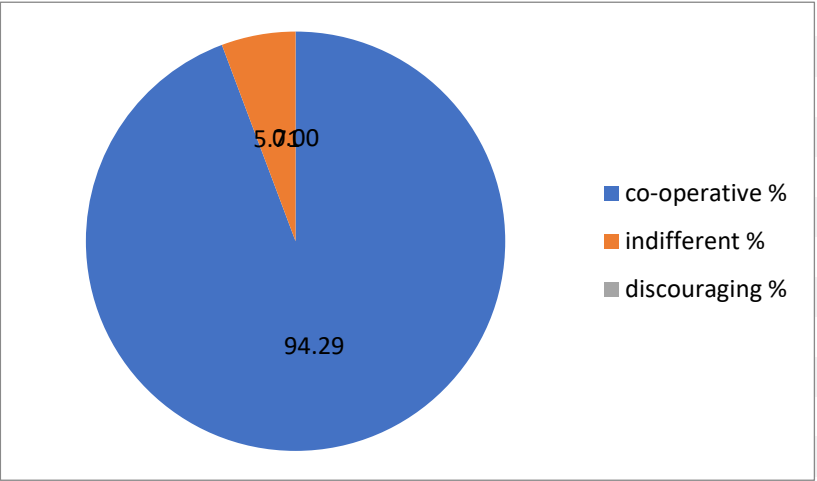
24 Did you participate in any of the extracurricular activities of the Department / College/ University?

NO OF STUDENTS	very often	often	sometim	rarely	never	very often %	often %	sometimes %	rarely %	never %
210	23	38	46	103	0	10.95	18.10	21.90	49.05	0



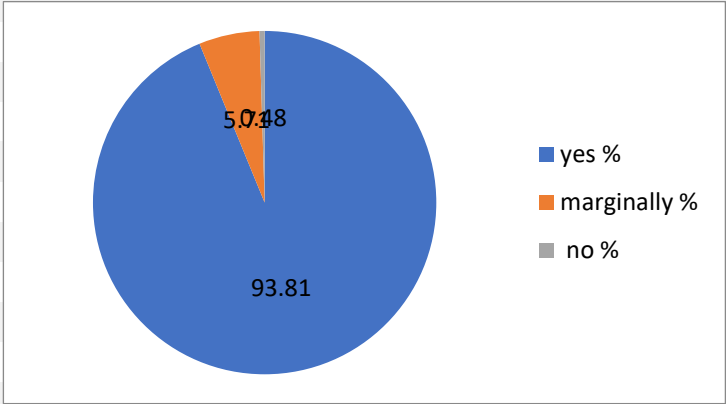
25 What was the attitude of teachers to extracurricular activities?

NO OF STUDENTS	co operative	indifferent	discouraging	co operative %	indifferent %	discouraging %
210	198	12	0	94.29	5.71	0.00



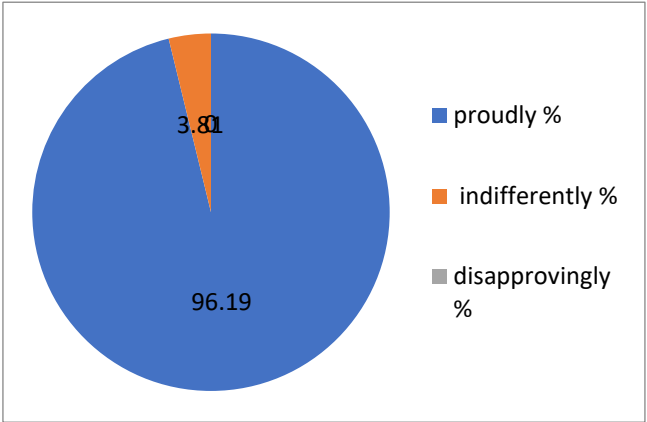
26 Has your time at the College been intellectually enriching?

NO OF STUDENTS	yes	marginally	no	yes %	marginally %	no %
210	197	12	1	93.81	5.71	0.48



27 After leaving the College how will you talk about it?

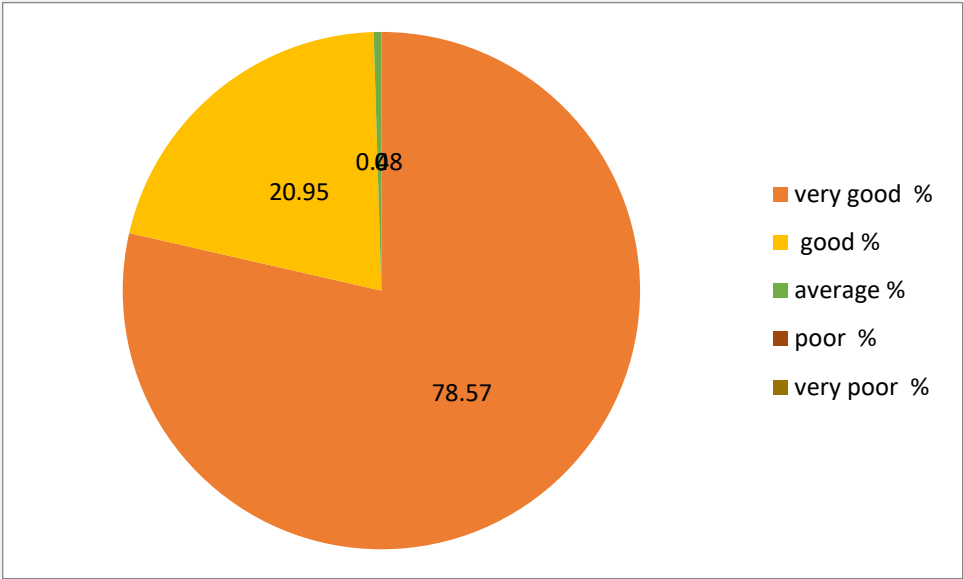
NO OF STUDENTS	proudly	indifferently	disapprovingly	proudly %	indifferently %	disapprovingly %
210	202	8	0	96.19	3.81	0



28 Overall Rating of the Programme

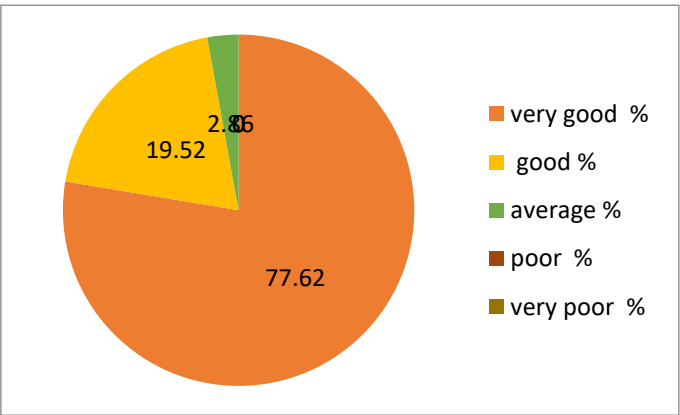
1. Academic content

NO OF STUDENTS	very good	good	average	poor	very poor	very good %	good %	average %	poor %	very poor %
210	165	44	1	0	0	78.57	20.95	0.48	0	0



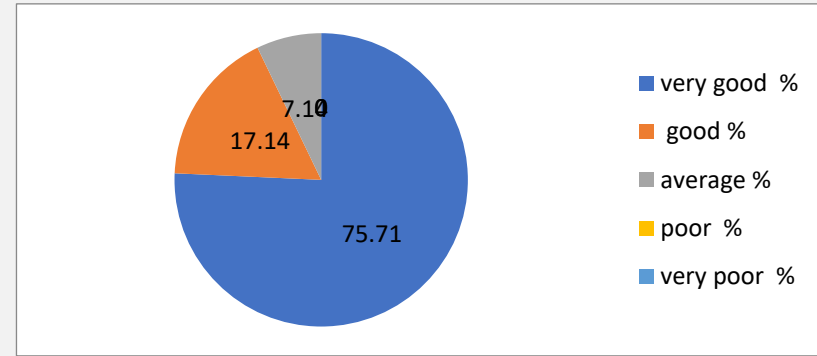
2.Fairness of evaluation

NO OF STUDENTS	very good	good	average	poor	very poor	very good %	good %	average %	poor %	very poor %
210	163	41	6	0	0	77.62	19.52	2.86	0	0



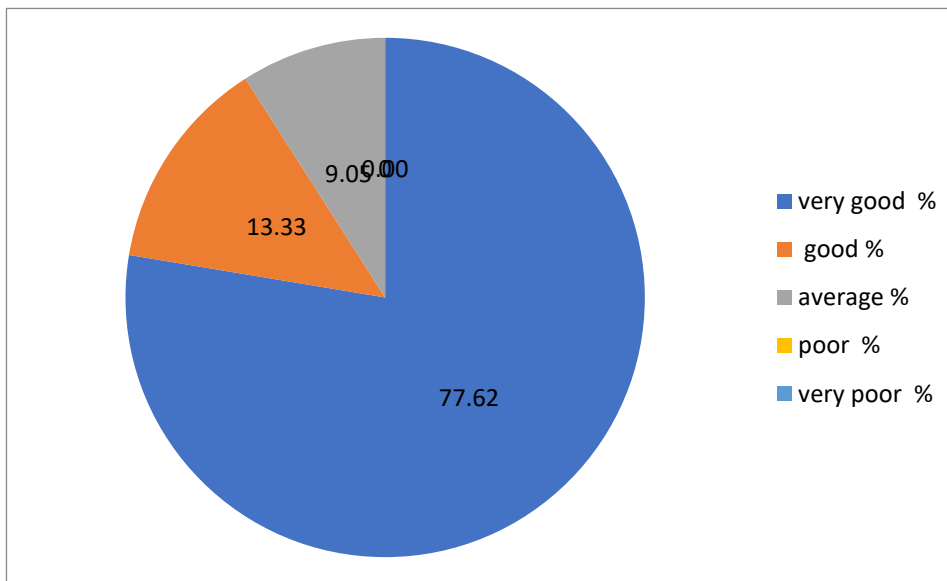
NO OF STUDENTS	very good	good	average	poor	very poor	very good %	good %	average %	poor %	very poor %
210	159	36	15	0	0	75.71	17.14	7.14	0	0

NO OF STUDENTS	very good	good	average	poor	very poor	very good %	good %	average %	poor %	very poor %
210	159	36	15	0	0	75.71	17.14	7.14	0	0



4. Interaction with administration

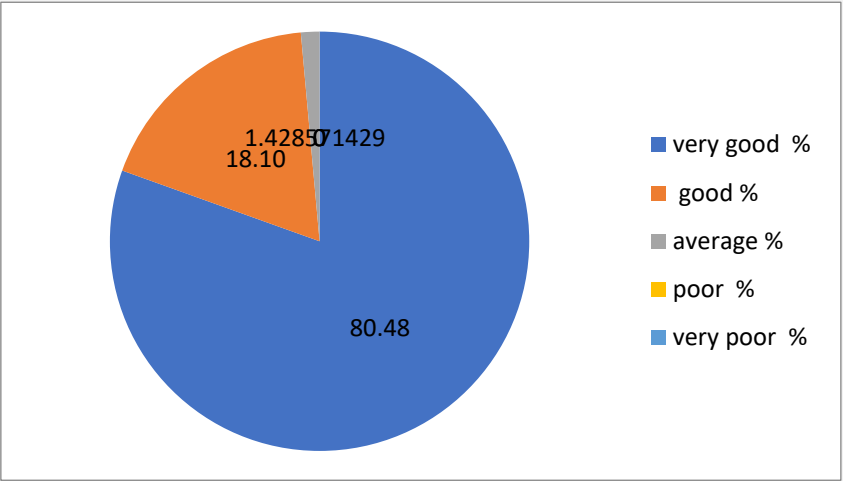
NO OF STUDENTS	very good	good	average	poor	very poor	very good %	good %	average %	poor %	very poor %
210	163	28	19	0	0	77.62	13.33	9.05	0.00	0



--

5.Library facilities

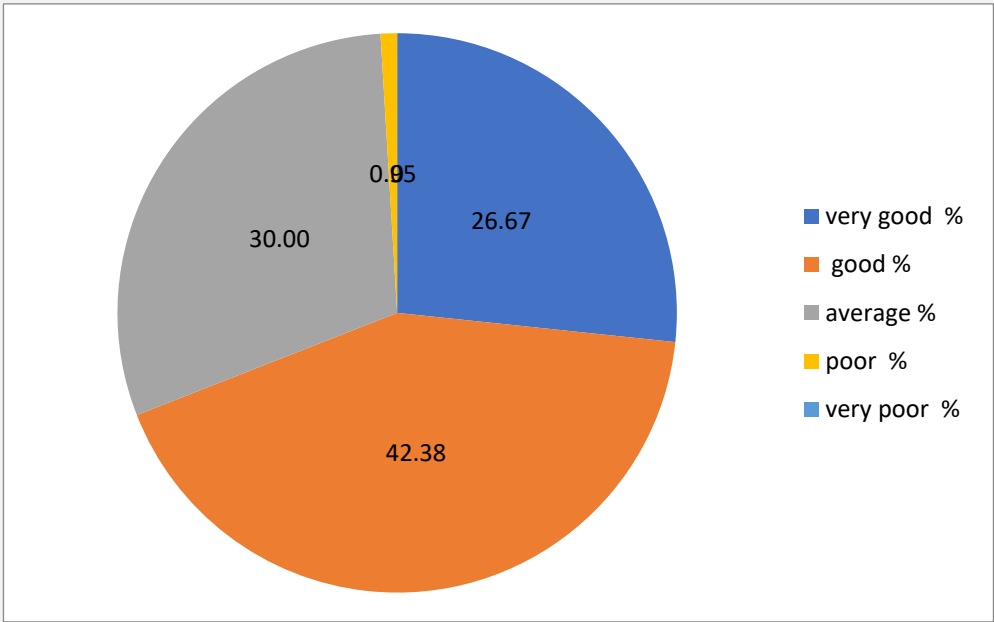
NO OF STUDENTS	very good	good	average	poor	very poor	very good %	good %	average %	poor %	very poor %
210	169	38	3	0	0	80.48	18.10	1.428571429	0	0



--

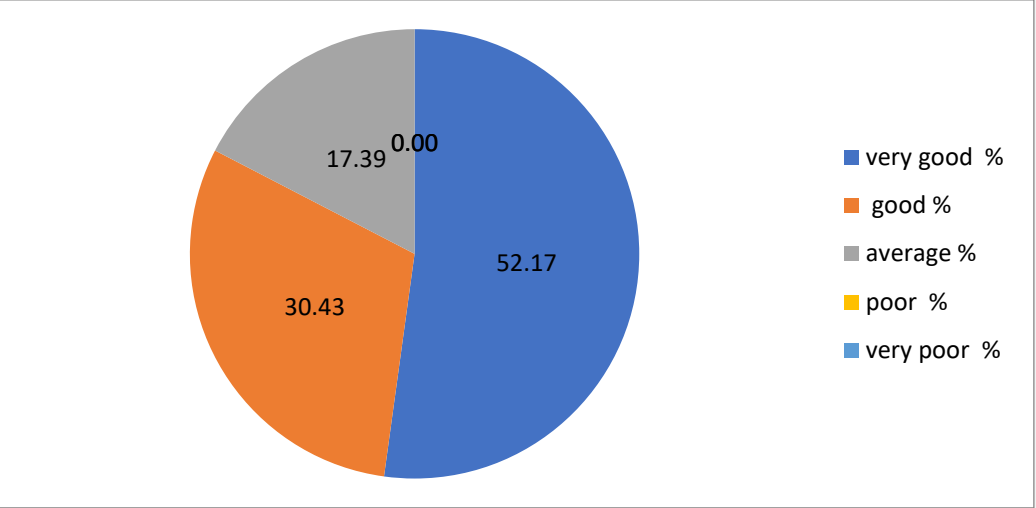
6. Labs/Computer facilities

NO OF STUDENTS	very good	good	average	poor	very poor	very good %	good %	average %	poor %	very poor %
210	56	89	63	2	0	26.67	42.38	30.00	0.95	0



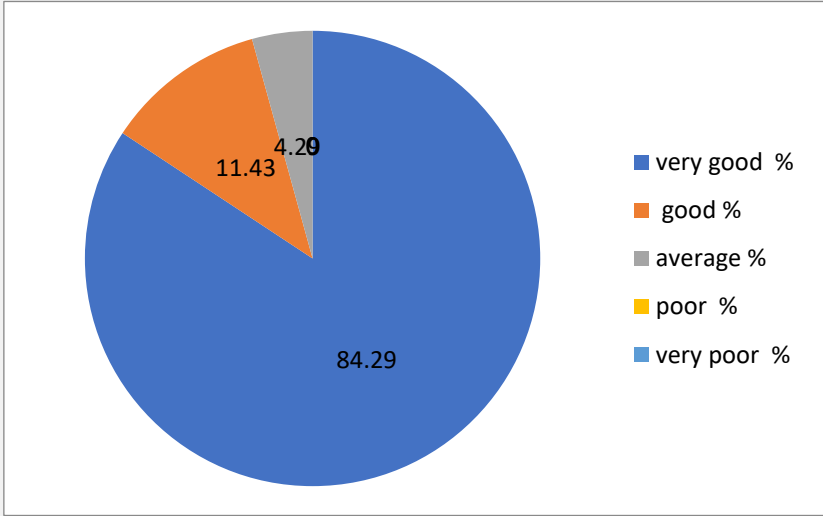
7.Hostel facilities

NO OF STUDENTS	very good	good	average	poor	very poor	very good %	good %	average %	poor %	very poor %
69	36	21	12	0	0	52.17	30.43	17.39	0.00	0.00



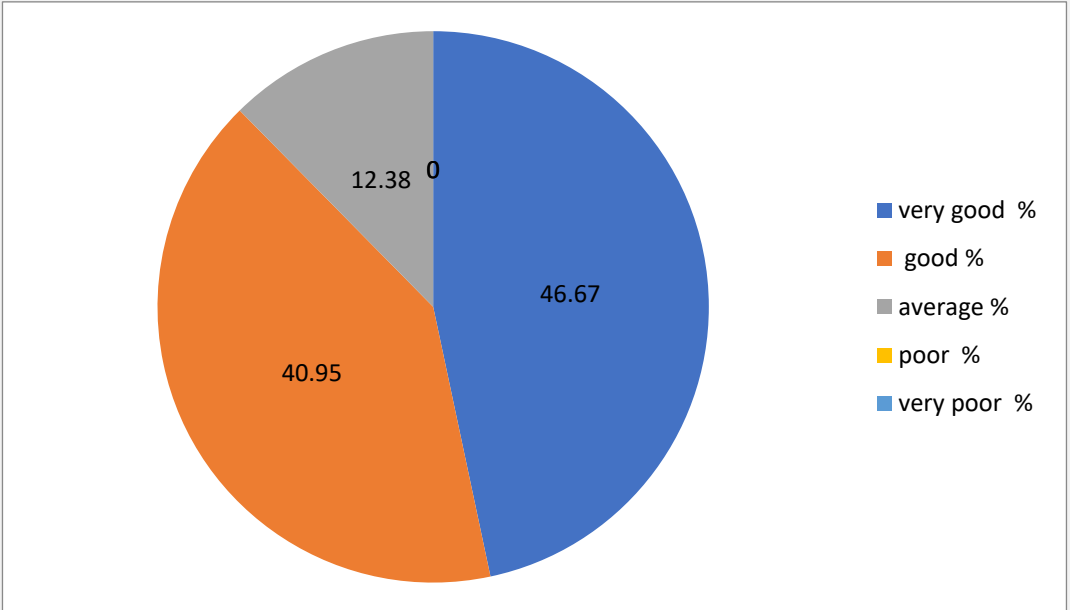
8.Extra-curricular activities

NO OF STUDENTS	very good	good	average	poor	very poor	very good %	good %	average %	poor %	very poor %
210	177	24	9	0	0	84.29	11.43	4.29	0	0



9.Sports facilities

NO OF STUDENTS	very good	good	average	poor	very poor	very good %	good %	average %	poor %	very poor %
210	98	86	26	0	0	46.67	40.95	12.38	0	0



STUDENTS FEEDBACK 2020-21

INTERNAL QUALITY ASSURANCE C

Questions Responses 210 Settings

SRI BHUVANENDRA COLLEGE, KARKALA-574104

Email *

SRI Bhuvanendra College Karkala
STUDENTS FEEDBACK FOR THE ACADEMIC YEAR 2020-2021

Name

Course

Class

For Semester of course

Roll No.

SR ID

Name of the Course

CRN

INTERNAL QUALITY ASSURANCE C

Questions Responses 210 Settings

1. Whether a test had been conducted to find out your basic knowledge of the subject when you came into the course? ನಿಮ್ಮ ಬೇಸಿಕು ಕ್ಷೇತ್ರದ ಮೂಲ ಪರಿಚ್ಛೇದದ ಕುರಿತು ಪರೀಕ್ಷೆಯನ್ನು ನಡೆಸಲಾಗಿದೆಯೇ?

☐ Yes

☒ No

2. Whether Foundation course/ Bridge course/Orientation Course was conducted? ಡಿಟೈಲಡ್ ಆದರೆ ಗ್ರಾಂಡ್ ಡಿವೈಷನ್ ಸ್ಟಾಫ್/ಬ್ರಿಡ್ಜ್ ಕೋರ್ಸ್/ಓರಿಯಂಟೇಷನ್ ಕೋರ್ಸ್ ನಡೆಸಲಾಗಿದೆಯೇ?

☐ Yes

☒ No

3. Whether aims and objectives of the syllabus were defined to you by the department? ಕುರ್ಸಿನ ಧ್ಯೇಯದ ಛೇದನ ಗುರಿ ಮತ್ತು ಉದ್ದೇಶಗಳನ್ನು ವ್ಯಾಖ್ಯಾನಿಸಲಾಗಿದೆಯೇ?

☐ Yes

☒ No

4. Learning value (in terms of skills, concepts, knowledge, analytical abilities, or broadening perspectives) of the course? ಪರಿಕಲ್ಪನೆ ಕೌಶಲ ಜ್ಞಾನ ಮತ್ತು ವಿಶ್ಲೇಷಣೆಗಳ ದೃಷ್ಟಿಯಿಂದ ಕಲಿಕೆಯ ಮೌಲ್ಯವು....

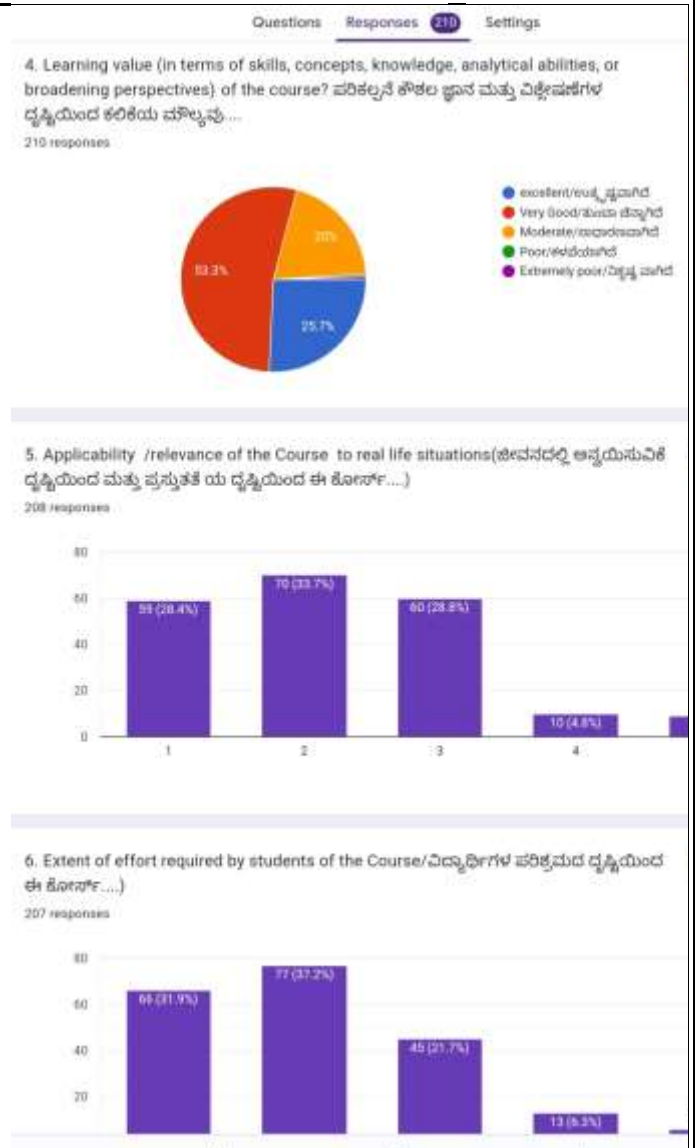
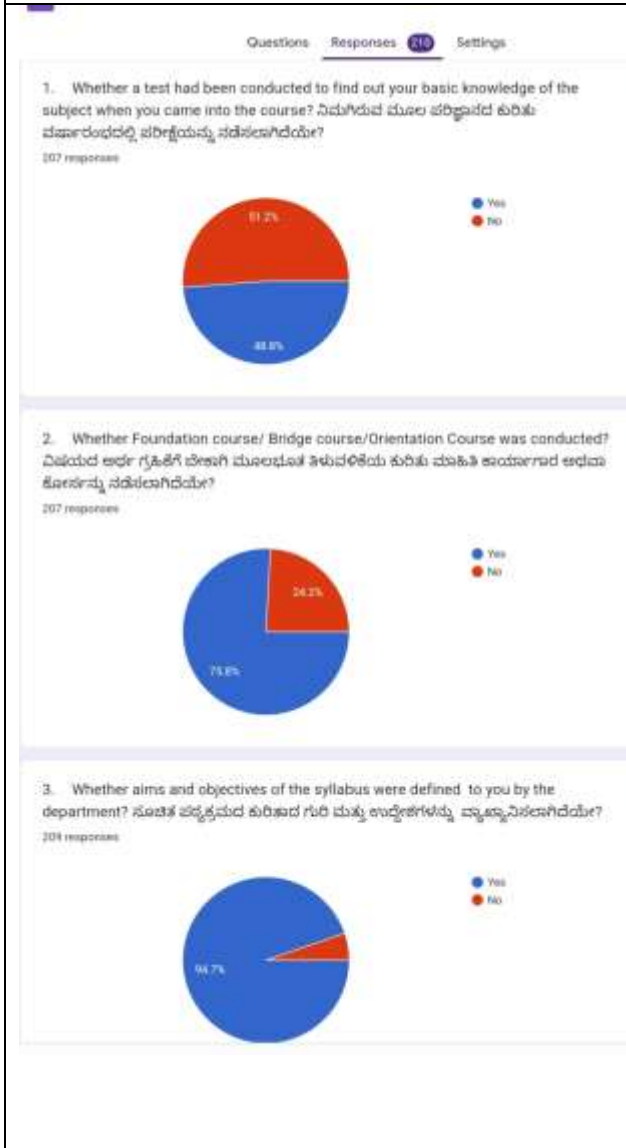
☐ Excellent/ಉತ್ತಮವಾಗಿದೆ

☒ Very Good/ತುಂಬಾ ಚೆನ್ನಾಗಿದೆ

☐ Moderate/ಮಧ್ಯಮವಾಗಿದೆ


☐ Poor/ಕಳಪೆಯಾಗಿದೆ

☐ Extremely poor/ವಿಶೇಷ ಕಳಪೆಯಾಗಿದೆ



7. Overall rating of the course/ಓದುತ್ತಿರುವ ವಿದ್ಯಾಭ್ಯಾಸದ ಕುರಿತು ಇದೆ

285 responses



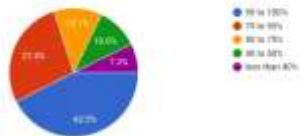
8. The syllabus was (ಓದುತ್ತಿರುವ)

280 responses



9. How much of the syllabus was taught in class? / ಕೆಲಸದ ಅಂಶವು ಹೇಗೆ ಹೇಳಲ್ಪಟ್ಟಿತು?

281 responses



Questions Responses 210 Settings

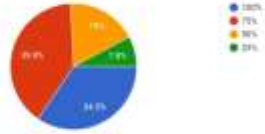
10. What is your opinion about the library holdings for the course? / ಪಠ್ಯಪುಸ್ತಕ ಸಂಪನ್ಮೂಲವು ಹೇಗೆ ಇದೆ?

223 responses



11. In your opinion, how much of the total weightage of a course should the internal assessment account for? / ನಿಮ್ಮ ಅಭಿಪ್ರಾಯದಲ್ಲಿ ಅಂತರೀಯ ಪರೀಕ್ಷೆಯು ಎಷ್ಟು ಪ್ರಮಾಣದಲ್ಲಿರಬೇಕು?

223 responses



12. The internal evaluation system as it exists is ... / ಉಳಿದಂತೆ ಅಂತರೀಯ ಮೌಲ್ಯಮಾಪನ ವ್ಯವಸ್ಥೆ ...

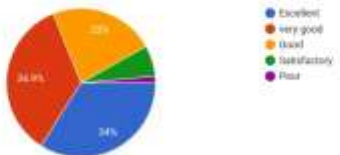
223 responses



Questions Responses 219 Settings

13. How do you rate the student-teacher relationship in your department? / ನಿಮ್ಮ ಅಧ್ಯಯನ ಮಾಡುತ್ತಿರುವ ವಿಭಾಗದಲ್ಲಿ ವಿದ್ಯಾರ್ಥಿ ಮತ್ತು ಶಿಕ್ಷಕರ ಸಂಬಂಧ ಹೇಗೆ ಇದೆ.....

229 responses



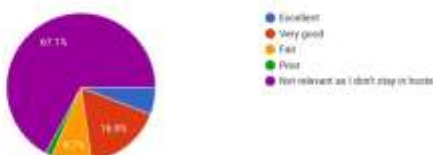
14. How do you find the College office? / ಕಾಲೇಜಿನ ಕಛೇರಿಯ ಸುಲಭತೆಯು ಹೇಗೆ ಇದೆ.....

229 responses



15. What is your rating on hostel facilities? / ಕಾಲೇಜಿನ ವಸತಿ ವಿಭಾಗದ ಸೌಕರ್ಯಗಳು ಹೇಗೆ ಇವೆ.

227 responses



Questions Responses 219 Settings

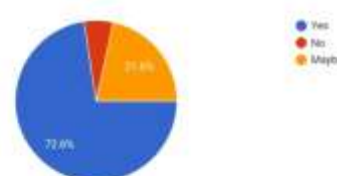
16. Did you participate in any of the extracurricular activities of the Department / College / University? / ವಿಭಾಗದ/ ಕಾಲೇಜಿನ ಅಥವಾ ವಿಶ್ವವಿದ್ಯಾಲಯದ ಪರ್ಮಿಟೆಡ್ ಚಟುವಟಿಕೆಗಳಲ್ಲಿ ಭಾಗವಹಿಸಿದ್ದೀರಾ?

229 responses



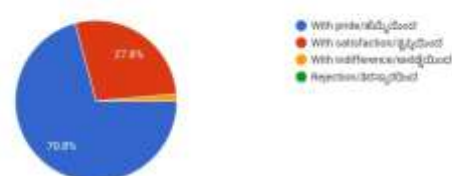
17. Has your time at the College been intellectually enriching? / ನಿಮ್ಮ ಕಾಲೇಜಿನಲ್ಲಿ ಕಳೆದ ಕಾಲವು ನಿಮ್ಮ ಬುದ್ಧಿಕರ ಶ್ರಮಾಂಶವನ್ನು ಹೆಚ್ಚಿಸಿದೆಯೇ?

228 responses



18. After leaving the College how will you talk about it? / ಕಾಲೇಜು ಮುಗಿದ ನಂತರ ನಿಮ್ಮ ಕಾಲೇಜಿನ ಬಗ್ಗೆ ನೀವು ಹೇಗೆ ಮಾತನಾಡುತ್ತೀರಿ?

228 responses



2021-22 STUDENTS FEEDBACK (still open for responses)

Questions
Responses
Settings

St. Philomena's College Karate

STUDENTS FEEDBACK FOR THE ACADEMIC YEAR 2021-2022

1 2 3 4 5 6 7 8 9 10 11 12

Name

(Short answer text)

Class

1 2 3 4 5 6 7 8 9 10 11 12

(Short answer text)

Roll No.

1 2 3 4 5 6 7 8 9 10 11 12

(Short answer text)

Name of the Course

(Short answer text)

1. Whether a test had been conducted to find out your basic knowledge of the subject when you came into the course? ಇದರೊಂದಿಗೆ ಮೂಲಭೂತ ಜ್ಞಾನವನ್ನು ಪರೀಕ್ಷಿಸಿದೆಯೇ?

☐ Yes

2021-2022 INTERNAL QUALITY ASS

Questions
Responses
18
Settings

2. Whether Foundation course/ Bridge course/Orientation Course was conducted? ವಿಶಯದ ಆಧಾರ್ ಕೋರ್ಸ್ ಬೋರಿಂಗ್ ಮೂಲಭೂತ ತಿಳುವಳಿಕೆಯ ಕುರಿತು ಮೂಲತಃ ಉದ್ದೇಶಿಸಿದ ಆಧಾರ್ ಕೋರ್ಸ್ ನಡೆಸಲಾಗಿದೆಯೇ?

38 responses

Response	Percentage
Yes	97.4%
No	2.6%

3. Whether aims and objectives of the syllabus were defined to you by the department? ಸೂಚಿತ ಪಠ್ಯಕ್ರಮದ ಕುರಿತು ರೂರಿ ಮತ್ತು ಉದ್ದೇಶಗಳನ್ನು ವ್ಯಾಖ್ಯಾನಿಸಲಾಗಿದೆಯೇ?

38 responses

Response	Percentage
Yes	97.4%
No	2.6%

4. Learning value (in terms of skills, concepts, knowledge, analytical abilities, or broadening perspectives) of the course? ಎರಡನೇ ಶಿಕ್ಷಣ ಛಾಂದ್ರ ಮತ್ತು ವಿಶ್ಲೇಷಣೆಗಳ ವ್ಯಕ್ತಿಯಾದ ಕಲಿಕೆಯ ಮೌಲ್ಯವು...

38 responses



5. Applicability /relevance of the Course /ಕಾರ್ಯದರ್ಶಿ ಅನ್ವಯಿಸುವ ವ್ಯಕ್ತಿಯಾದ ಮತ್ತು ಪ್ರಸ್ತುತೀಯ ವ್ಯಕ್ತಿಯಾದ ಈ ಕೋರ್ಸ್...

37 responses



6. Extent of effort required by students of the Course/ವಿದ್ಯಾರ್ಥಿಗಳ ಎಣಿಕೆಯಾದ ವ್ಯಕ್ತಿಯಾದ ಈ ಕೋರ್ಸ್...

37 responses



6. Extent of effort required by students of the Course/ವಿದ್ಯಾರ್ಥಿಗಳ ಎಣಿಕೆಯಾದ ವ್ಯಕ್ತಿಯಾದ ಈ ಕೋರ್ಸ್...

37 responses



7. Overall rating of the course/ವ್ಯಕ್ತಿಯಾದ ಮತ್ತು ಮಾರ್ಕಾಯಾದ ಕೋರ್ಸ್ ಮೌಲ್ಯವು ಈ ಕೋರ್ಸ್...

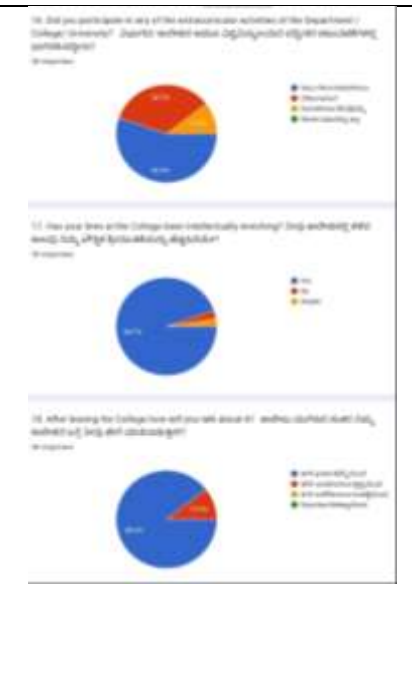
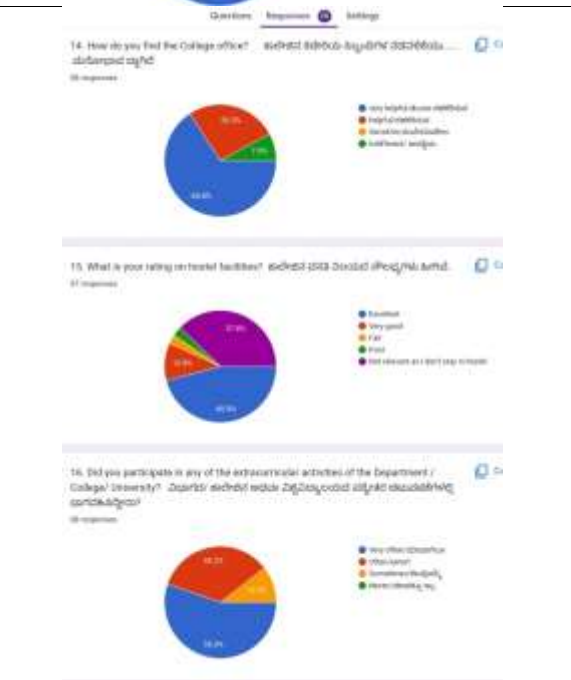
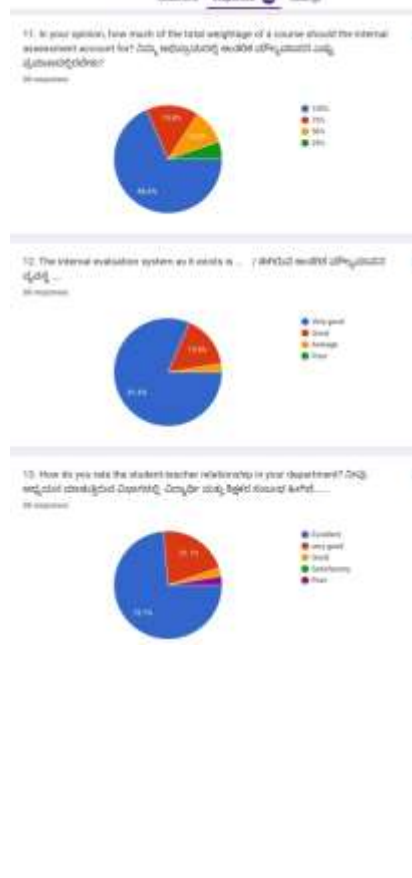
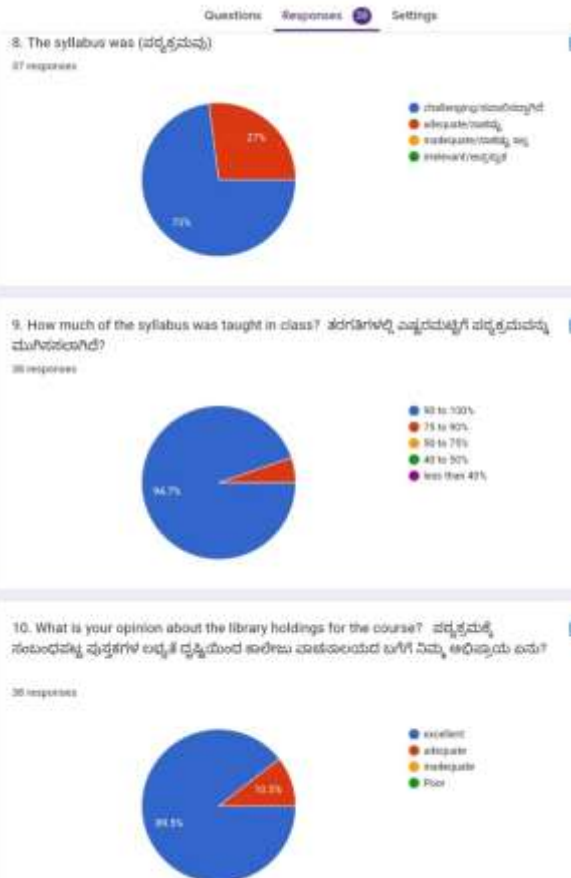
37 responses



8. The application area (ವಿನ್ಯಾಸದ ಪ್ರದೇಶ)

37 responses







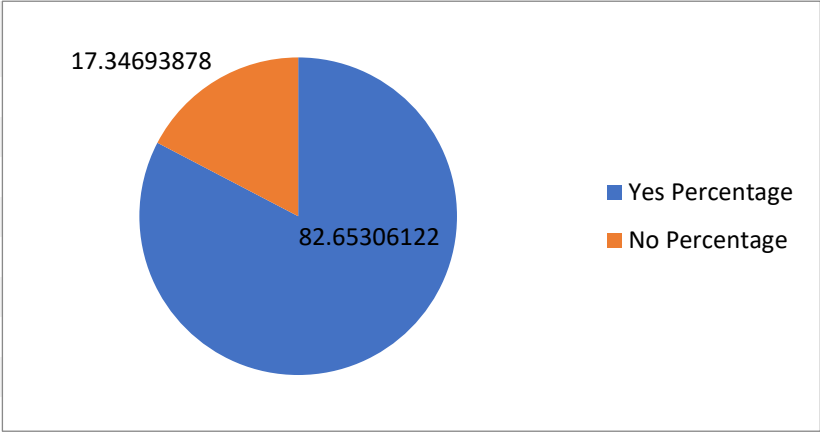
Sri Bhuvanendra College, Karkala

Feedback from OLD Students 2016-17

1. Do you believe that your study has improved your...

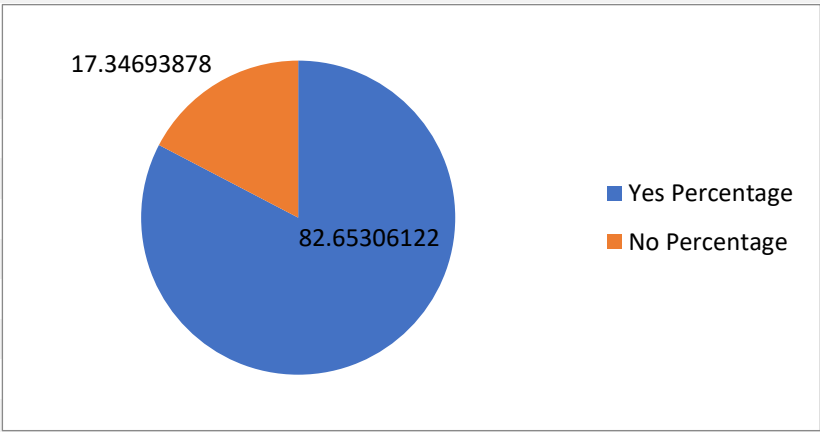
a) Personality

No of old students	Yes	No	Yes Percentage	No Percentage
98	81	17	82.65306122	17.34693878



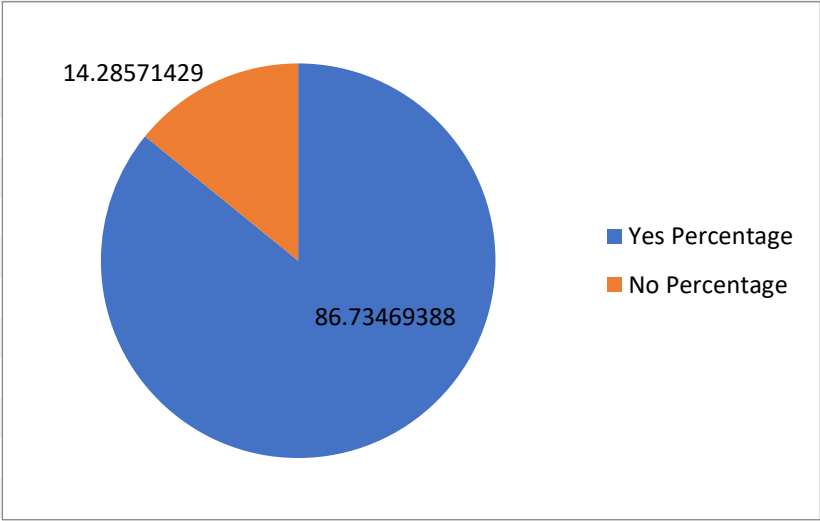
b) Knowledge

No of old students	Yes	No	Yes Percentage	No Percentage
98	82	16	83.67346939	16.32653061



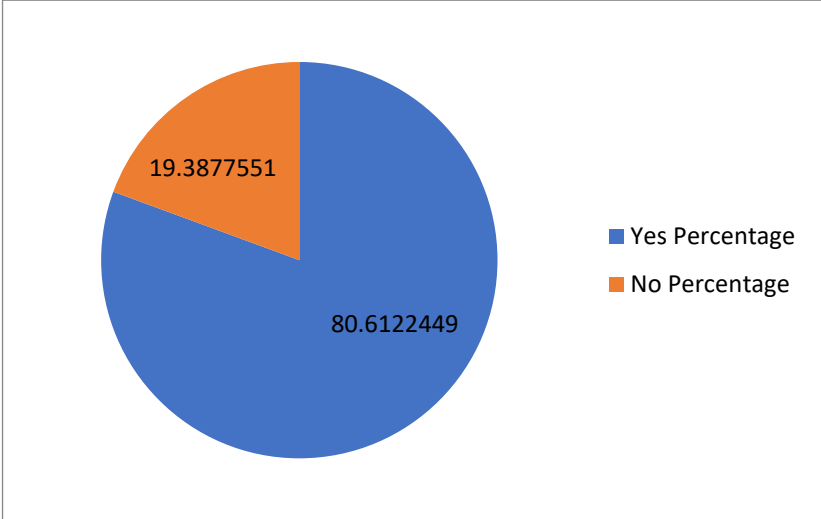
c) Life Skills

No of old students	Yes	No	Yes Percentage	No Percentage
98	85	14	86.73469388	14.28571429



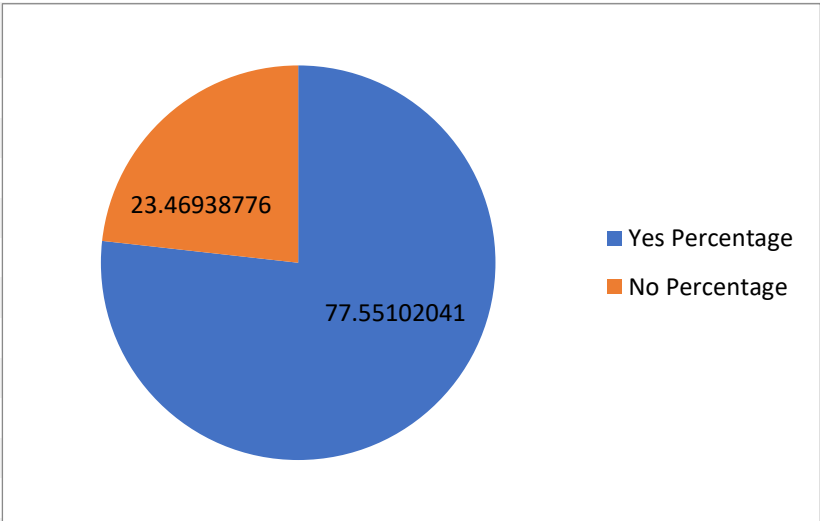
d) Economic Condition

No of old students	Yes	No	Yes Percentage	No Percentage
98	79	19	80.6122449	19.3877551



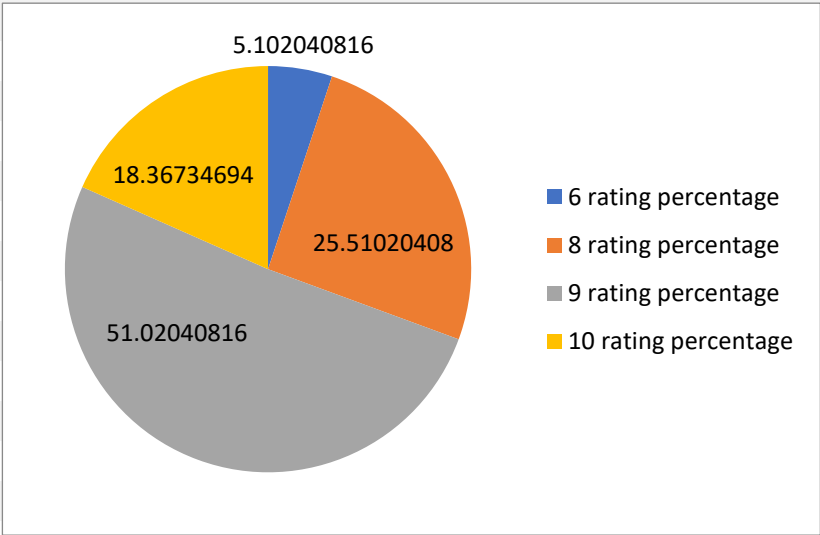
e) Social status

No of old students	Yes	No	Yes Percentage	No Percentage
98	76	23	77.55102041	23.46938776



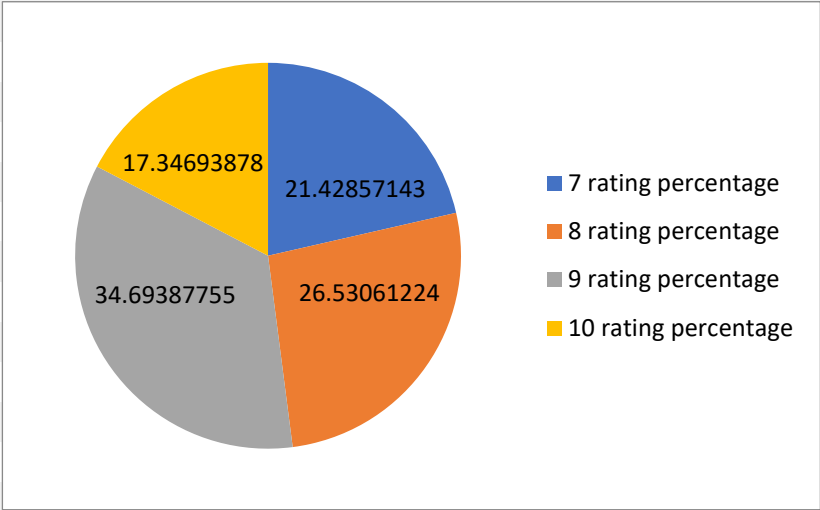
2. How do you rate your course of study?

No of old students	6 rating	8 rating	9 rating	10 rating	6 rating percentage	8 rating percentage	9 rating percentage	10 rating percentage
98	5	25	50	18	5.102040816	25.51020408	51.02040816	18.36734694



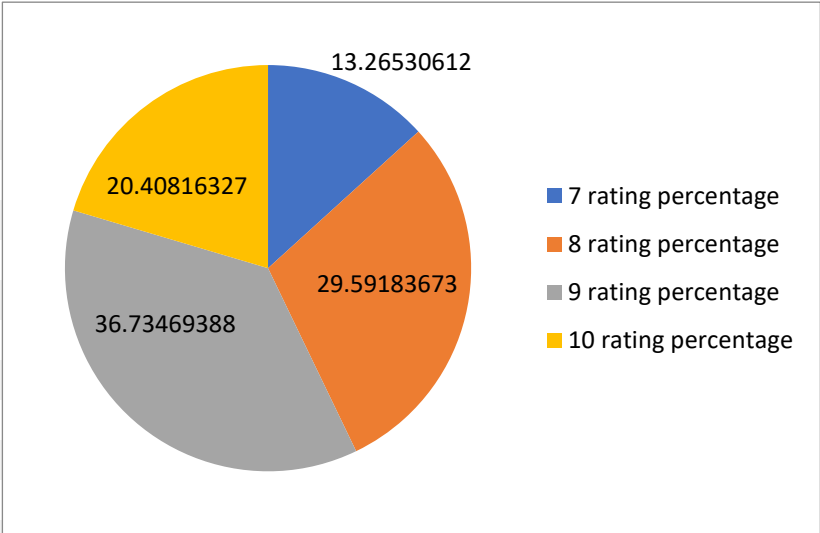
3. How do you rate your learning experience?

No of old students	7 rating	8 rating	9 rating	10 rating	7 rating percentage	8 rating percentage	9 rating percentage	10 rating percentage
98	21	26	34	17	21.42857143	26.53061224	34.69387755	17.34693878



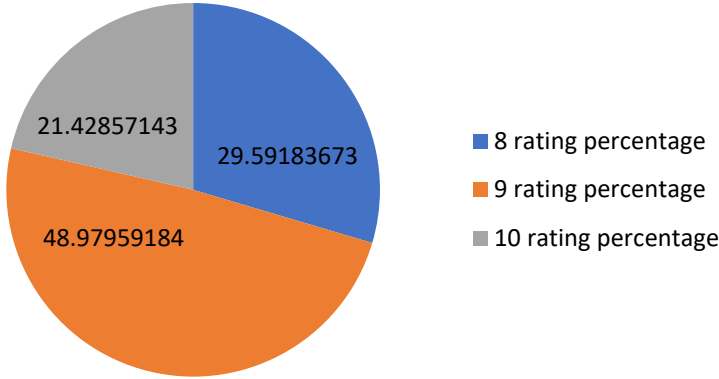
4. How do you rate the teaching of your teachers?

No of old students	7 rating	8 rating	9 rating	10 rating	7 rating percentage	8 rating percentage	9 rating percentage	10 rating percentage
98	13	29	36	20	13.26530612	29.59183673	36.73469388	20.40816327



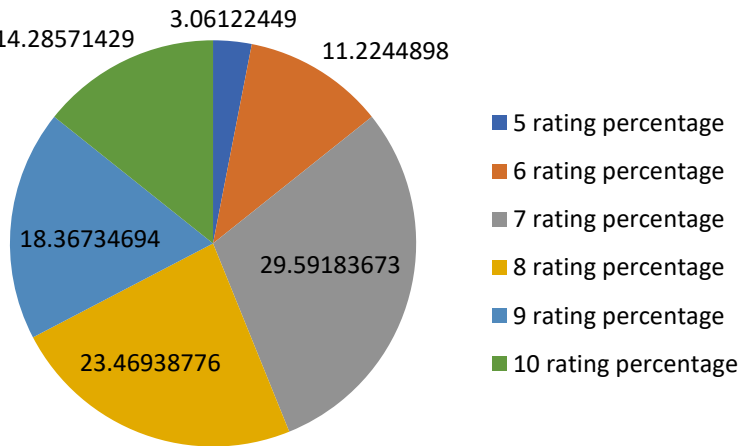
5. How do you rate the knowledge of your teachers?

No of old students	8 rating	9 rating	10 rating	8 rating percentage	9 rating percentage	10 rating percentage
98	29	48	21	29.59183673	48.97959184	21.42857143



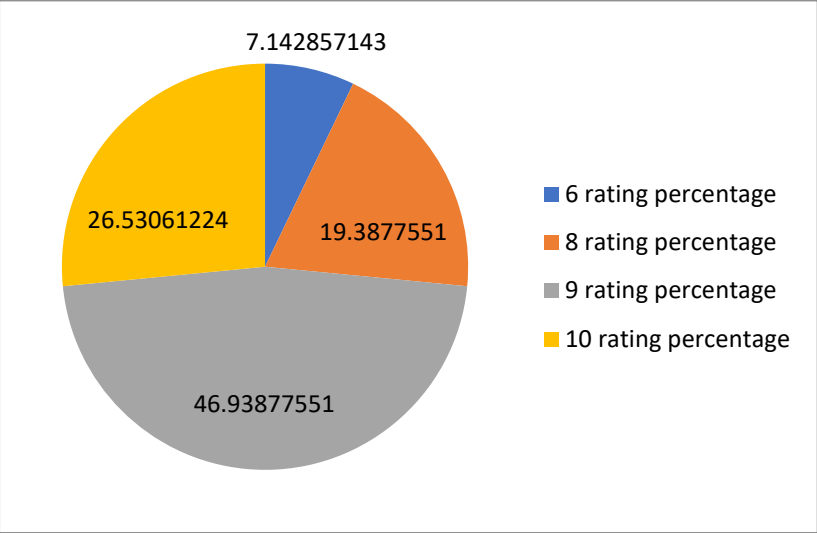
6. How do you rate your relationship with non-teaching/office staff?

No of old students	5 rating	6 rating	7 rating	8 rating	9 rating	10 rating	5 rating percentage	6 rating percentage	7 rating percentage	8 rating percentage	9 rating percentage	10 rating percentage
98	3	11	29	23	18	14	3.06122449	11.2244898	29.59183673	23.46938776	18.36734694	14.28571429



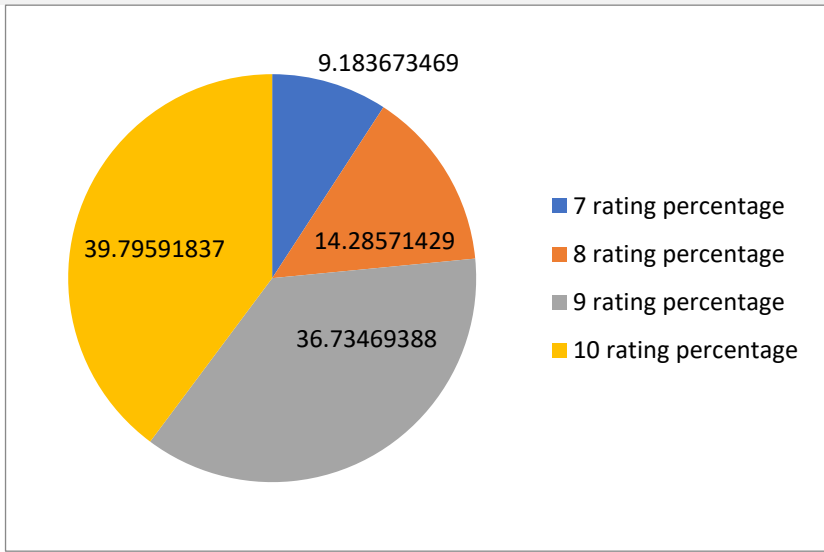
7. How do you rate the library?

No of old students	6 rating	8 rating	9 rating	10 rating	6 rating percentage	8 rating percentage	9 rating percentage	10 rating percentage
98	7	19	46	26	7.142857143	19.3877551	46.93877551	26.53061224



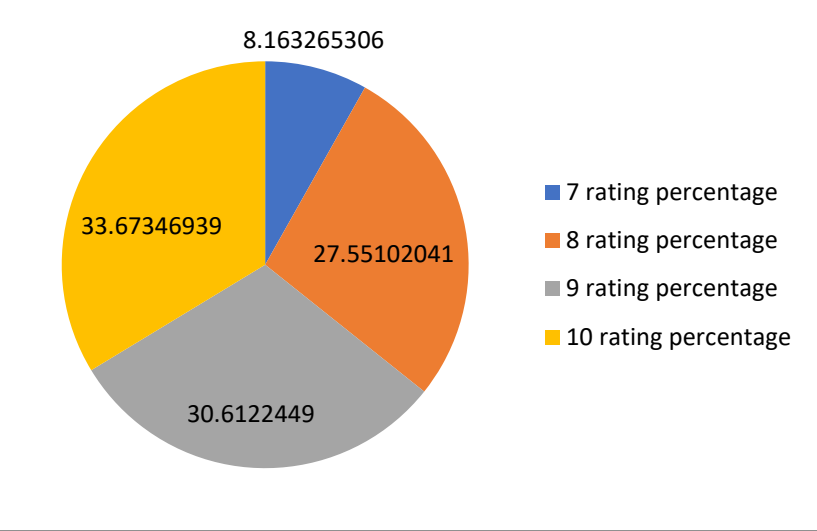
8.How useful was your campus life in shaping your present personality?

No of old students	7 rating	8 rating	9 rating	10 rating	7 rating percentage	8 rating percentage	9 rating percentage	10 rating percentage
98	9	14	36	39	9.183673469	14.28571429	36.73469388	39.79591837



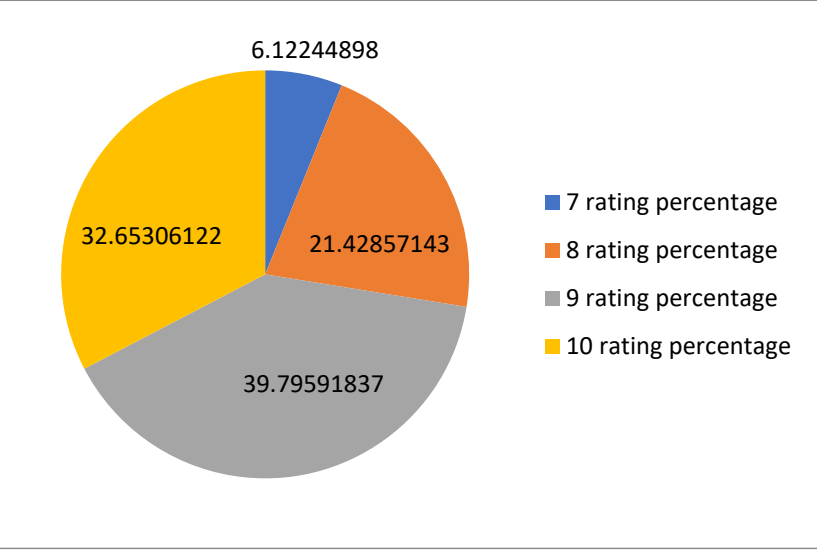
9.How do you rate the infrastructure and facilities of the college?

No of old students	7 rating	8 rating	9 rating	10 rating	7 rating percentage	8 rating percentage	9 rating percentage	10 rating percentage
98	8	27	30	33	8.163265306	27.55102041	30.6122449	33.67346939



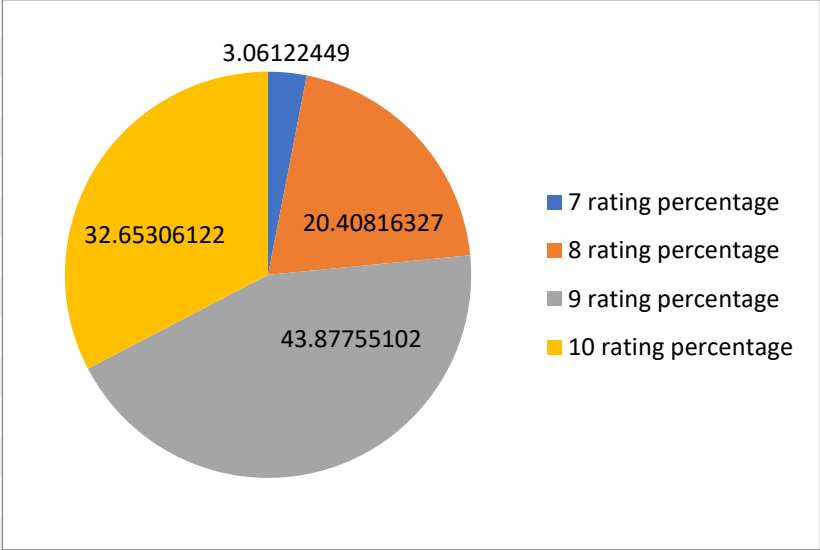
10.How do you rate the intellectual and atmosphere of the college?

No of old students	7 rating	8 rating	9 rating	10 rating	7 rating percentage	8 rating percentage	9 rating percentage	10 rating percentage
98	6	21	39	32	6.12244898	21.42857143	39.79591837	32.65306122



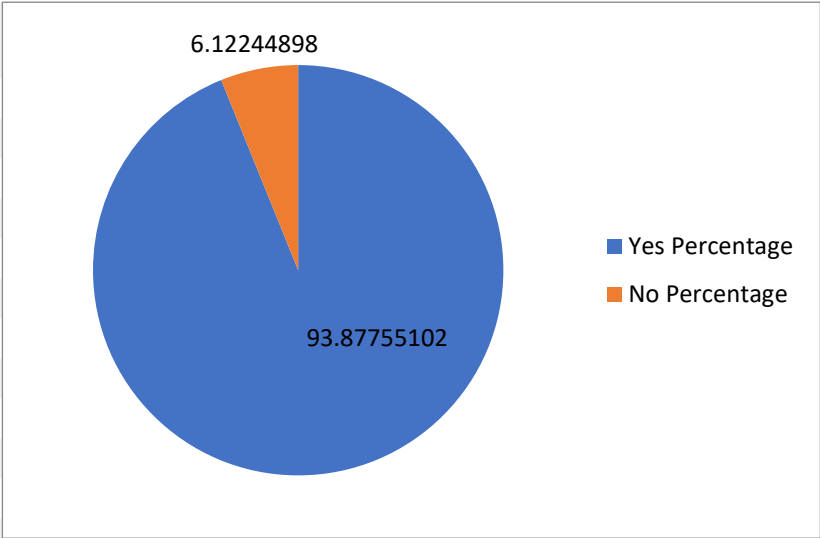
11. Rate the overall environment of the college in 10 point scale?

No of old students	7 rating	8 rating	9 rating	10 rating	7 rating percentage	8 rating percentage	9 rating percentage	10 rating percentage
98	3	20	43	32	3.06122449	20.40816327	43.87755102	32.65306122



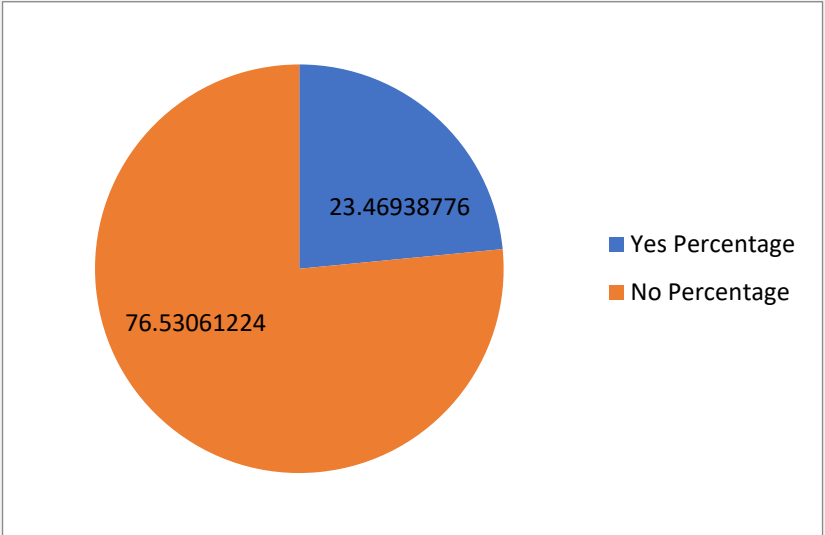
12. Would you like to recommend this college for aspirants?

No of old students	Yes	No	Yes Percentage	No Percentage
98	92	6	93.87755102	6.12244898



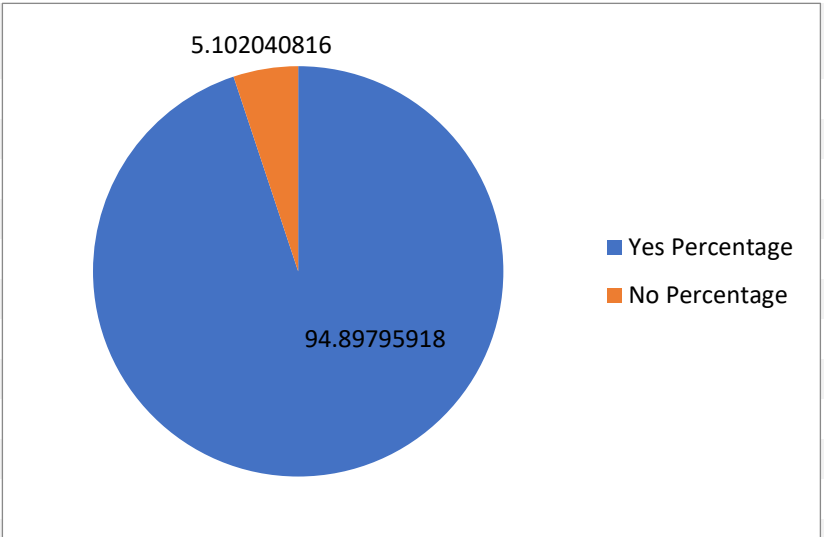
13. Have you become the member of Old Student Association?

No of old students	Yes	No	Yes Percentage	No Percentage
98	23	75	23.46938776	76.53061224



14. Would you to continue your association with college?

No of old students	Yes	No	Yes Percentage	No Percentage
98	93	5	94.89795918	5.102040816





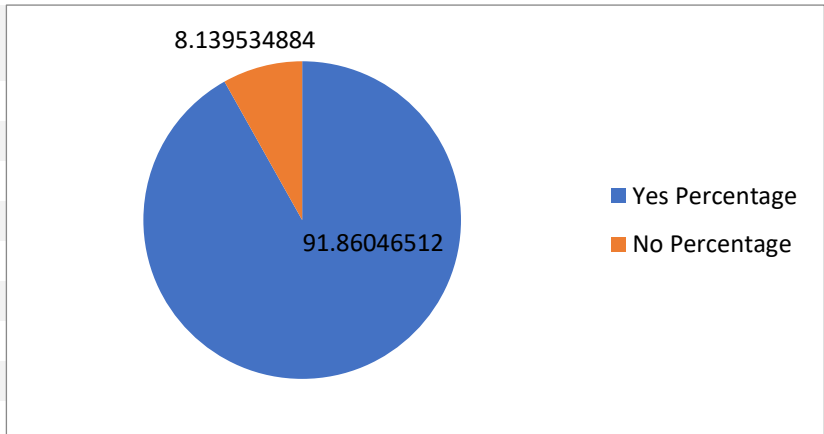
Sri Bhuvanendra College, Karkala

Feedback from OLD Students 2017-18

1. Do you believe that your study has improved your...

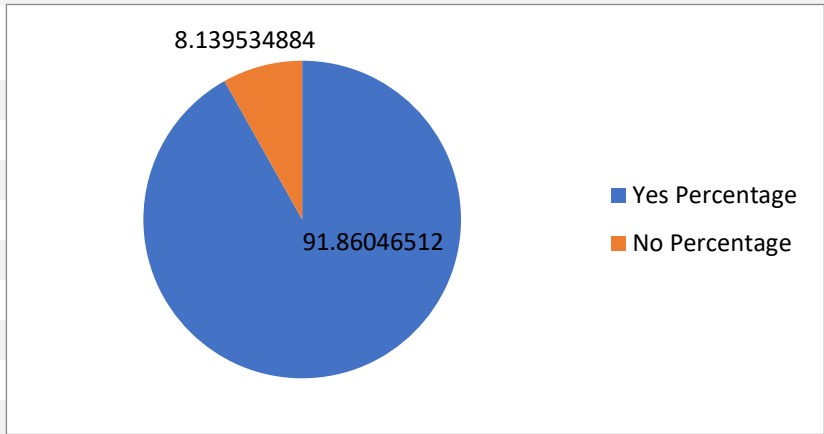
a) Personality

No of old students	Yes	No	Yes Percentage	No Percentage
86	79	7	91.86046512	8.139534884



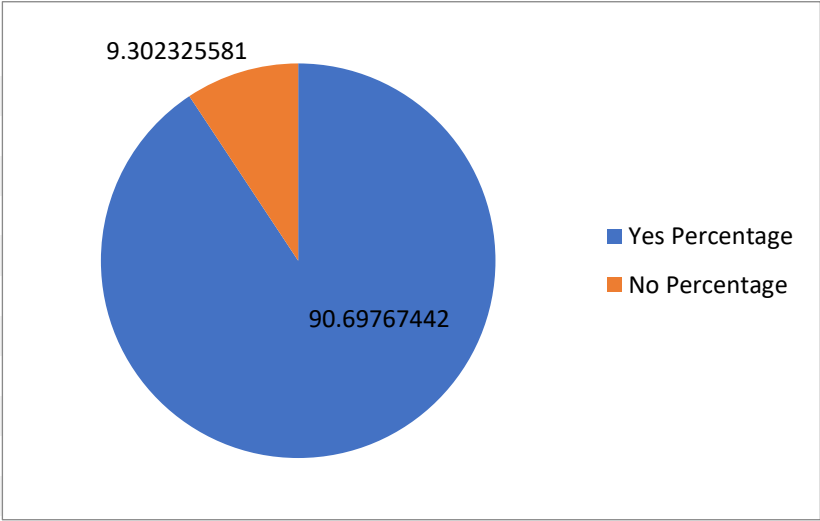
b) Knowledge

No of old students	Yes	No	Yes Percentage	No Percentage
86	74	12	86.04651163	13.95348837



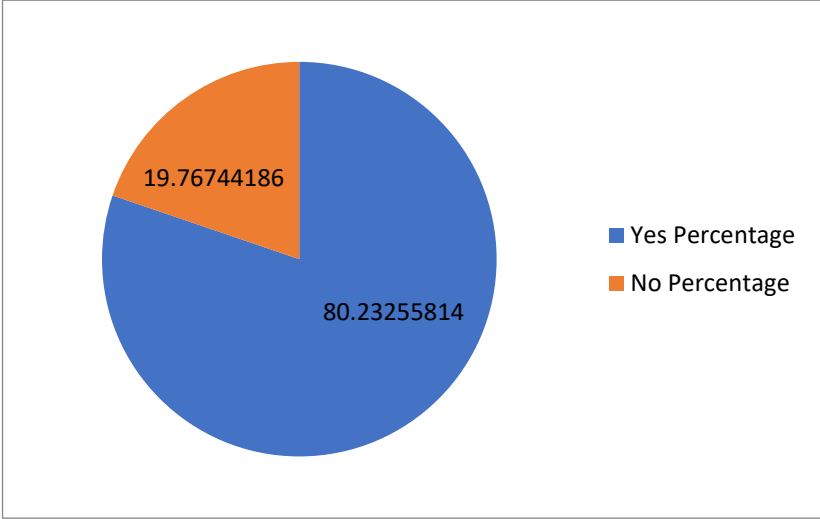
c) Life Skills

No of old students	Yes	No	Yes Percentage	No Percentage
86	78	8	90.69767442	9.302325581



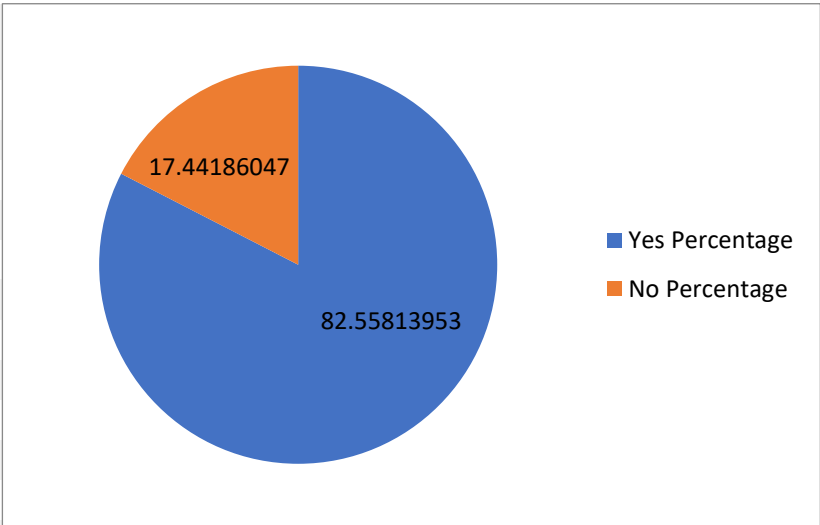
d) Economic Condition

No of old students	Yes	No	Yes Percentage	No Percentage
86	69	17	80.23255814	19.76744186



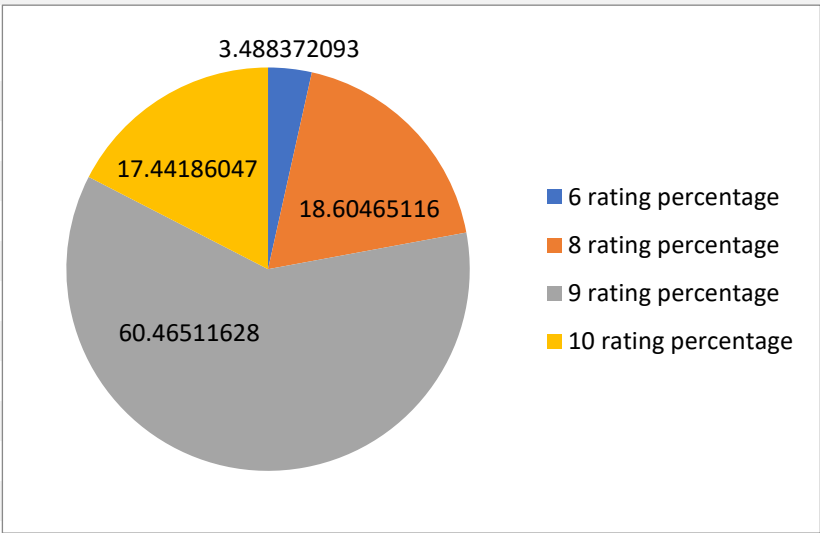
e) Social status

No of old students	Yes	No	Yes Percentage	No Percentage
86	71	15	82.55813953	17.44186047



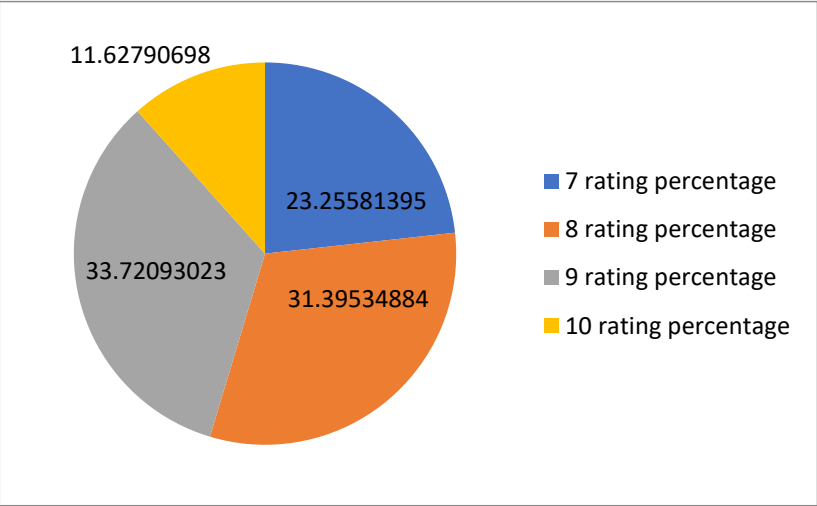
2. How do you rate your course of study?

No of old students	6 rating	8 rating	9 rating	10 rating	6 rating percentage	8 rating percentage	9 rating percentage	10 rating percentage
86	3	16	52	15	3.488372093	18.60465116	60.46511628	17.44186047



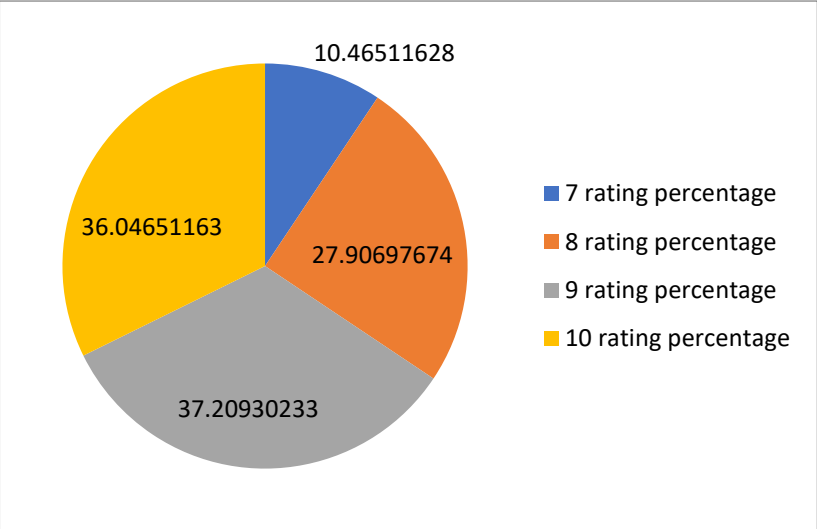
3. How do you rate your learning experience?

No of old students	7 rating	8 rating	9 rating	10 rating	7 rating percentage	8 rating percentage	9 rating percentage	10 rating percentage
86	20	27	29	10	23.25581395	31.39534884	33.72093023	11.62790698



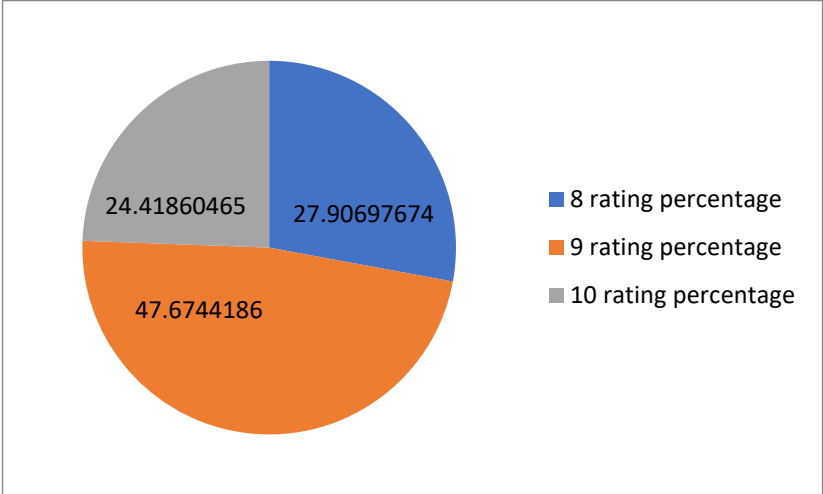
4. How do you rate the teaching of your teachers?

No of old students	7 rating	8 rating	9 rating	10 rating	7 rating percentage	8 rating percentage	9 rating percentage	10 rating percentage
86	9	24	32	31	10.46511628	27.90697674	37.20930233	36.04651163



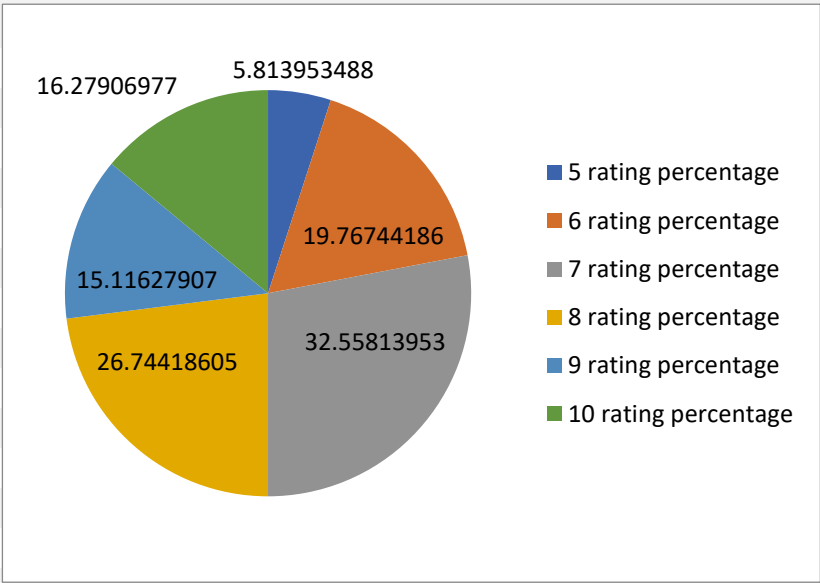
5. How do you rate the knowledge of your teachers?

No of old students	8 rating	9 rating	10 rating	8 rating percentage	9 rating percentage	10 rating percentage
86	24	41	21	27.90697674	47.6744186	24.41860465



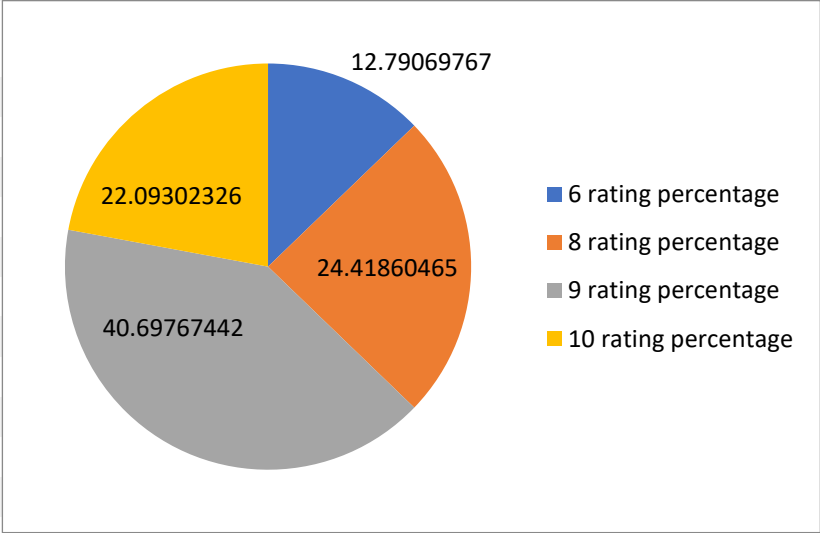
6. How do you rate your relationship with non-teaching/office staff?

No of old students	5 rating	6 rating	7 rating	8 rating	9 rating	10 rating	5 rating percentage	6 rating percentage	7 rating percentage	8 rating percentage	9 rating percentage	10 rating percentage
86	5	17	28	23	13	14	5.813953488	19.76744186	32.55813953	26.74418605	15.11627907	16.27906977



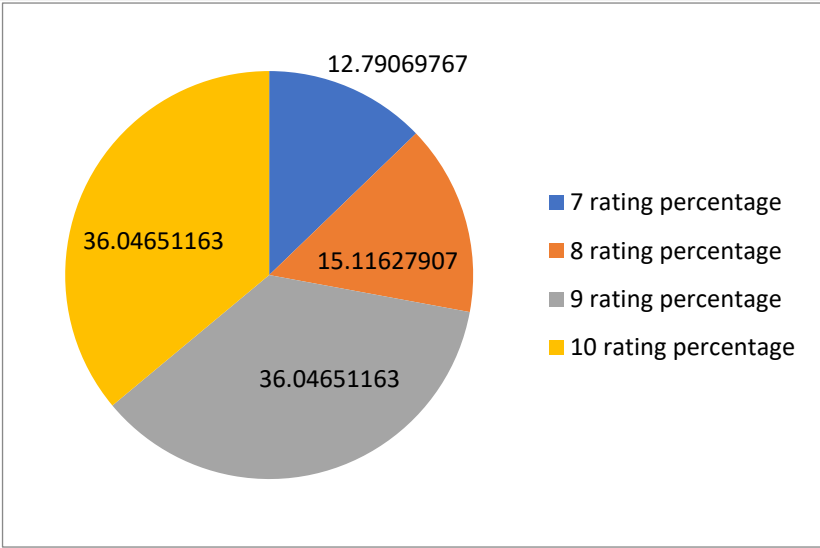
7. How do you rate the library?

No of old students	6 rating	8 rating	9 rating	10 rating	6 rating percentage	8 rating percentage	9 rating percentage	10 rating percentage
86	11	21	35	19	12.79069767	24.41860465	40.69767442	22.09302326



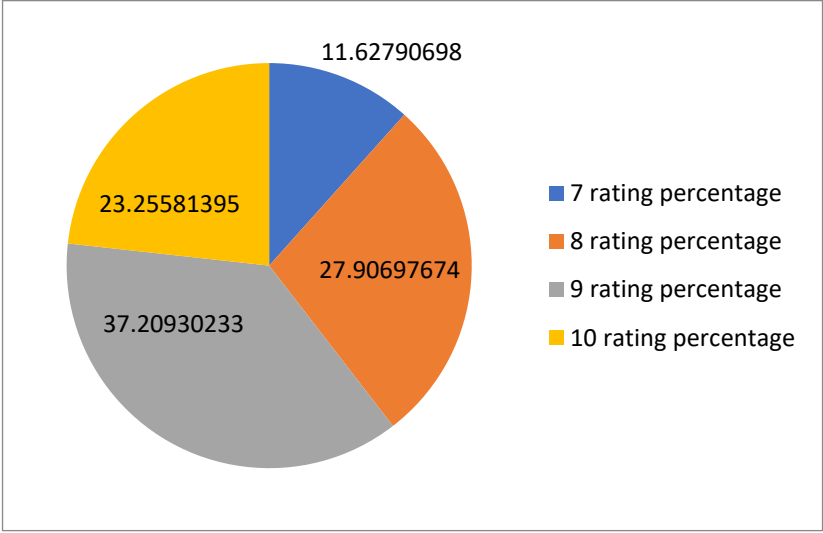
8.How useful was your campus life in shaping your present personality?

No of old students	7 rating	8 rating	9 rating	10 rating	7 rating percentage	8 rating percentage	9 rating percentage	10 rating percentage
86	11	13	31	31	12.79069767	15.11627907	36.04651163	36.04651163



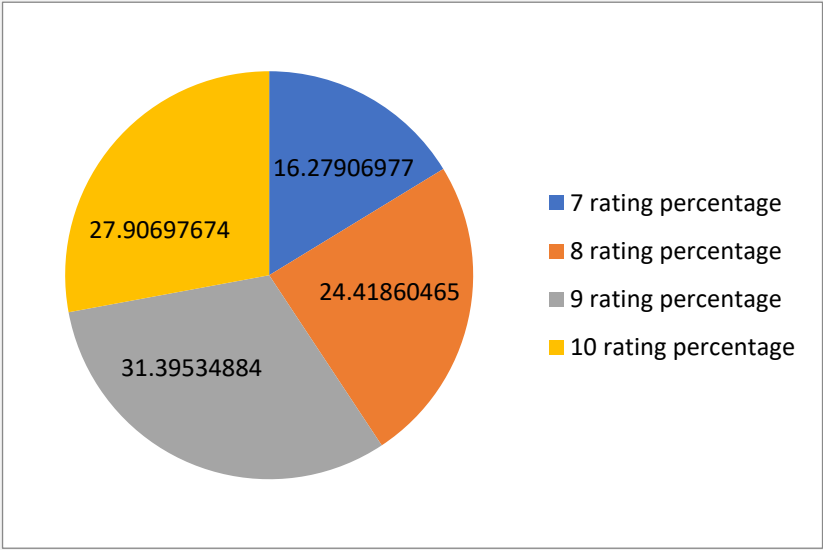
9.How do you rate the infrastructure and facilities of the college?

No of old students	7 rating	8 rating	9 rating	10 rating	7 rating percentage	8 rating percentage	9 rating percentage	10 rating percentage
86	10	24	32	20	11.62790698	27.90697674	37.20930233	23.25581395



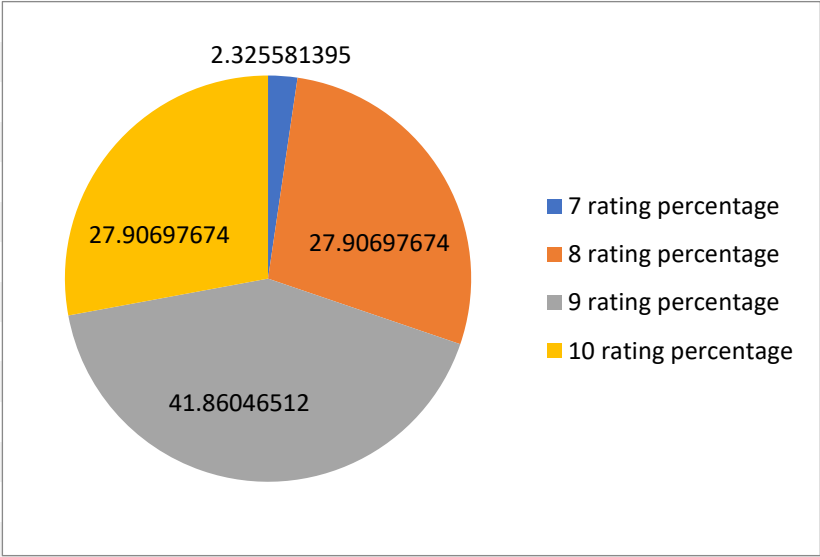
10.How do you rate the intellectual and atmosphere of the college?

No of old students	7 rating	8 rating	9 rating	10 rating	7 rating percentage	8 rating percentage	9 rating percentage	10 rating percentage
86	14	21	27	24	16.27906977	24.41860465	31.39534884	27.90697674



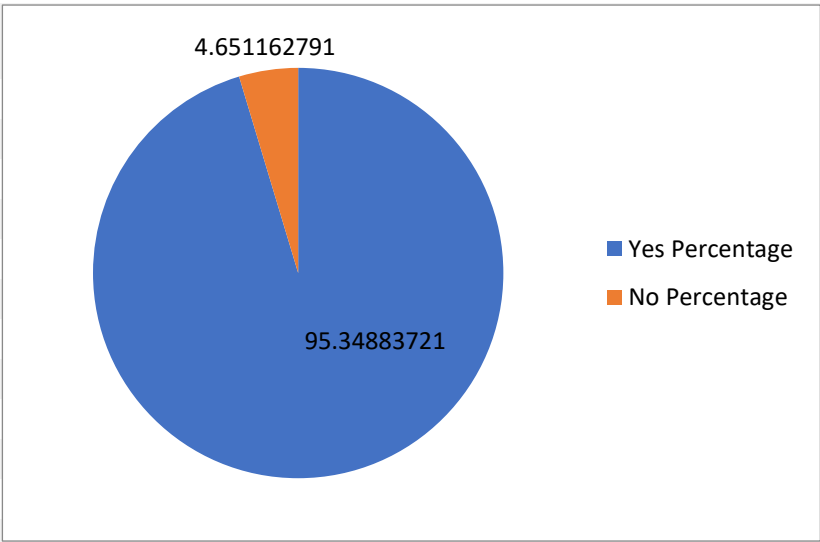
11. Rate the overall environment of the college in 10 point scale?

No of old students	7 rating	8 rating	9 rating	10 rating	7 rating percentage	8 rating percentage	9 rating percentage	10 rating percentage
86	2	24	36	24	2.325581395	27.90697674	41.86046512	27.90697674



12. Would you like to recommend this college for aspirants?

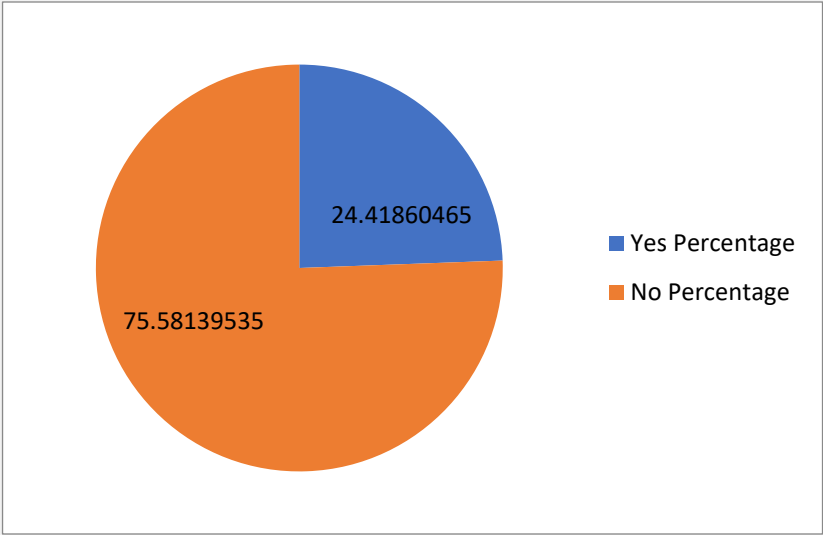
No of old students	Yes	No	Yes Percentage	No Percentage
86	82	4	95.34883721	4.651162791



13. Have you become the member of Old Student Association?

No of old students	Yes	No	Yes Percentage	No Percentage
--------------------	-----	----	----------------	---------------

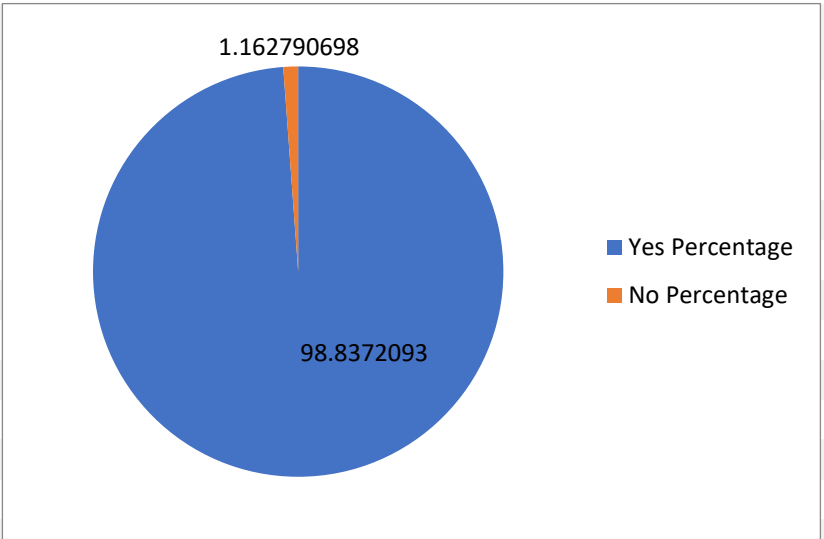
86216524.4186046575.58139535



14. Would you to continue your association with college?

No of old students	Yes	No	Yes Percentage	No Percentage
--------------------	-----	----	----------------	---------------

8685198.83720931.162790698



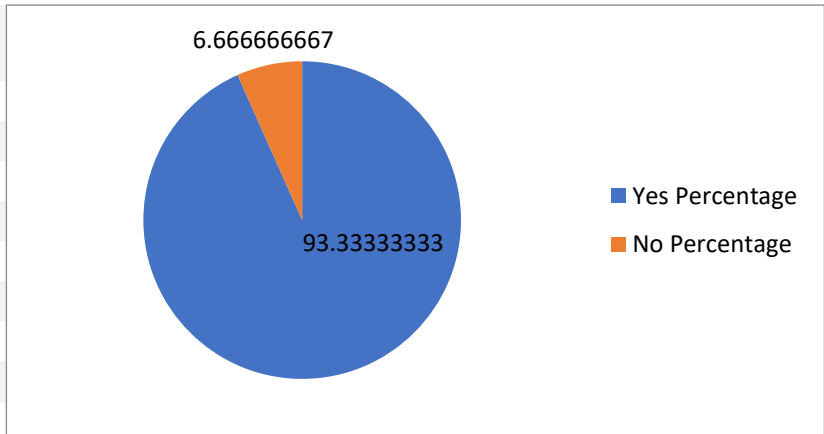


Sri Bhuvanendra College, Karkala

Feedback from OLD Students 2018-19

1. Do you believe that your study has improved your...

a) Personality				
No of old students	Yes	No	Yes Percentage	No Percentage
90	84	6	93.33333333	6.66666667

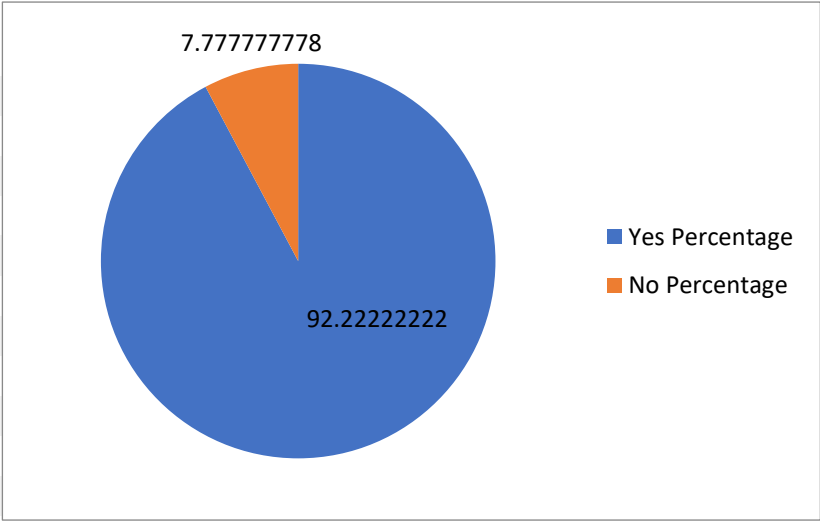


b) Knowledge				
No of old students	Yes	No	Yes Percentage	No Percentage
90	85	5	94.44444444	5.55555556



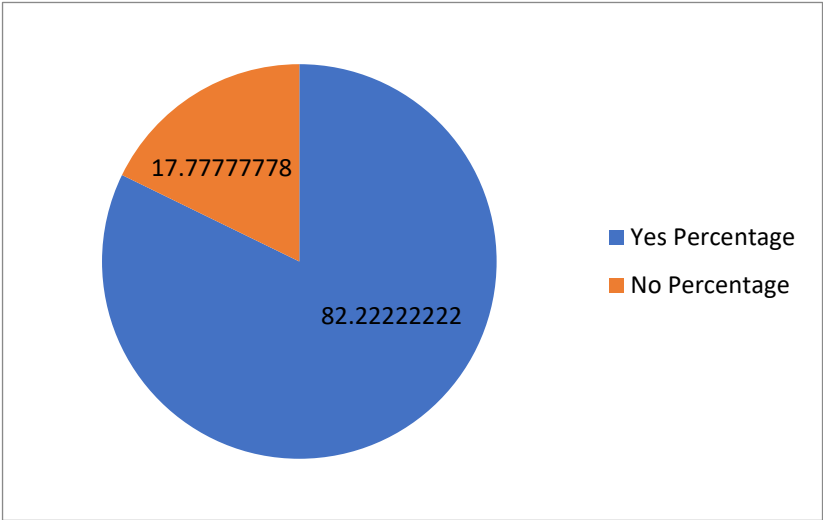
c) Life Skills

No of old students	Yes	No	Yes Percentage	No Percentage
90	83	7	92.22222222	7.77777778



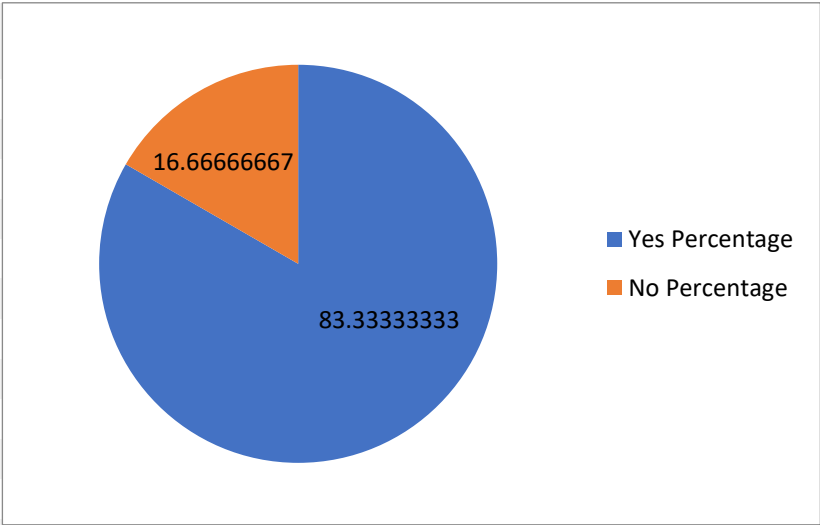
d) Economic Condition

No of old students	Yes	No	Yes Percentage	No Percentage
90	74	16	82.22222222	17.77777778



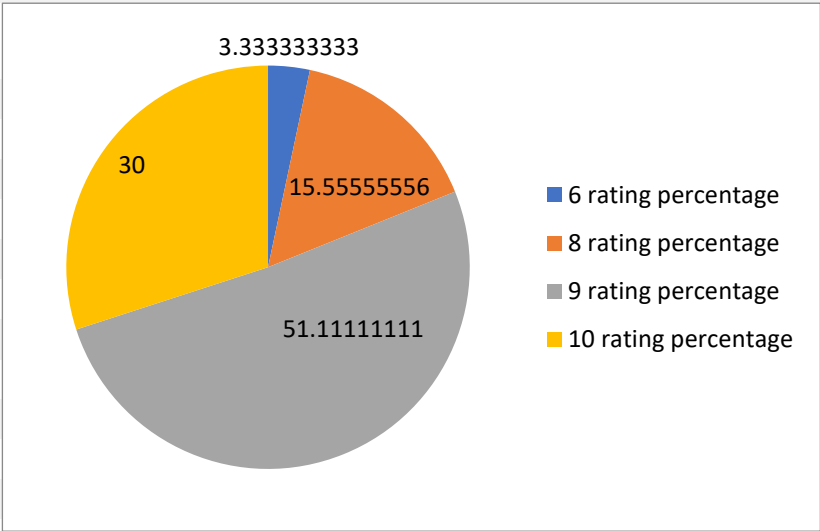
e) Social status

No of old students	Yes	No	Yes Percentage	No Percentage
90	75	15	83.33333333	16.66666667



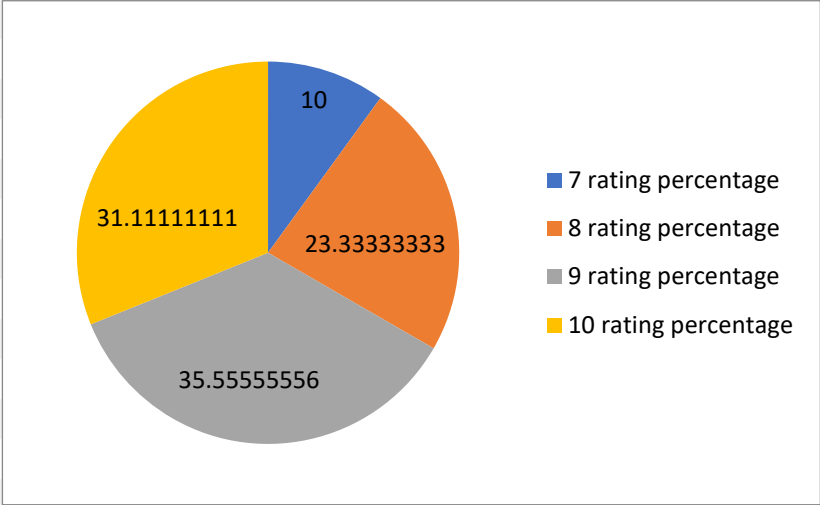
2. How do you rate your course of study?

No of old students	6 rating	8 rating	9 rating	10 rating	6 rating percentage	8 rating percentage	9 rating percentage	10 rating percentage
90	3	14	46	27	3.33333333	15.55555556	51.11111111	30



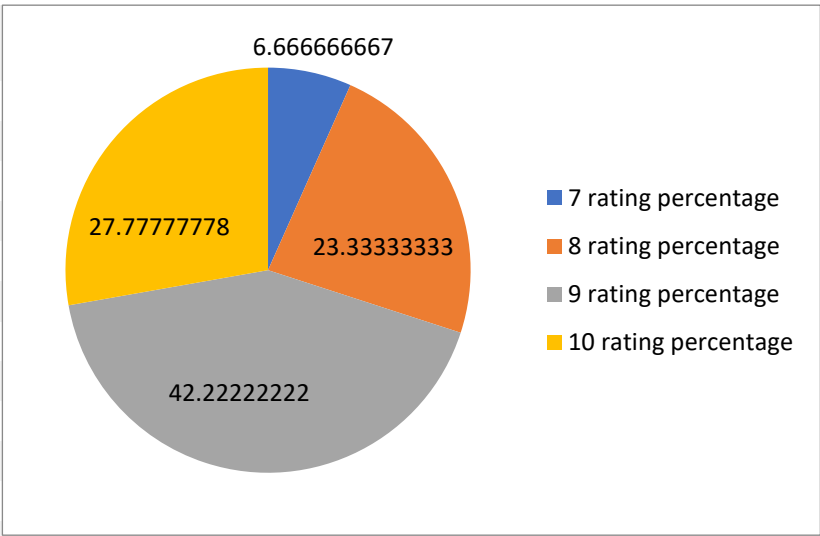
3. How do you rate your learning experience?

No of old students	7 rating	8 rating	9 rating	10 rating	7 rating percentage	8 rating percentage	9 rating percentage	10 rating percentage
90	9	21	32	28	10	23.33333333	35.55555556	31.11111111



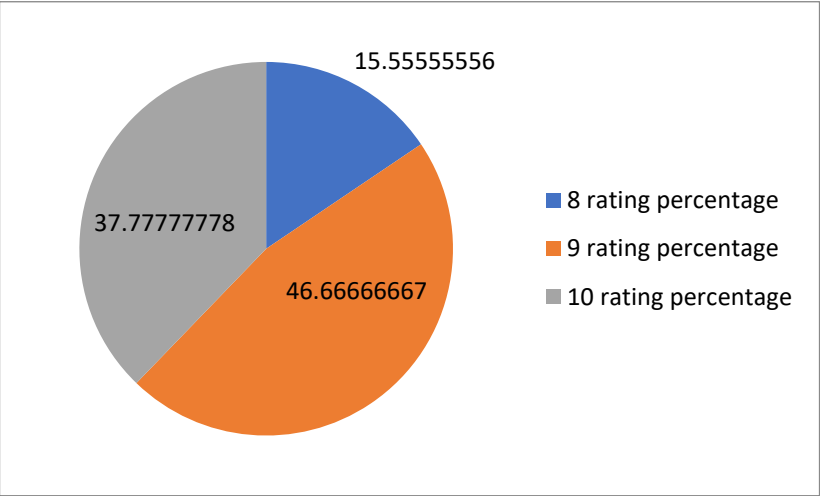
4. How do you rate the teaching of your teachers?

No of old students	7 rating	8 rating	9 rating	10 rating	7 rating percentage	8 rating percentage	9 rating percentage	10 rating percentage
90	6	21	38	25	6.66666667	23.33333333	42.22222222	27.77777778



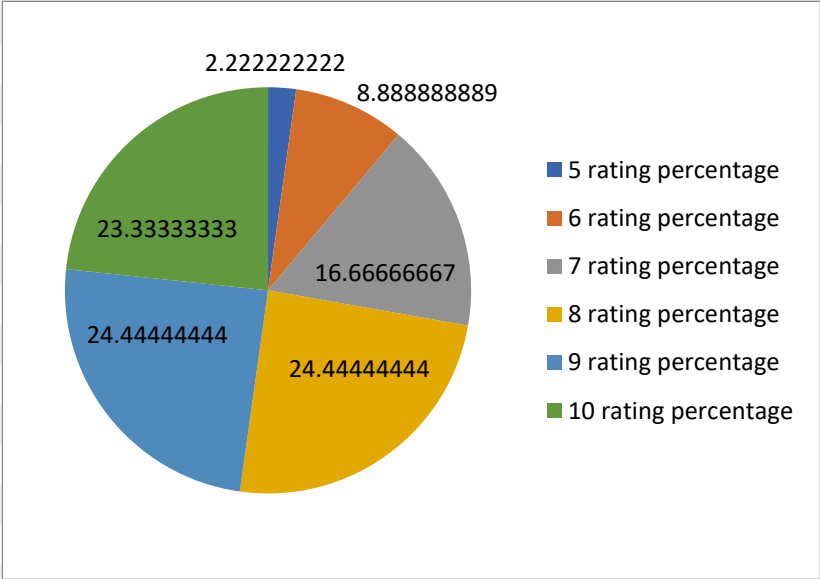
5. How do you rate the knowledge of your teachers?

No of old students	8 rating	9 rating	10 rating	8 rating percentage	9 rating percentage	10 rating percentage
90	14	42	34	15.55555556	46.66666667	37.77777778



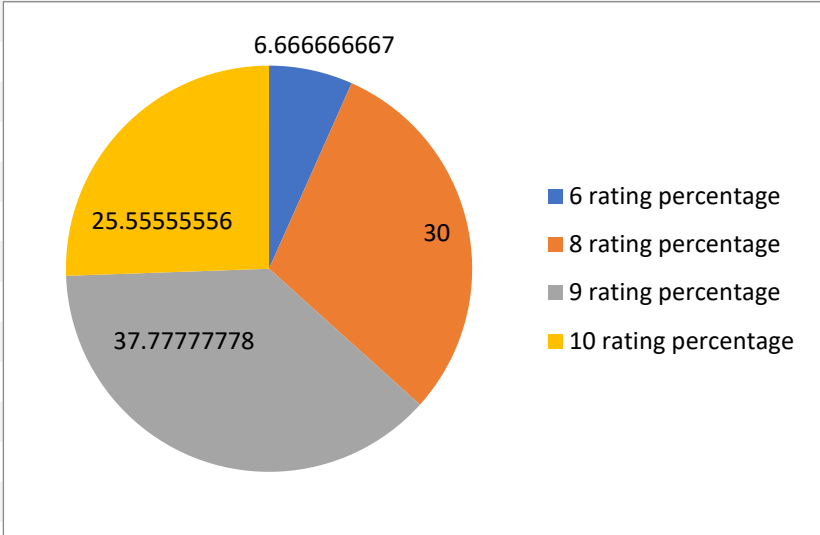
6. How do you rate your relationship with non-teaching/office staff?

No of old students	5 rating	6 rating	7 rating	8 rating	9 rating	10 rating	5 rating percentage	6 rating percentage	7 rating percentage	8 rating percentage	9 rating percentage	10 rating percentage
90	2	8	15	22	22	21	2.22222222	8.88888889	16.66666667	24.44444444	24.44444444	23.33333333



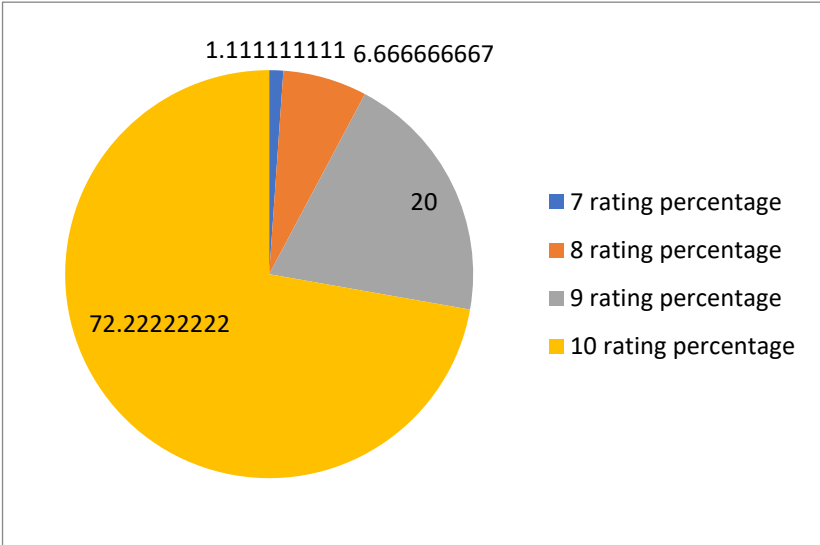
7. How do you rate the library?

No of old students	6 rating	8 rating	9 rating	10 rating	6 rating percentage	8 rating percentage	9 rating percentage	10 rating percentage
90	6	27	34	23	6.66666667	30	37.7777778	25.5555556



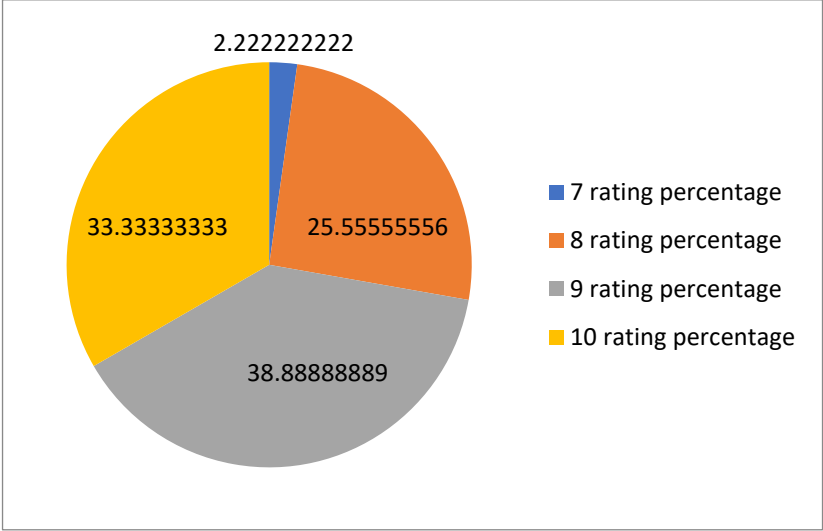
8.How useful was your campus life in shaping your present personality?

No of old students	7 rating	8 rating	9 rating	10 rating	7 rating percentage	8 rating percentage	9 rating percentage	10 rating percentage
90	1	6	18	65	1.11111111	6.66666667	20	72.2222222



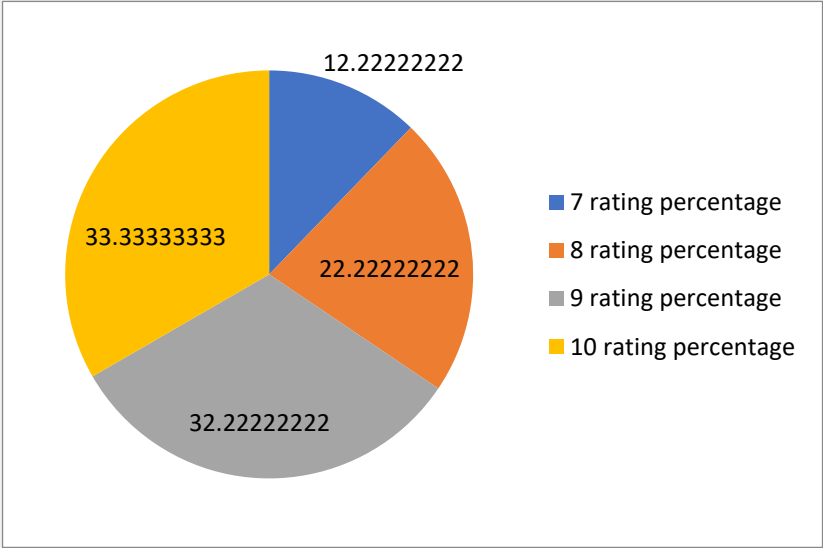
9.How do you rate the infrastructure and facilities of the college?

No of old students	7 rating	8 rating	9 rating	10 rating	7 rating percentage	8 rating percentage	9 rating percentage	10 rating percentage
90	2	23	35	30	2.22222222	25.55555556	38.88888889	33.33333333



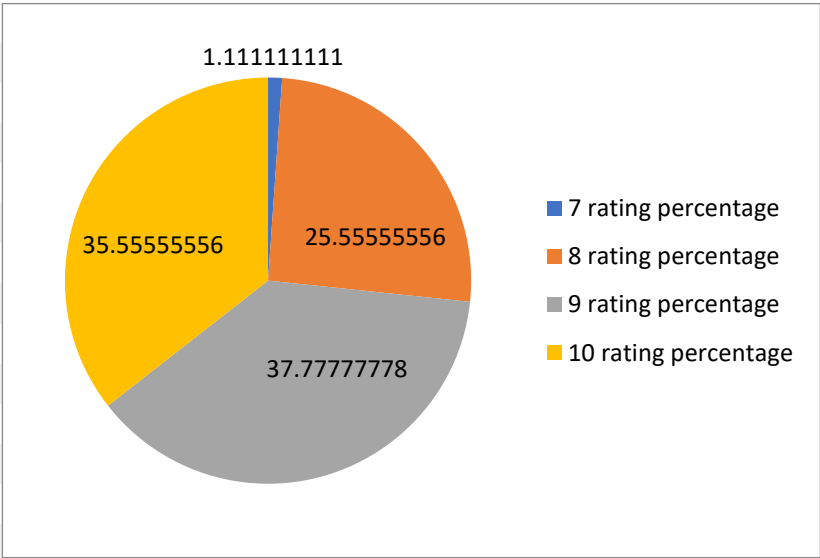
10.How do you rate the intellectual and atmosphere of the college?

No of old students	7 rating	8 rating	9 rating	10 rating	7 rating percentage	8 rating percentage	9 rating percentage	10 rating percentage
90	11	20	29	30	12.22222222	22.22222222	32.22222222	33.33333333



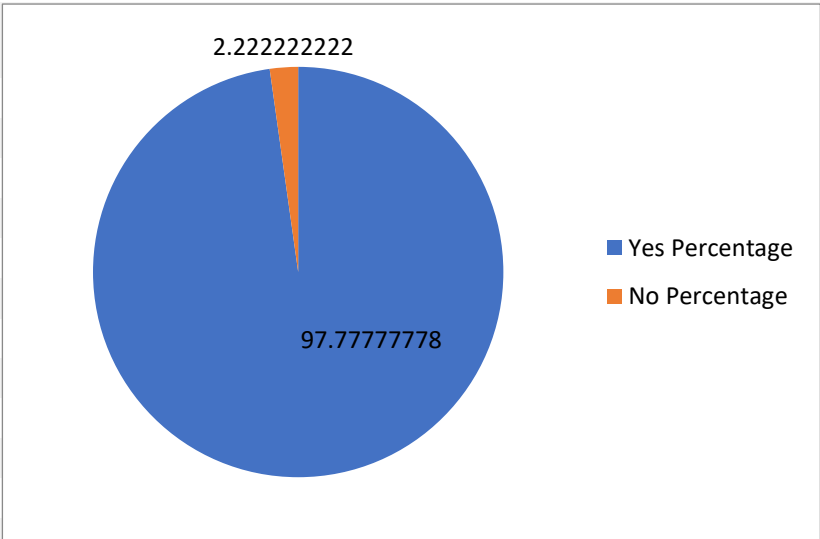
11. Rate the overall environment of the college in 10 point scale?

No of old students	7 rating	8 rating	9 rating	10 rating	7 rating percentage	8 rating percentage	9 rating percentage	10 rating percentage
90	1	23	34	32	1.111111111	25.55555556	37.77777778	35.55555556



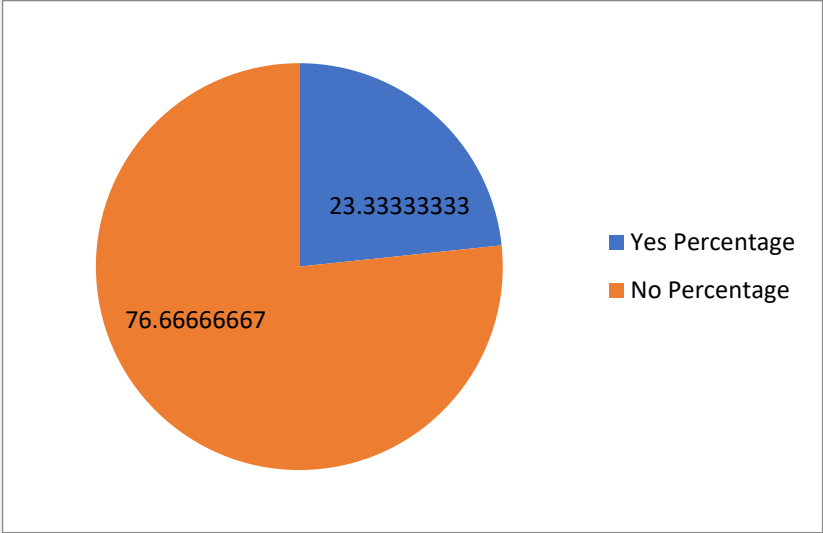
12. Would you like to recommend this college for aspirants?

No of old students	Yes	No	Yes Percentage	No Percentage
90	88	2	97.77777778	2.222222222



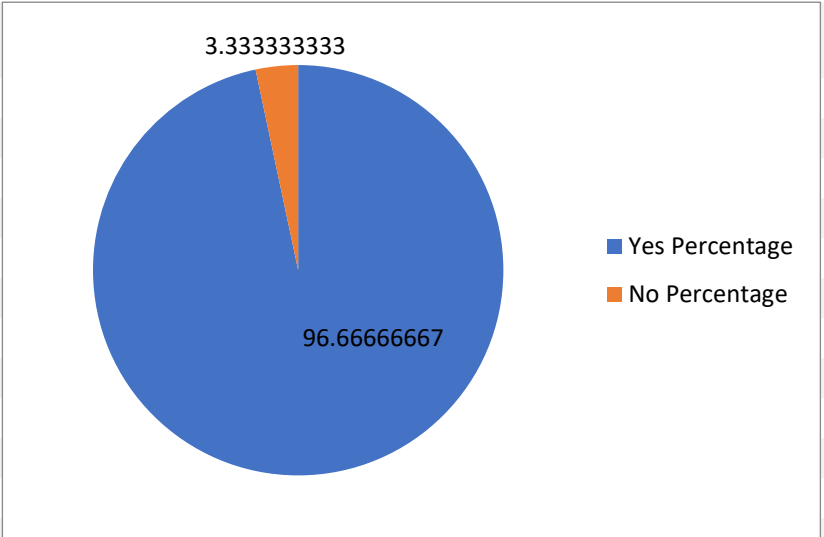
13. Have you become the member of Old Student Association?

No of old students	Yes	No	Yes Percentage	No Percentage
90	21	69	23.33333333	76.66666667



14. Would you to continue your association with college?

No of old students	Yes	No	Yes Percentage	No Percentage
90	87	3	96.66666667	3.33333333





Sri Bhuvanendra College, Karkala

Old Students Feedback 2019-20

1.Periods of study in College

5 years	2 years	3 years
9	8	11

2.Course of study

BA(HEP)	BSc(PCM)	BZC	PMC	B Com	BBM	BCA	PUC
2	9	3	1	7	1	1	6

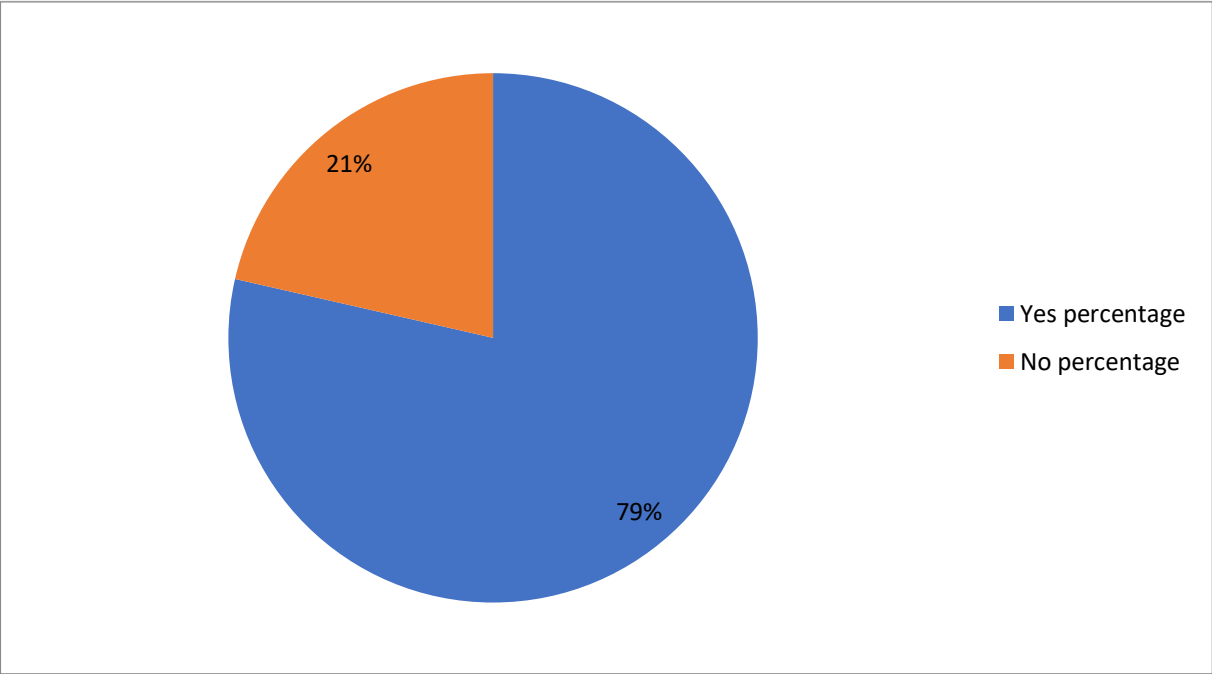
3. Were you member of

NCC	NSS	Commerce club	Arts club	Science Association	Any other
6	14	2	0	7	1

4.Do you believe that your study has improved

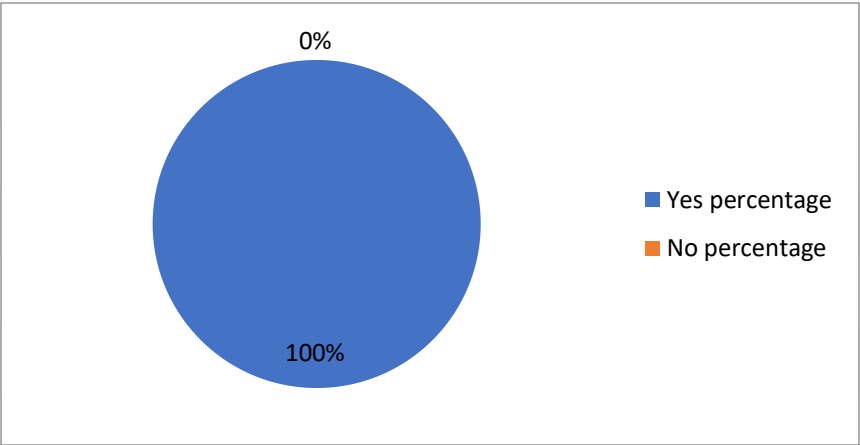
a)Personality

No of respondents	Yes	No	Yes percentage	No percentage
28	22	6	78 57142857	21 42857143



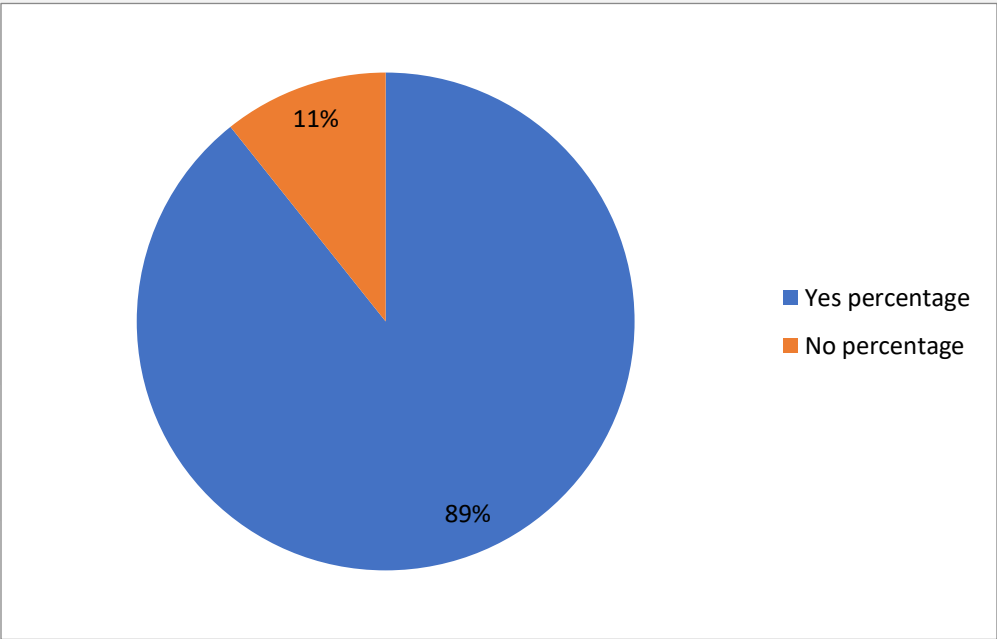
b)Knowledge

No of respondents	Yes	No	Yes percentage	No percentage
28	28	0	100	0



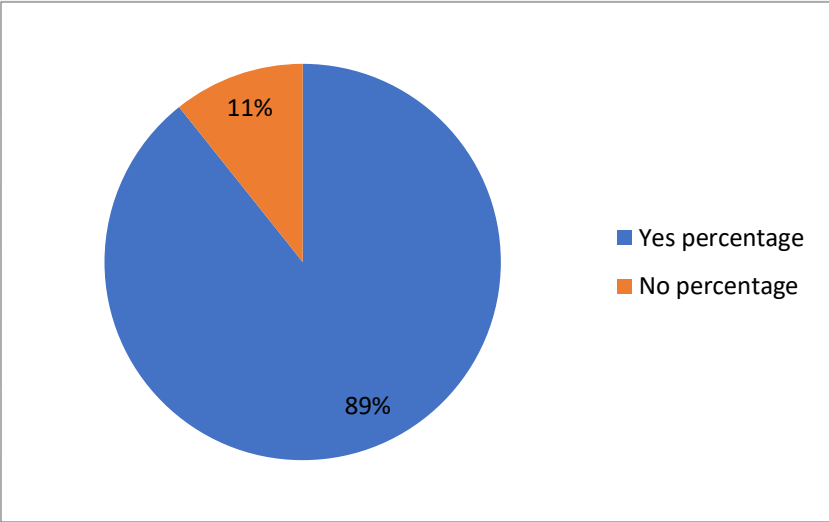
c) Life Skills

No of respondents	Yes	No	Yes percentage	No percentage
28	25	3	89.28571429	10.71428571



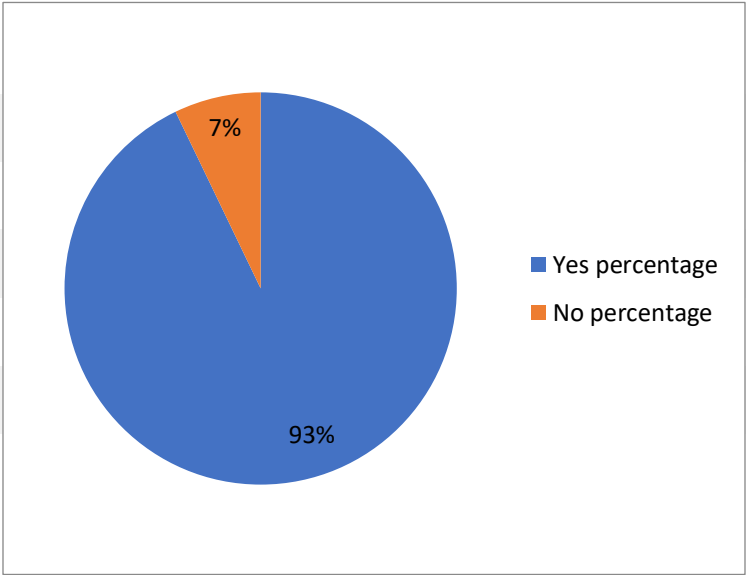
d)Economic condition

No of respondents	Yes	No	Yes percentage	No percentage
28	25	3	89.28571429	10.71428571



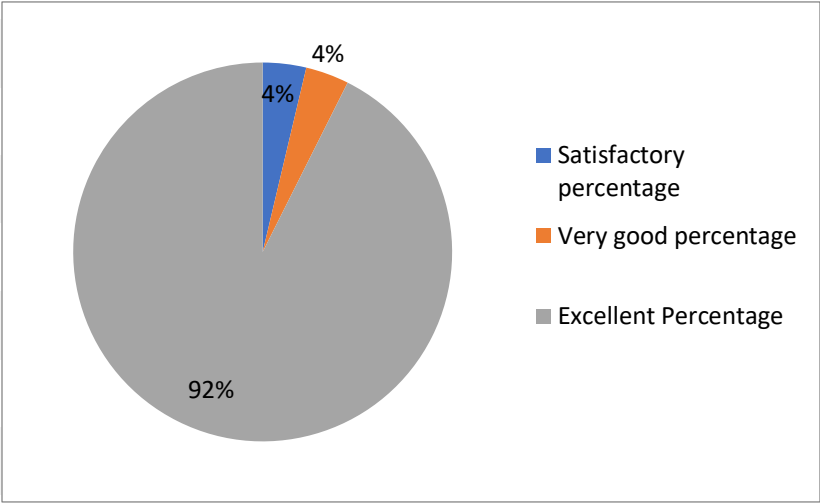
e)Your social status

No of respondents	Yes	No	Yes percentage	No percentage
28	26	2	92.85714286	7.142857143



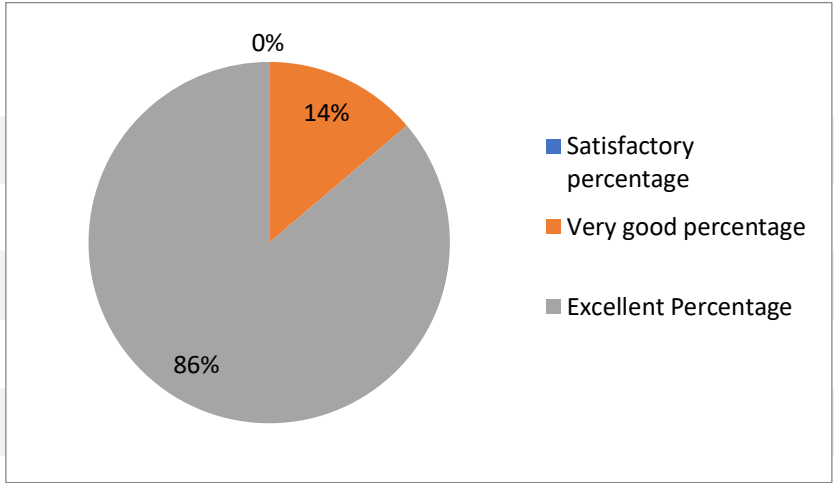
5.How do you rate your course of study?

No of respondents	1-4(Satisfactory)	4-7(very good)	7-10(Excellent)	Satisfactory percentage	Very good percentage	Excellent Percentage
28	1	1	25	3.571428571	3.571428571	89.28571429



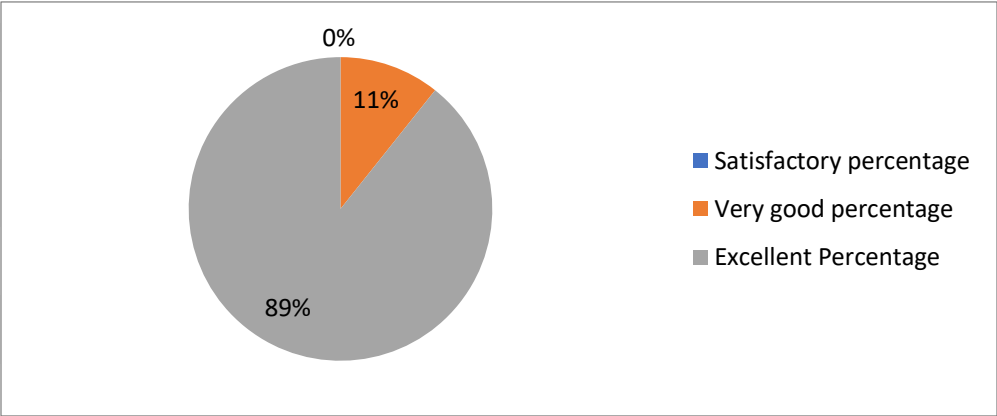
6.How do you rate your learning experience?

No of respondents	1-4(Satisfactory)	4-7(very good)	7-10(Excellent)	Satisfactory percentage	Very good percentage	Excellent Percentage
28	0	4	25	0	14.28571429	89.28571429



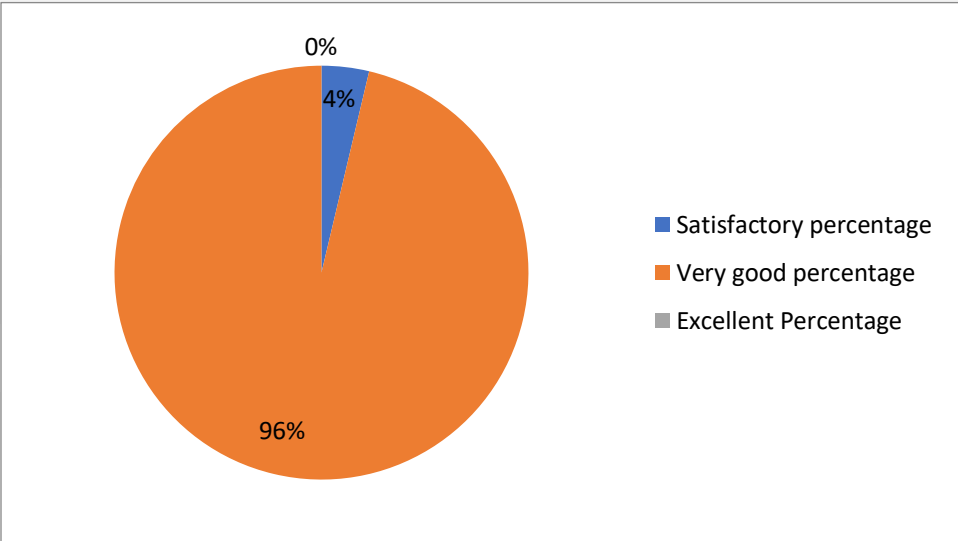
7.How do you rate teaching of your teachers?

No of respondents	1-4(Satisfactory)	4-7(very good)	7-10(Excellent)	Satisfactory percentage	Very good percentage	Excellent Percentage
28	0	3	25	0	10.71428571	89.28571429



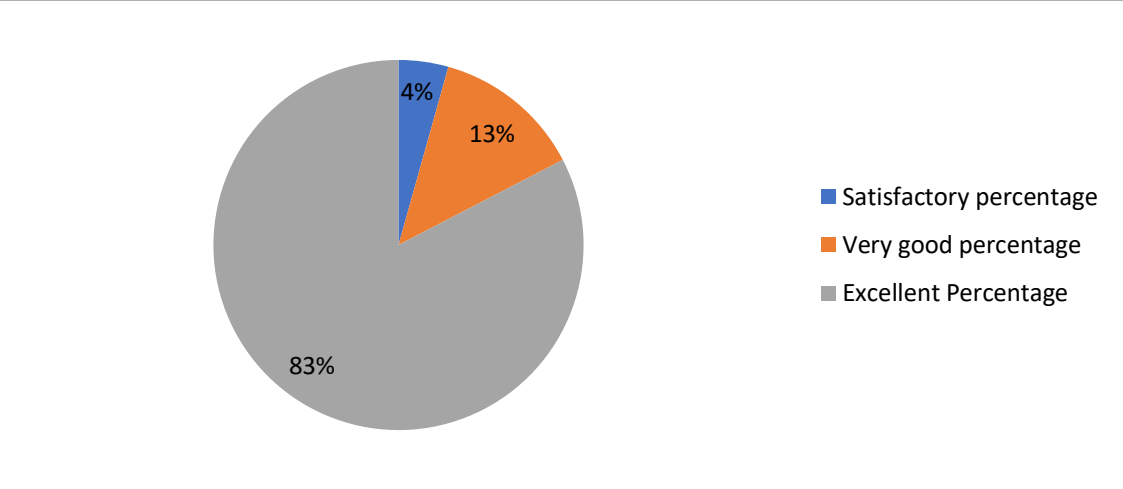
8.How do you rate knowledge of your teachers?

No of respondents	1-4(Satisfactory)	4-7(very good)	7-10(Excellent)	Satisfactory percentage	Very good percentage	Excellent Percentage
28	1	26	0	3.571428571	92.85714286	0



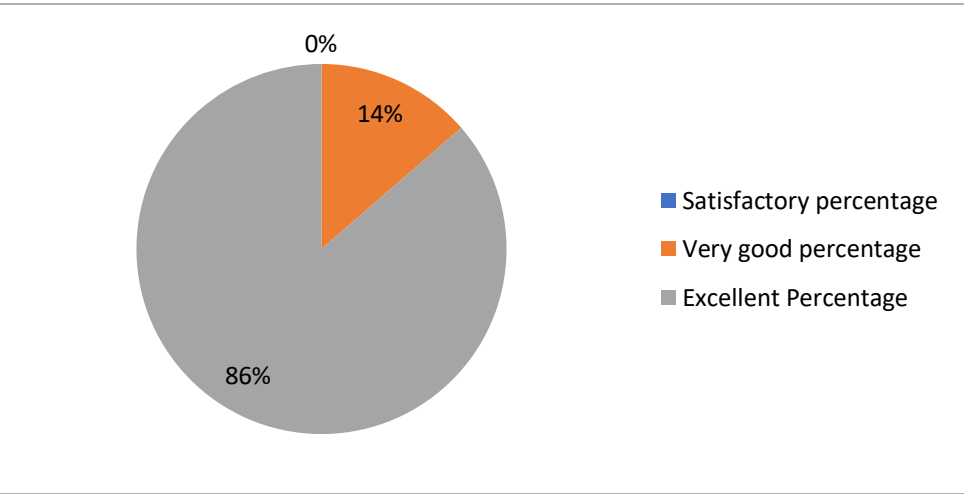
9.How do you rate your relationship with non-teaching/office staff?

No of respondents	1-4(Satisfactory)	4-7(very good)	7-10(Excellent)	Satisfactory percentage	Very good percentage	Excellent Percentage
28	1	3	19	3 571428571	10 71428571	67 85714286



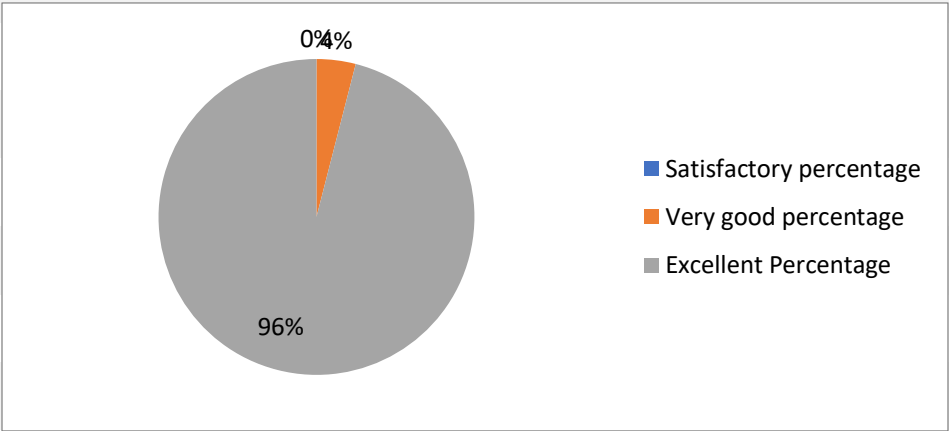
10.How do you rate the library?

No of respondents	1-4(Satisfactory)	4-7(very good)	7-10(Excellent)	Satisfactory percentage	Very good percentage	Excellent Percentage
28	0	3	19	0	10 71428571	67 85714286



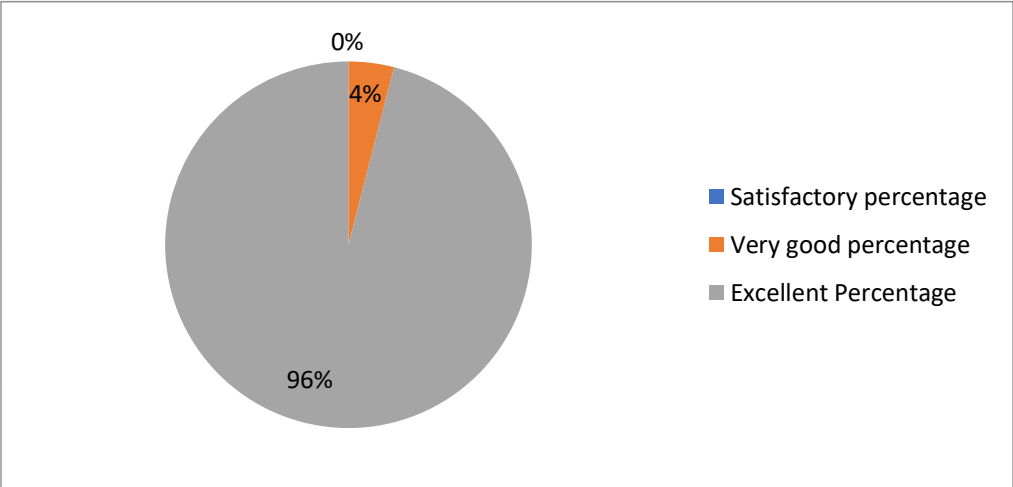
11.How useful was your campus life in shaping your personality?

No of respondents	1-4(Satisfactory)	4-7(very good)	7-10(Excellent)	Satisfactory percentage	Very good percentage	Excellent Percentage
28	0	1	24	0	3.571428571	85.71428571



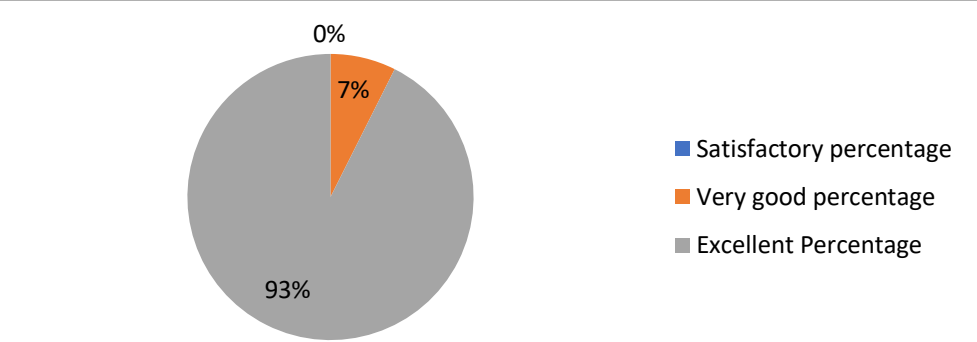
12.How do you rate the infrasturcture and facilities of the college?

No of respondents	1-4(Satisfactory)	4-7(very good)	7-10(Excellent)	Satisfactory percentage	Very good percentage	Excellent Percentage
28	0	1	24	0	3.571428571	85.71428571



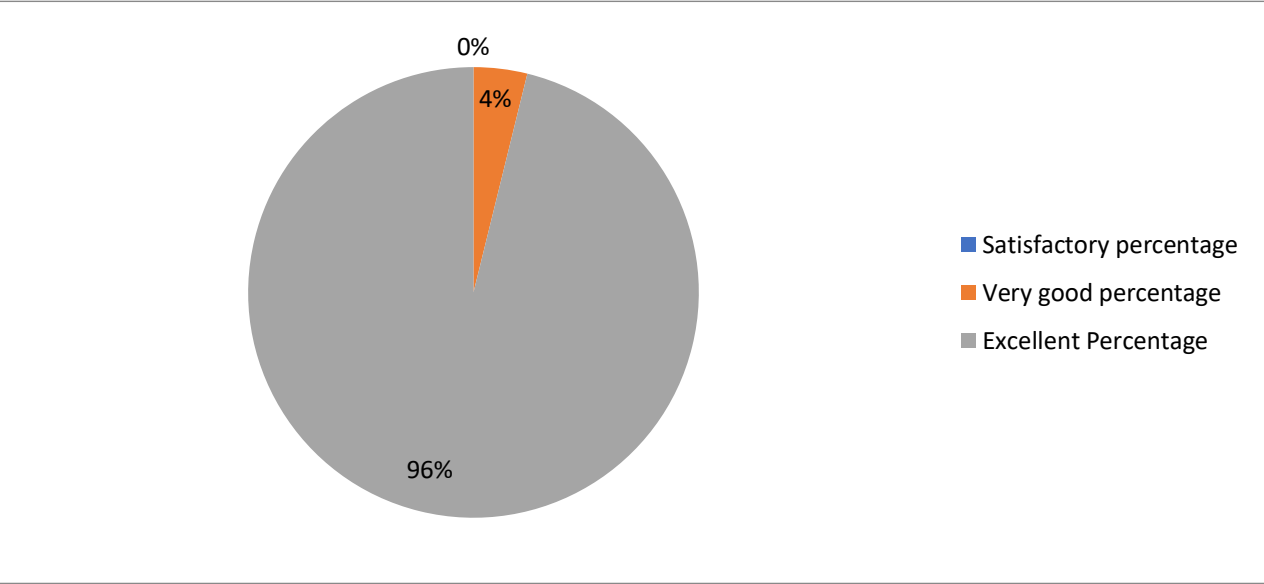
13.How do you rate the intellectual atmosphere of the college?

No of respondents	1-4(Satisfactory)	4-7(very good)	7-10(Excellent)	Satisfactory percentage	Very good percentage	Excellent Percentage
28	0	2	25	0	7.142857143	89.28571429



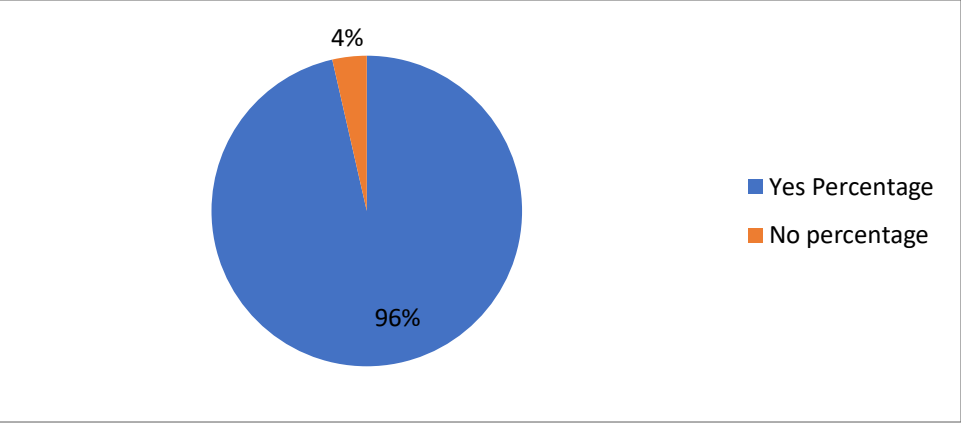
14.Rate overall experience of college?

No of respondents	1-4(Satisfactory)	4-7(very good)	7-10(Excellent)	Satisfactory percentage	Very good percentage	Excellent Percentage
28	0	1	25	0	3.571428571	89.28571429



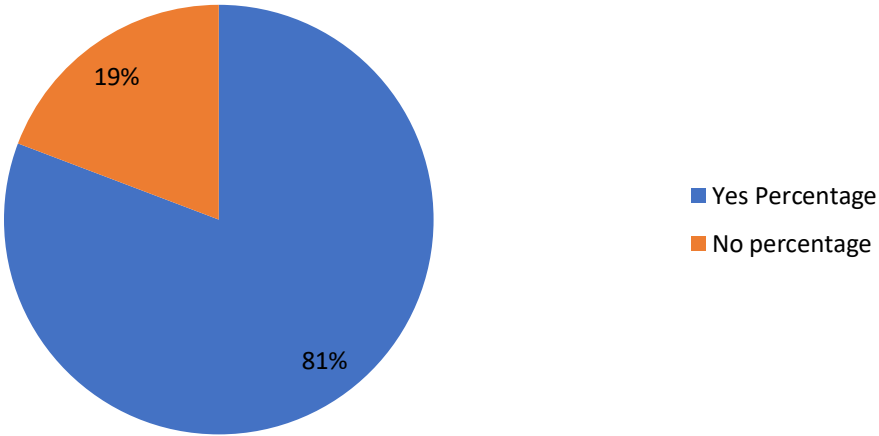
15.Would you like to recommend this college for aspirants?

No of respondents	Yes	No	Yes Percentage	No percentage
28	27	1	96.42857143	3.571428571



16.Have you become the member of Old students Association?

No of respondents	Yes	No	Yes Percentage	No percentage
28	21	5	75	17.85714286



17.Identity any 4 strengths of college

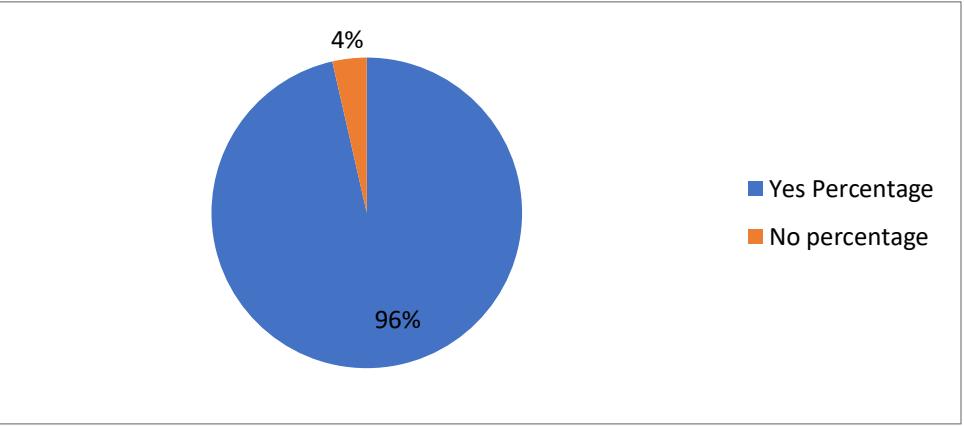
No of respondents

28

Library	Teaching Staff	Infrastructure	Lab	Indoor Stadium
9	10	6	1	2

18. Would you like to continue your association with the college?

No of respondents	Yes	No	Yes Percentage	No percentage
28	27	1	96.42857143	3.571428571



Old students feedback 2020-2021

Old Students' Feedback 2020-2021

Questions Responses Settings

39 responses

Accepting responses

Summary Question Individual

deepthianchan16@gmail.com 1 of 39

Responses cannot be edited

Sri Bhuvanendra College, Karkala Old Students' Feedback

Email *

deepthianchan16@gmail.com

Email ID

deepthianchan16@gmail.com

Name (optional)

Deepthi

Years or period of your study in this College(ನಿನ್ನಲ್ಲಿ ಪದ್ಯ ಅಧ್ಯಯನ ಮಾಡಿದ ಇವಳು)


2008-2010

1. How your study in Sri Bhuvanendra College influenced your present Personality? (ಈ ಕಾಲೇಜಿನಲ್ಲಿ ನಿನ್ನಲ್ಲಿ ಅಧ್ಯಯನ ಮಾಡಿದ ಇವಳು ನಿನ್ನ ಪ್ರಸ್ತುತ ವ್ಯಕ್ತಿತ್ವವನ್ನು ಹೇಗೆ ಪ್ರಭಾವಿಸಿತು?)



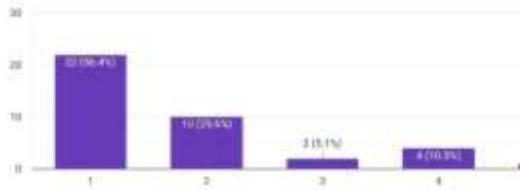
5. How do you rate the influence of your study in Sri Bhuvanendra College on your present Economic Condition? (ಈ ಸಂದರ್ಭದಲ್ಲಿ ಸಮಗತ ಅಭ್ಯಯನ ಮತ್ತು ಇತರ ಅರ್ಜಿ ಪರಿಶ್ರಮದ ಮೇಲೆ ಉಂಟಾದ ಪ್ರಭಾವ) (Rate your opinion in the scale of 1 to 5)

29 responses



6. How do you rate your course of study? (ಇದ್ದ ಅಭ್ಯಯನ ಯಾವುದೇ ಶಿಕ್ಷಣೀಯ ಕಾರ್ಯಕ್ರಮವಾಗಿದೆ?) (Rate your opinion in the scale of 1 to 5)

35 responses



7. How do you rate your learning experience? (ಈ ಸಂದರ್ಭದಲ್ಲಿ ನೀಡಿದ ಅಭ್ಯಯನದ ಗಳಿಕೆಗೆ ಉಂಟಾದ ಅಭಿಪ್ರಾಯವನ್ನು ಒಂದರಿಂದ ಐದು ಪ್ರಮಾಣದಲ್ಲಿ ವ್ಯಕ್ತಪಡಿಸಿ) (Rate your opinion in the scale of 1 to 5)

24 responses



8. How do you rate the teaching of your teachers? (ಇದು/ರಸದ ಅಭ್ಯಾಸದ ಅಭ್ಯಾಸದ ಶಿಕ್ಷಣ) (Rate your opinion in the scale of 1 to 5)

29 responses




9. How do you rate your relationship with non-teaching/staff? (ಇದರಲ್ಲಿ ಉಚಿತ ಅಭ್ಯಾಸದ ಒಂದರಿಂದ ಅಭ್ಯಾಸದ ಶಿಕ್ಷಣ) (Rate your opinion in the scale of 1 to 5)

29 responses




10. How do you rate your relationship with non-teaching/staff? (ಇದರಲ್ಲಿ ಉಚಿತ ಅಭ್ಯಾಸದ ಒಂದರಿಂದ ಅಭ್ಯಾಸದ ಶಿಕ್ಷಣ) (Rate your opinion in the scale of 1 to 5)

29 responses



11. How do you rate the infrastructure and other facilities of the college? (ಇದರಲ್ಲಿ ಇತರ ಸೌಕರ್ಯ ಮತ್ತು ಸೌಕರ್ಯಗಳನ್ನು ಅಳವಡಿಸಿ) (Rate your opinion in the scale of 1 to 5)

29 responses



12. Rate the overall environment of the college in 5 point scale (ಇದು 5 ಬಿಂದು ಸ್ಕೇಲ್‌ನಲ್ಲಿ ಅಳವಡಿಸಿ)

29 responses



12. Would you like to recommend this college for aspirants? (ಇದರಲ್ಲಿ ಈ ಸಂದರ್ಭದಲ್ಲಿ ಅಭ್ಯಾಸದ ಶಿಕ್ಷಣಕ್ಕೆ ಸಿದ್ಧರಾಗಿರುತ್ತೀರಾ?)

18 responses



13. Would you continue your association with college? (ಇದರಲ್ಲಿ ಈ ಸಂದರ್ಭದಲ್ಲಿ ಈ ಸಂಸ್ಥೆಯೊಂದಿಗೆ ಸಂಪರ್ಕವನ್ನು ಮುಂದುವರಿಸುತ್ತೀರಾ?)

27 responses



14. Have you become the member of Old Student Association? (ಇದರಲ್ಲಿ ಈ ಸಂದರ್ಭದಲ್ಲಿ ಈ ಸಂಸ್ಥೆಯ ಸದಸ್ಯರಾಗಿದ್ದೀರಾ?)

18 responses



Old students feedback 2021-2022

Sri Bhuvanendra College, Karkala Old Students' Feedback

Email *

deepthachari18@gmail.com

Email ID

deepthachari18@gmail.com

Name (optional)

Deepthi

Years or period of your study in this College(ದಿವ್ಯು ಅಧ್ಯಯನ ಮಾಡಿದ ವರ್ಷ)

2018-2019

1. Has your study in Sri Bhuvanendra College influenced your present Personality?(ಈ ಕಾಲೇಜಿನಲ್ಲಿ ಅಧ್ಯಯನ ಮಾಡಿದ ಸಮಯದಿಂದ ನಿಮ್ಮ ಪ್ರಸ್ತುತ ವೈಯಕ್ತಿಕತೆಯು ಬದಲಾಗಿದೆ ಎಂದು ನೀವು ಅಭಿಪ್ರಾಯಿಸುತ್ತೀರಾ? (Rate your opinion in the scale of 1 to 5))

Very much ☒ 1 ☐ 2 ☐ 3 ☐ 4 ☐ 5 Very little

1/5



2. How do you rate the influence of your study in Sri Bhuvanendra College on your present knowledge?(ಈ ಕಾಲೇಜಿನಲ್ಲಿ ಅಧ್ಯಯನ ಮಾಡಿದ ಸಮಯದಿಂದ ನಿಮ್ಮ ಪ್ರಸ್ತುತ ಜ್ಞಾನವು ಬದಲಾಗಿದೆ ಎಂದು ನೀವು ಅಭಿಪ್ರಾಯಿಸುತ್ತೀರಾ? (Rate your opinion in the scale of 1 to 5))

Very much ☐ 1 ☐ 2 ☒ 3 ☐ 4 ☐ 5 Very little

3. How do you rate the influence of your study in this College on your life skills?(ಈ ಕಾಲೇಜಿನಲ್ಲಿ ಅಧ್ಯಯನ ಮಾಡಿದ ಸಮಯದಿಂದ ನಿಮ್ಮ ಜೀವನ ಕೌಶಲ್ಯವು ಬದಲಾಗಿದೆ ಎಂದು ನೀವು ಅಭಿಪ್ರಾಯಿಸುತ್ತೀರಾ? (Rate your opinion in the scale of 1 to 5))

Very much ☐ 1 ☒ 2 ☐ 3 ☐ 4 ☐ 5 Very little

4. How do you rate the influence of your study in Sri Bhuvanendra College on your present Social Status?(ಈ ಕಾಲೇಜಿನಲ್ಲಿ ಅಧ್ಯಯನ ಮಾಡಿದ ಸಮಯದಿಂದ ನಿಮ್ಮ ಪ್ರಸ್ತುತ ಸಾಮಾಜಿಕ ಸ್ಥಿತಿ ಬದಲಾಗಿದೆ ಎಂದು ನೀವು ಅಭಿಪ್ರಾಯಿಸುತ್ತೀರಾ? (Rate your opinion in the scale of 1 to 5))

Very much ☒ 1 ☐ 2 ☐ 3 ☐ 4 ☐ 5 Very little

5. How do you rate the influence of your study in Sri Bhuvanendra College on your present Economic Condition?(ಈ ಕಾಲೇಜಿನಲ್ಲಿ ಅಧ್ಯಯನ ಮಾಡಿದ ಸಮಯದಿಂದ ನಿಮ್ಮ ಪ್ರಸ್ತುತ ಆರ್ಥಿಕ ಸ್ಥಿತಿ ಬದಲಾಗಿದೆ ಎಂದು ನೀವು ಅಭಿಪ್ರಾಯಿಸುತ್ತೀರಾ? (Rate your opinion in the scale of 1 to 5))

Very much ☐ 1 ☒ 2 ☐ 3 ☐ 4 ☐ 5 Very little

2/5



6. How do you rate your course of study(ನಿಮ್ಮ ಅಧ್ಯಯನ ಮಾಡಿದ ಕೋರ್ಸ್ ನ್ನು ಅನುಭವಿಸುತ್ತೀರಾ? (Rate your opinion in the scale of 1 to 5))

Very useful ☒ 1 ☐ 2 ☐ 3 ☐ 4 ☐ 5 Not at all useful

7. How do you rate your learning experience?(ಈ ಕಾಲೇಜಿನಲ್ಲಿ ಅಧ್ಯಯನ ಮಾಡಿದ ಸಮಯದಿಂದ ನಿಮ್ಮ ಕಲಿಕಾ ಅನುಭವವು ಒಳ್ಳೆಯದು ಎಂದು ನೀವು ಅಭಿಪ್ರಾಯಿಸುತ್ತೀರಾ? (Rate your opinion in the scale of 1 to 5))

Excellent ☒ 1 ☐ 2 ☐ 3 ☐ 4 ☐ 5 Very poor

8. How do you rate the teaching of your teachers(ನಿಮ್ಮ ಕೋಶಿಕಾಧ್ಯಾಪಕರ ಅಧ್ಯಯನದ ಅನುಭವವು ಒಳ್ಳೆಯದು ಎಂದು ನೀವು ಅಭಿಪ್ರಾಯಿಸುತ್ತೀರಾ? (Rate your opinion in the scale of 1 to 5))

Excellent ☒ 1 ☐ 2 ☐ 3 ☐ 4 ☐ 5 Very poor

9. How do you rate your relationship with non-teaching/office staff(ಘಡಾಪದಕಿಗಳೊಂದಿಗೆ ನಿಮ್ಮ ಸಂಬಂಧವು ಒಳ್ಳೆಯದು ಎಂದು ನೀವು ಅಭಿಪ್ರಾಯಿಸುತ್ತೀರಾ? (Rate your opinion in the scale of 1 to 5))

Very cordial ☐ 1 ☐ 2 ☒ 3 ☐ 4 ☐ 5 Very unpleasant

3/5



10. How do you rate the infrastructure and other facilities of the college(ಕಾಲೇಜಿನ ವ್ಯವಸ್ಥಾಪನಾ ಮತ್ತು ಸೌಕರ್ಯವು ಒಳ್ಳೆಯದು ಎಂದು ನೀವು ಅಭಿಪ್ರಾಯಿಸುತ್ತೀರಾ? (Rate your opinion in the scale of 1 to 5))

Excellent ☒ 1 ☐ 2 ☐ 3 ☐ 4 ☐ 5 Very poor

11. Rate the overall environment of the college in 5 point scale(ಕಾಲೇಜಿನ ಸಾಮಾನ್ಯ ವಾತಾವರಣವು ಒಳ್ಳೆಯದು ಎಂದು ನೀವು ಅಭಿಪ್ರಾಯಿಸುತ್ತೀರಾ? (Rate your opinion in the scale of 1 to 5))

Excellent ☒ 1 ☐ 2 ☐ 3 ☐ 4 ☐ 5 Very dull

12. Would you like to recommend this college for someone(ನಿಮ್ಮ ಸ್ನೇಹಿತನಿಗೆ ಈ ಕಾಲೇಜಿನಲ್ಲಿ ಅಧ್ಯಯನ ಮಾಡಲು ಸಲಹೆ ನೀಡಲು ಬಯಸುತ್ತೀರಾ? (Rate your opinion in the scale of 1 to 5))

☒ Yes
☐ No
☐ Maybe

13. Would you continue your association with college(ನಿಮ್ಮ ಸ್ನೇಹಿತನಿಗೆ ಈ ಕಾಲೇಜಿನಲ್ಲಿ ಅಧ್ಯಯನ ಮಾಡಲು ಸಲಹೆ ನೀಡಲು ಬಯಸುತ್ತೀರಾ? (Rate your opinion in the scale of 1 to 5))

☒ Yes
☐ No
☐ Maybe

4/5





Questions Responses 0 Settings

1. Has your study in Sri Bhuvanendra College influenced your present Personality? (ಈ ಖರೆಕುರುತ್ತಿ ನಡೆಸಿದ ಅಧ್ಯಯನ ತಮ್ಮ ಖರೆಕುರುತ್ತಿ ದುರೇ ಕುರಿತು ಪ್ರಭುರು) (Rate your opinion in the scale of 1 to 5)

0 responses



2. How do you rate the influence of your study in Sri Bhuvanendra College on your present knowledge? (ಈ ಖರೆಕುರುತ್ತಿ ನಡೆಸಿದ ಅಧ್ಯಯನ ತಮ್ಮ ಖರೆಕುರುತ್ತಿ ದುರೇ ಕುರಿತು ಪ್ರಭುರು) (Rate your opinion in the scale of 1 to 5)

0 responses



3. How do you rate the influence of your study in this College on your life skills? (ಈ ಖರೆಕುರುತ್ತಿ ನಡೆಸಿದ ಅಧ್ಯಯನ ತಮ್ಮ ಖರೆಕುರುತ್ತಿ ದುರೇ ಕುರಿತು ಪ್ರಭುರು) (Rate your opinion in the scale of 1 to 5)

0 responses



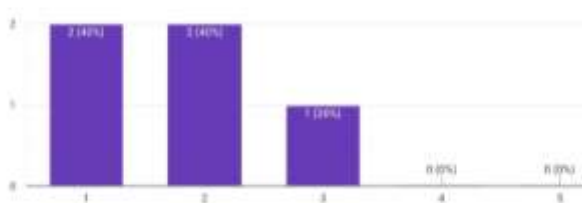
4. How do you rate the influence of your study in Sri Bhuvanendra College on your present Social Status? (ಈ ಖರೆಕುರುತ್ತಿ ನಡೆಸಿದ ಅಧ್ಯಯನ ತಮ್ಮ ಖರೆಕುರುತ್ತಿ ದುರೇ ಕುರಿತು ಪ್ರಭುರು) (Rate your opinion in the scale of 1 to 5)

0 responses




5. How do you rate the influence of your study in Sri Bhuvanendra College on your present Economic Condition? (ಈ ಖರೆಕುರುತ್ತಿ ನಡೆಸಿದ ಅಧ್ಯಯನ ತಮ್ಮ ಖರೆಕುರುತ್ತಿ ದುರೇ ಕುರಿತು ಪ್ರಭುರು) (Rate your opinion in the scale of 1 to 5)

0 responses




7. How do you rate your learning experience? (ಈ ಖರೆಕುರುತ್ತಿ ನಡೆಸಿದ ಅಧ್ಯಯನದಲ್ಲಿ ಗಳಿಸಿದ ಕುರಿತು ಅನುಭವವನ್ನು ಒಂದರಿಂದ ಐದರ ವ್ಯವಸ್ಥೆಯಲ್ಲಿ ಮೌಲ್ಯೀಕರಿಸಿ) (Rate your opinion in the scale of 1 to 5)

0 responses



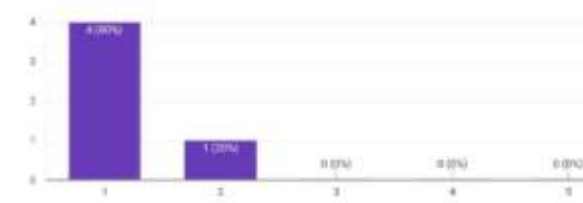
6. How do you rate your course of study? (ತಾವು ಅಧ್ಯಯನ ಮಾಡಿದ ಕೋರ್ಸ್ ಅನ್ನು ಉಪಯುಕ್ತವಾಗಿರುತ್ತದೆ) (Rate your opinion in the scale of 1 to 5)

0 responses



8. How do you rate the teaching of your teachers? (ತಾವು ಕುರಿತು ಅಧ್ಯಾಪಕರ ಅಧ್ಯಾಪನ ಕೋರ್ಸ್) (Rate your opinion in the scale of 1 to 5)

0 responses



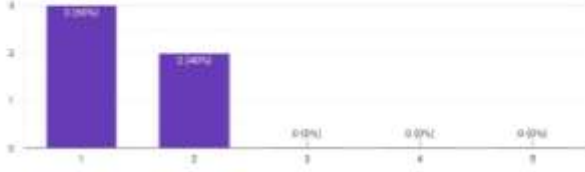
9. How do you rate your relationship with non-teaching/office staff?(ಇದೇನೆಂಬ ಸಂಬಂಧವನ್ನು ನಿಮ್ಮ ಮನೆಯಲ್ಲಿ ಹೇಗೆಯಿರುತ್ತದೆ?) (Rate your opinion in the scale of 1 to 5)

5 responses



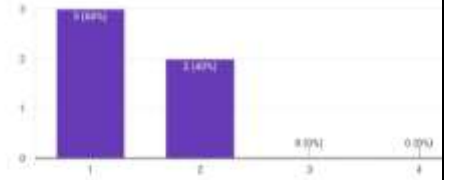
10. How do you rate the infrastructure and other facilities of the college?(ಇದೇನೆಂಬ ಸೌಕರ್ಯ ಮತ್ತು ಇತರ ಸೌಕರ್ಯಗಳನ್ನು ಹೇಗೆಯಿರುತ್ತದೆ?) (Rate your opinion in the scale of 1 to 5)

5 responses



11. Rate the overall environment of the college in 5 point scale.(ಒಟ್ಟಾರೆ ಪರಿಸರವನ್ನು ಹೇಗೆಯಿರುತ್ತದೆ?)

5 responses



12. Would you like to recommend this college for aspirants?(ಇದೇನೆಂಬ ರೀತಿಯಲ್ಲಿ ಈ ಕಾಲೇಜ್‌ಗೆ ಶಿಷ್ಯರನ್ನು ರಿಪೋರ್ಟ್ ಮಾಡಲು ನಿಮಗೆ ಬೇಕೆಯೇ?)

5 responses



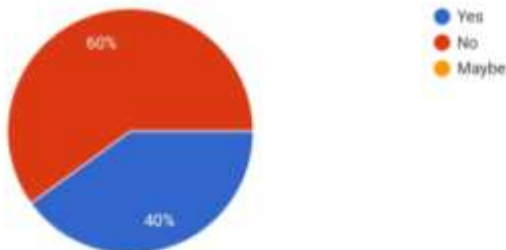
13. Would you like to continue your association with college?(ಇದೇನೆಂಬ ರೀತಿಯಲ್ಲಿ ನಿಮ್ಮ ಸಂಘಟನೆಯನ್ನು ಮುಂದುವರಿಸಲು ಇಚ್ಛಿಸುವೀರಾ?)

5 responses



14. Have you become the member of Old Student Association?(ಕಾಲೇಜಿನ ಹಳೆಯ ಸಂಘಟನೆಯ ಸದಸ್ಯರಾಗಿದ್ದೀರಾ?)

5 responses



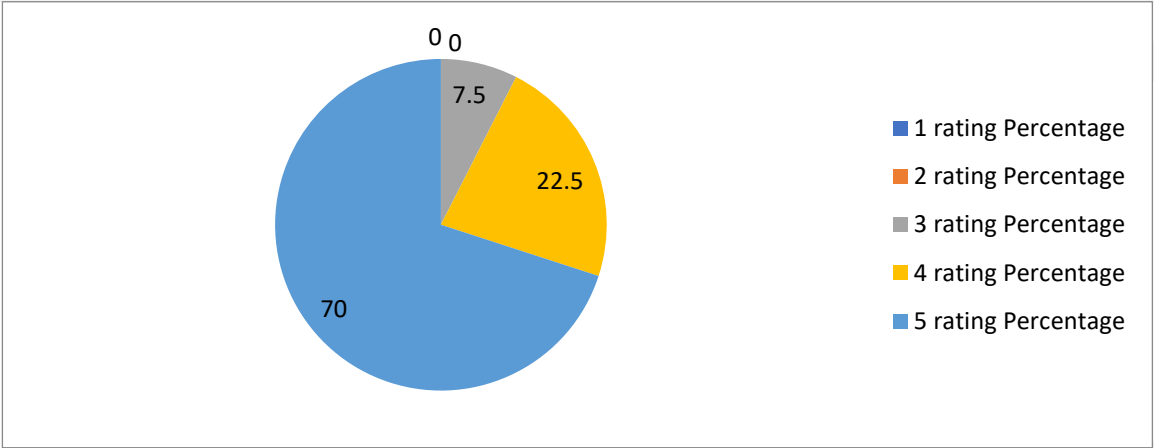


Sri Bhuvanendra College, Karkala

PARENTS FEEDBACK 2016-2017

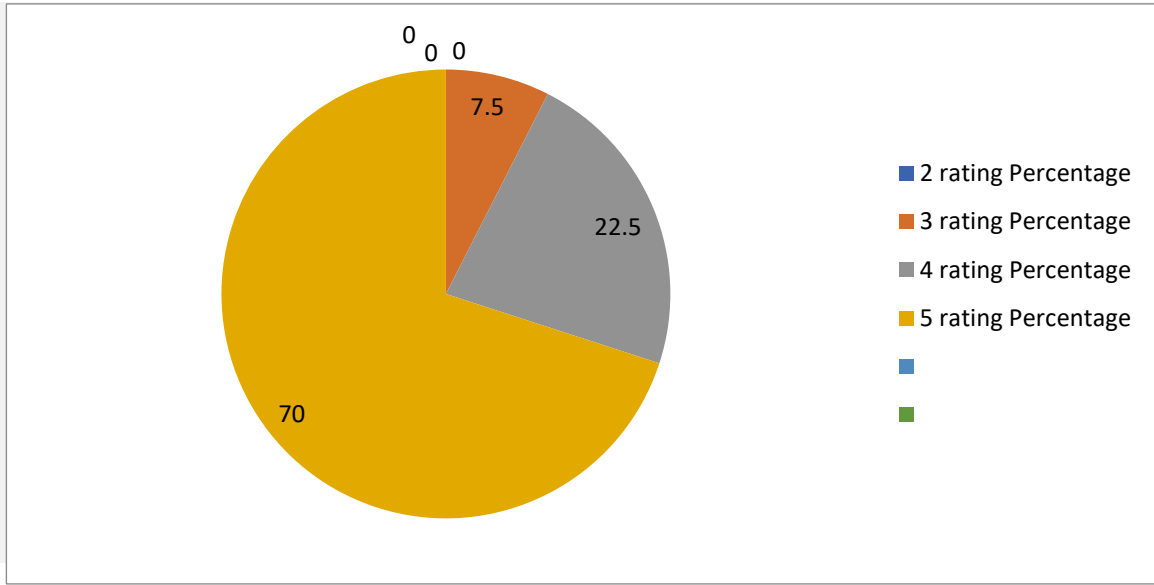
1. Please rate the College on the following attributes using the 5 point scale shown:

No. of Parents	1 rating	2 rating	3 rating	4 rating	5 rating	1 rating Percentage	2 rating Percentage	3 rating Percentage	4 rating Percentage	5 rating Percentage
40	0	0	3	9	28	0	0	7.5	22.5	70



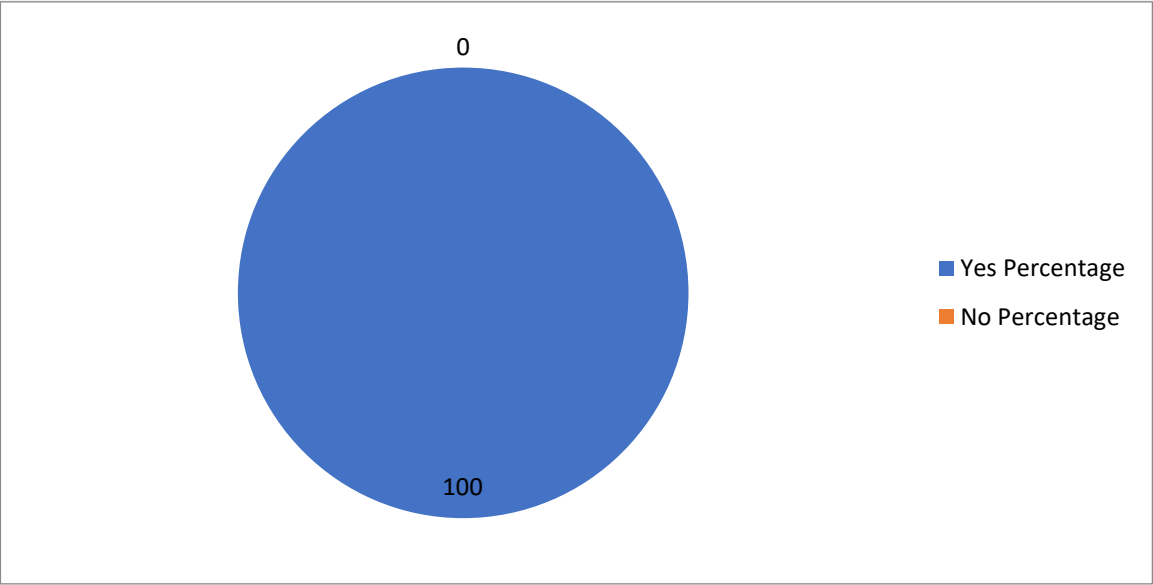
2. Prominent reason for choosing this college for your ward's education?

No. of Parents	Proximity of the college	Reputation of the College	Being Old student of the college	Suggestion of the well wishers	Peer group pressure of your ward	Advertisement /notification in the newspaper	Proximity of the college Percentage	Reputation of the College Percentage	Being Old student of the college Percentage	Suggestion of the wellwishers Percentage	Peer group pressure of your ward Percentage	Advertisement /notification in the newspaper Percentage
40	20	12	3	2	2	1	50	30	7.5	5	5	2.5



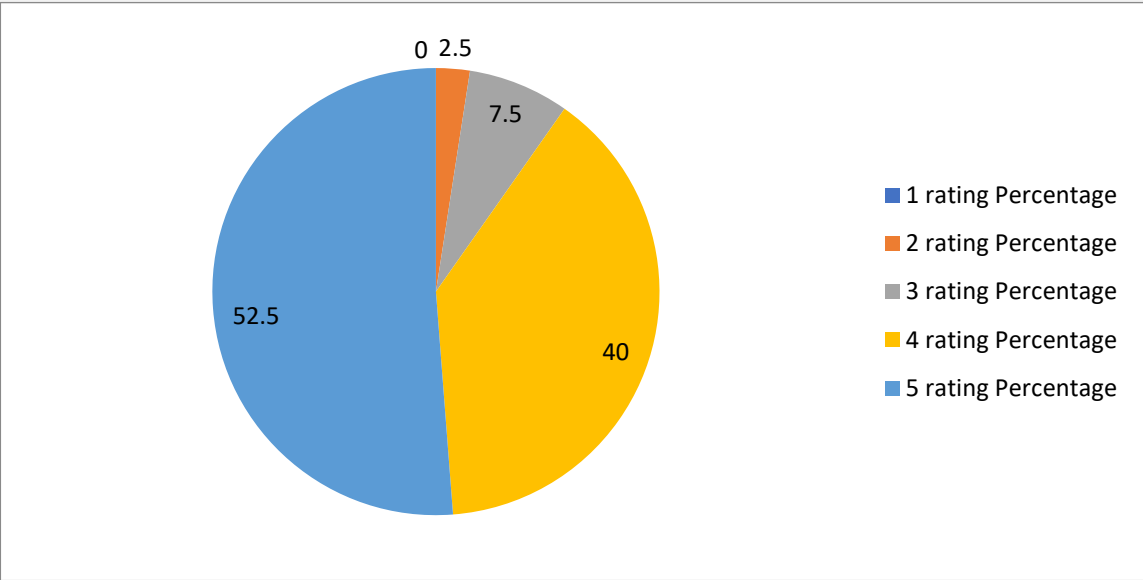
3. Did you get the cordial treatment and complete information when you came for applying to the course?

No. of Parents	Yes	No	Yes Percentage	No Percentage
40	40	0	100	0



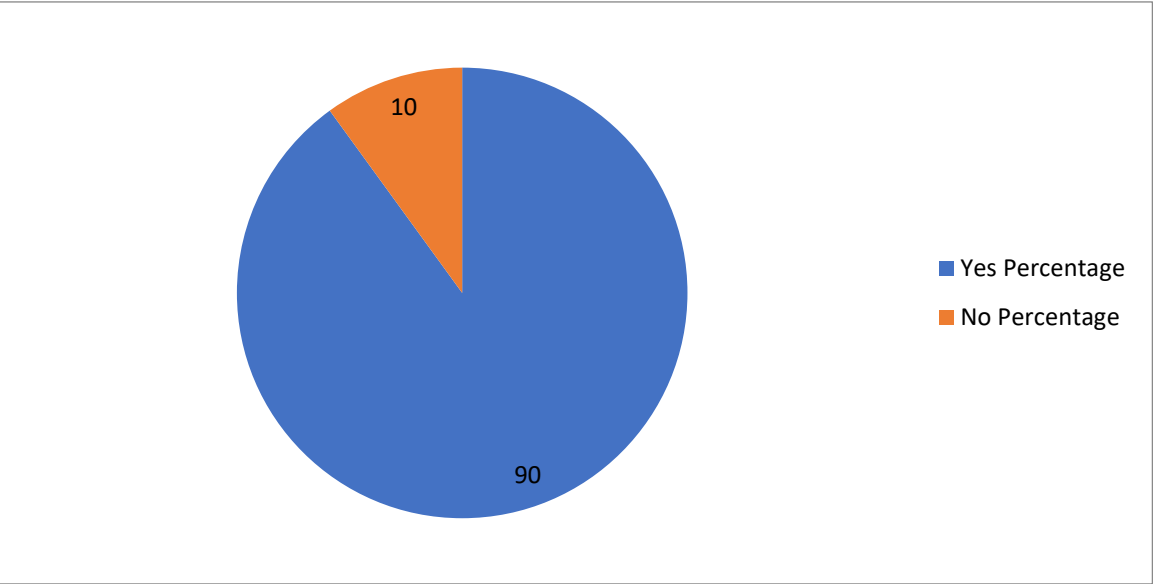
4. How do you rate the cordiality during your first visit to the college?

No. of Parents	1 rating	2 rating	3 rating	4 rating	5 rating	1 rating Percentage	2 rating Percentage	3 rating Percentage	4 rating Percentage	5 rating Percentage
40	0	1	3	16	21	0	2.5	7.5	40	52.5



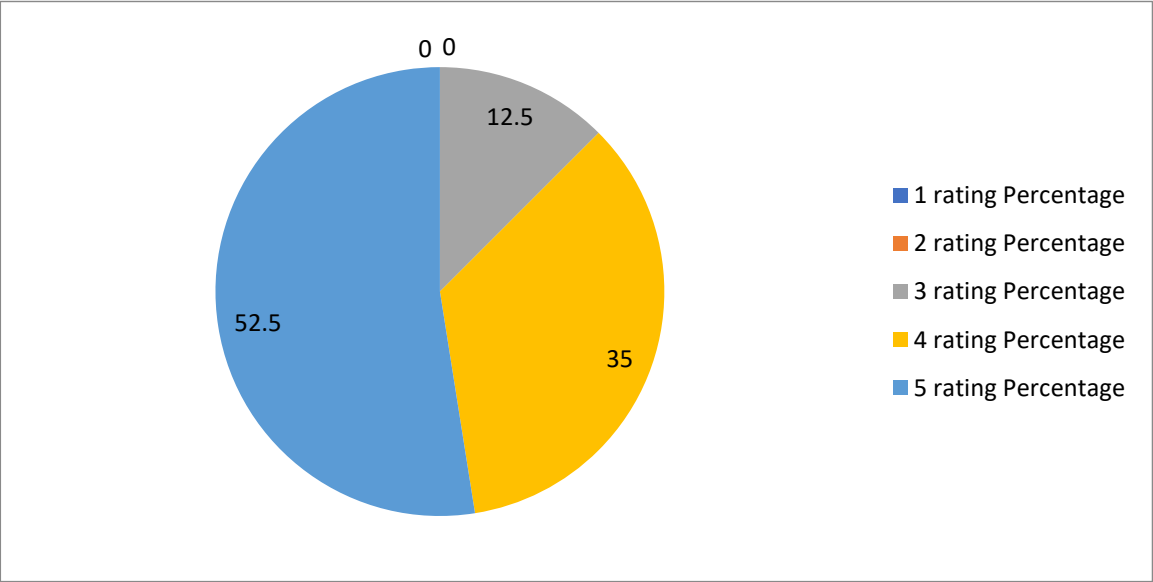
5.Did you get the opinion regarding the teaching at the college from your ward?

No. of Parents	Yes	No	Yes Percentage	No Percentage
40	36	4	90	10



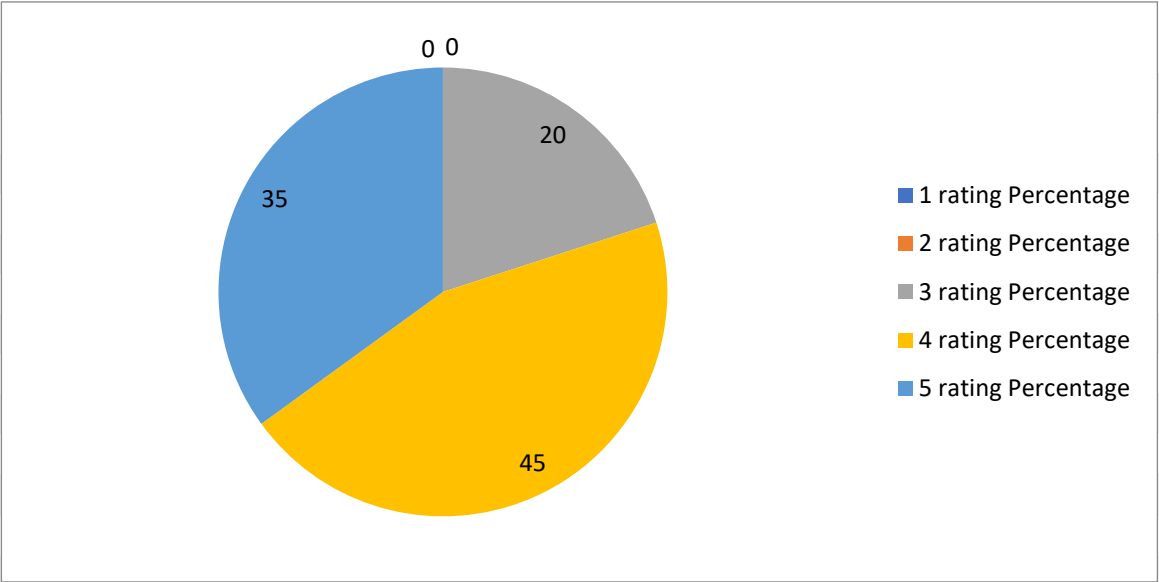
6.How do you rate the teaching in this college?

No. of Parents	1 rating	2 rating	3 rating	4 rating	5 rating	1 rating Percentage	2 rating Percentage	3 rating Percentage	4 rating Percentage	5 rating Percentage
40	0	0	5	14	21	0	0	12.5	35	52.5



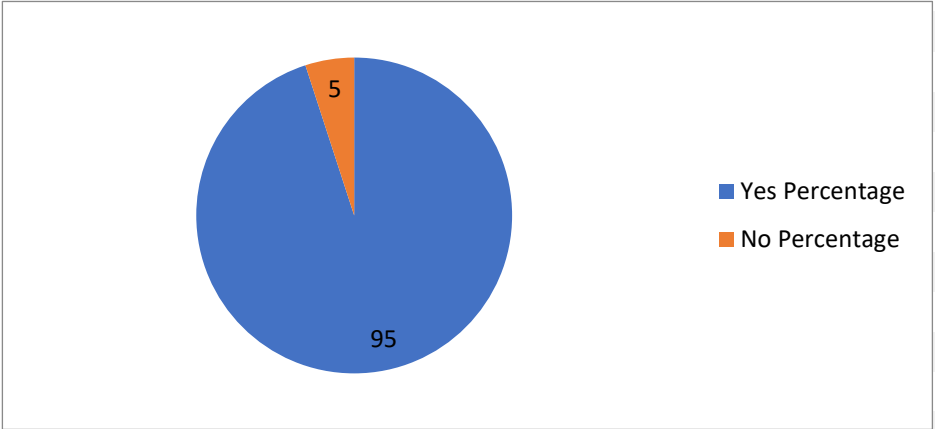
7.How do you rate Your ward’s learning experience?

No. of Parents	1 rating	2 rating	3 rating	4 rating	5 rating	1 rating Percentage	2 rating Percentage	3 rating Percentage	4 rating Percentage	5 rating Percentage
40	0	0	8	18	14	0	0	20	45	35



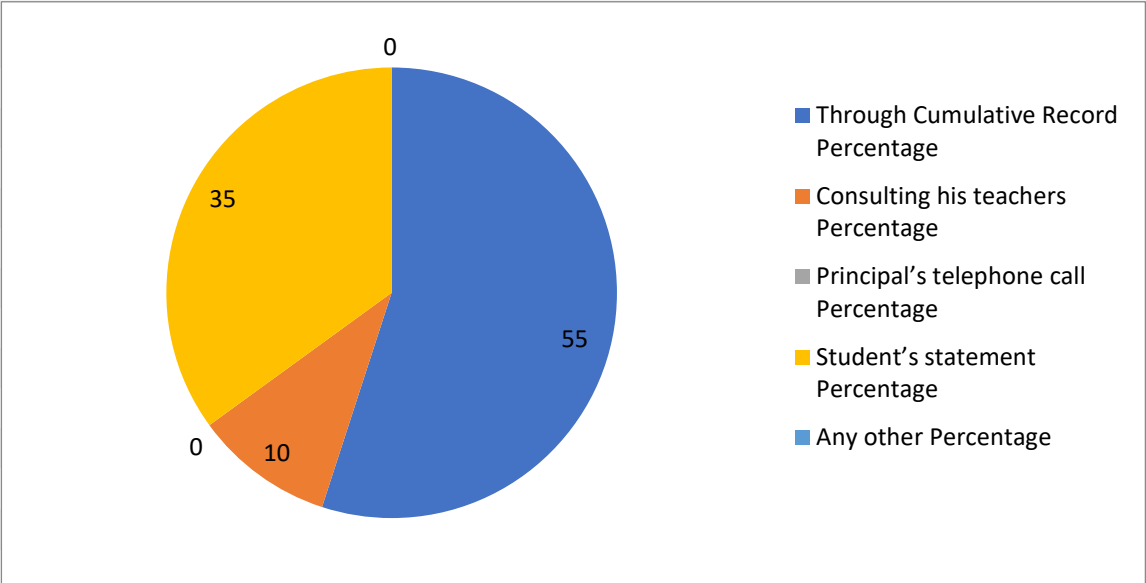
8. Have you ever felt that your ward is receiving value education in the college?

No. of Parents	Yes	No	Yes Percentage	No Percentage
40	38	2	95	5



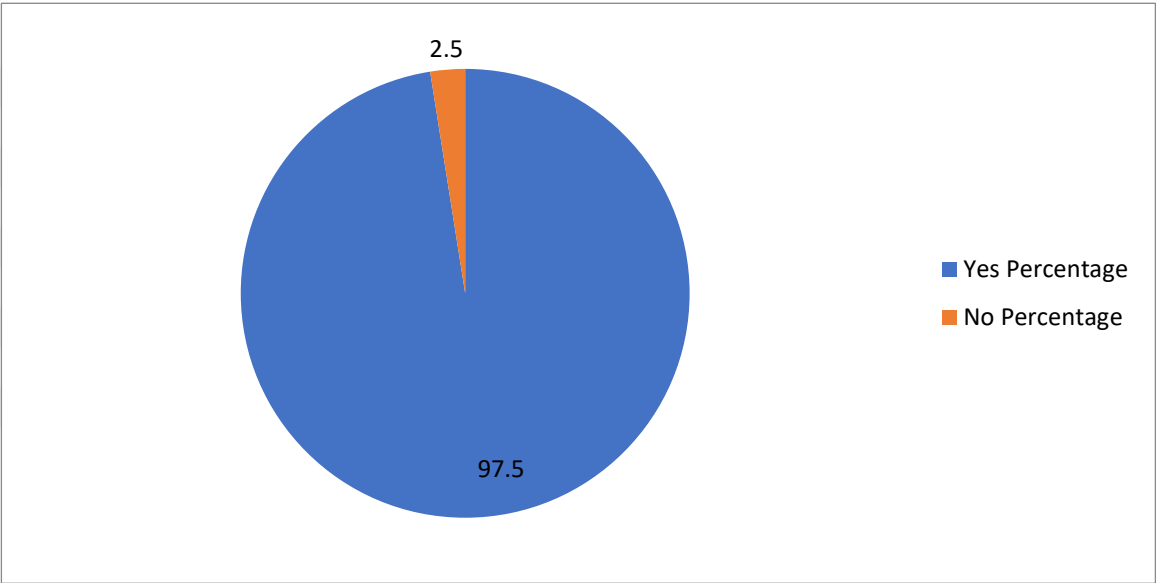
9.How do you know that your ward’s performance and progress is monitored?

No. of Parents	Through Cumulative Record	Consulting his teachers	Principal’s telephone call	Student’s statement	Any other	Through Cumulative Record Percentage	Consulting his teachers Percentage	Principal’s telephone call Percentage	Student’s statement Percentage	Any other Percentage
40	22	4	0	14	0	55	10	0	35	0



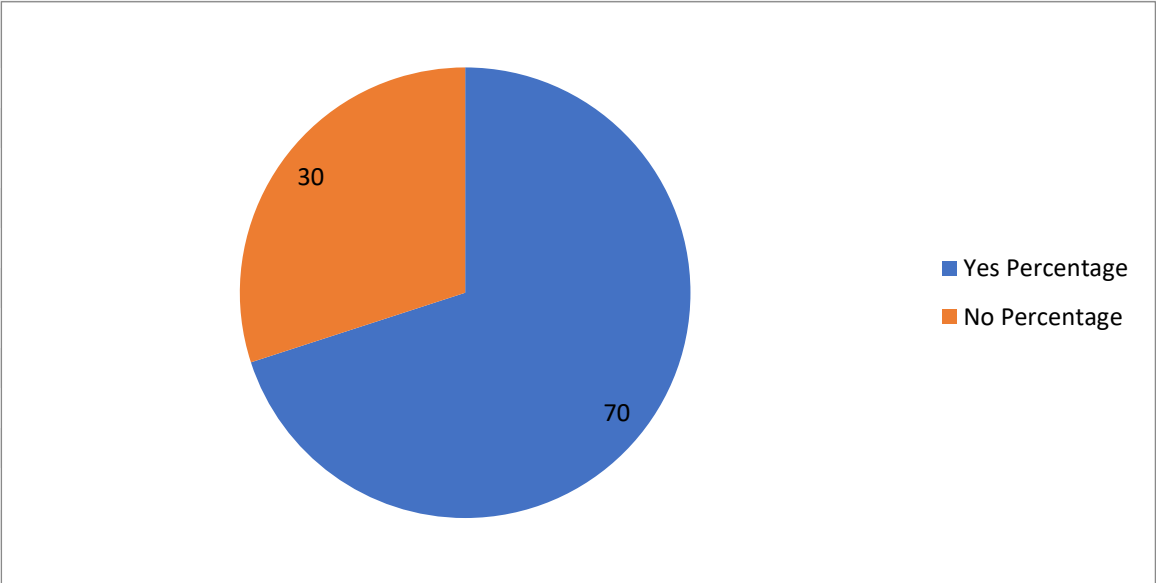
10. Are you satisfied with the facilities available in the college?

No. of Parents	Yes	No	Yes Percentage	No Percentage
40	39	1	97.5	2.5



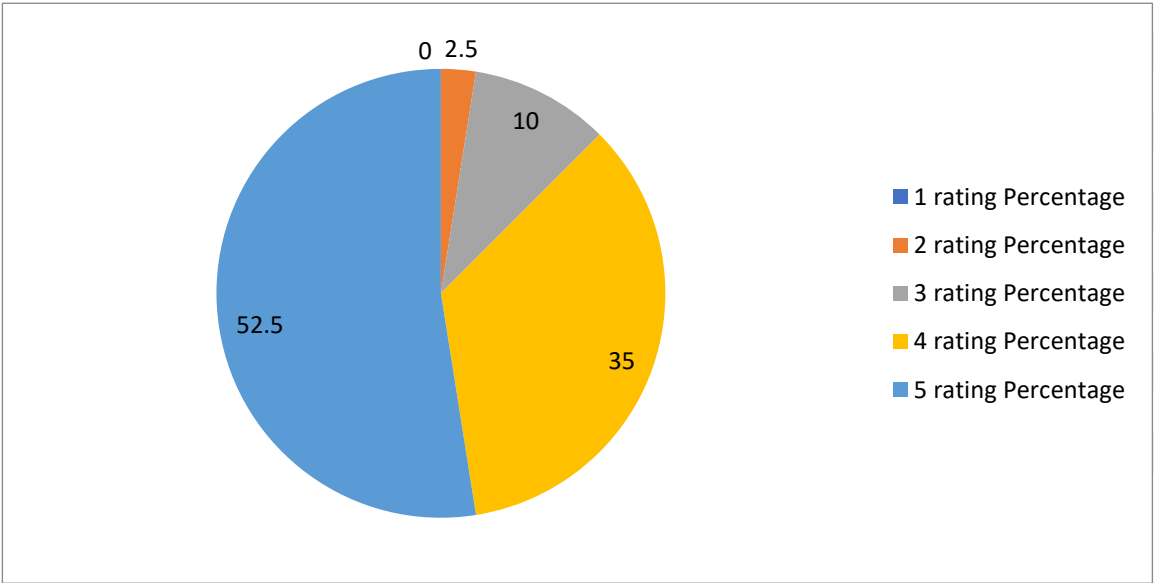
11. Is your ward making use of the Library?

No. of Parents	Yes	No	Yes Percentage	No Percentage
40	28	12	70	30



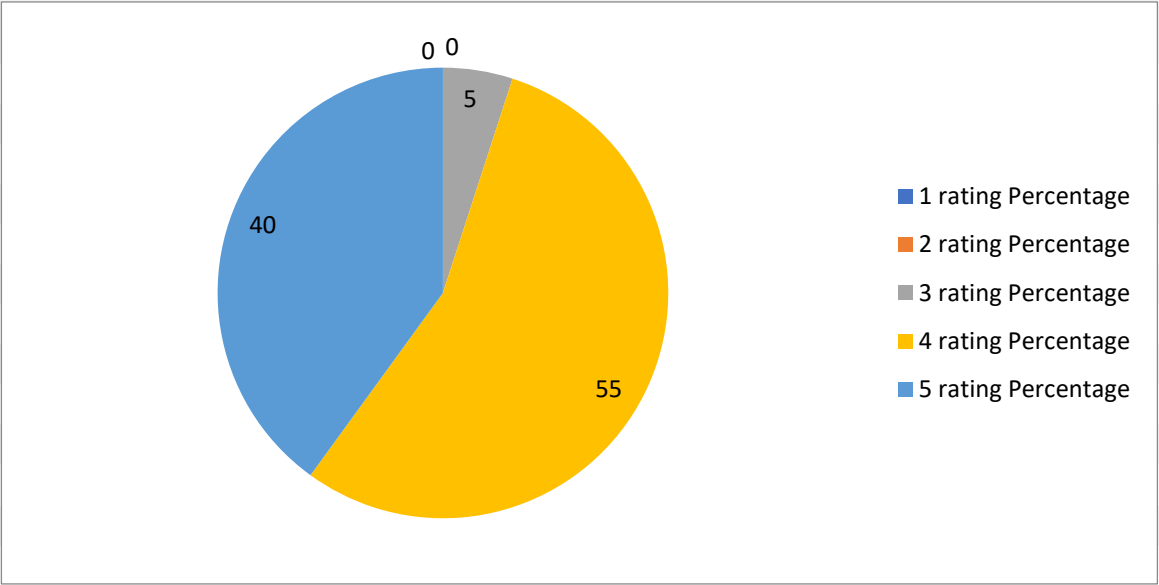
12. How do you rate the infrastructure and facilities of the College?

No. of Parents	1 rating	2 rating	3 rating	4 rating	5 rating	1 rating Percentage	2 rating Percentage	3 rating Percentage	4 rating Percentage	5 rating Percentage
40	0	1	4	14	21	0	2.5	10	35	52.5



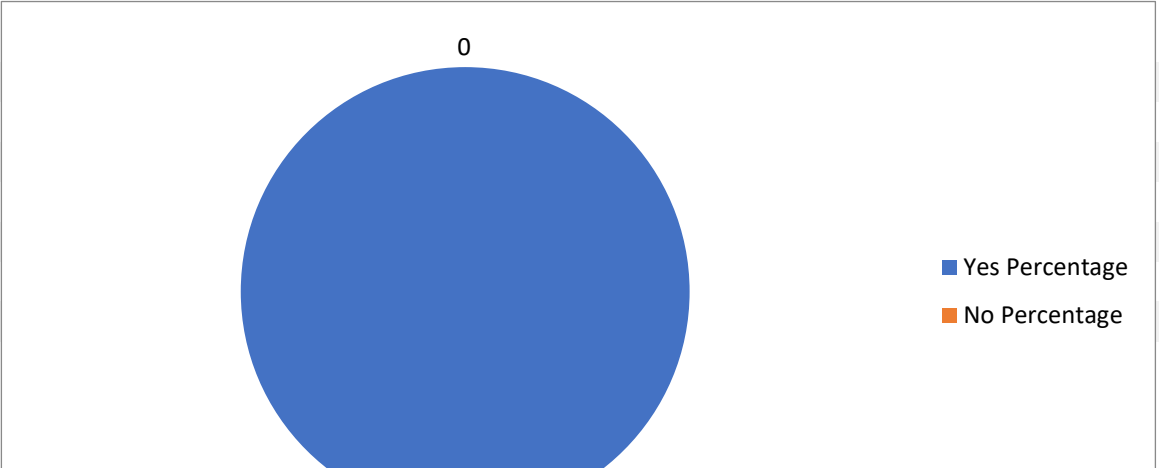
13. Rate the overall environment of the college in 5 point scale mentioned above ?

No. of Parents	1 rating	2 rating	3 rating	4 rating	5 rating	1 rating Percentage	2 rating Percentage	3 rating Percentage	4 rating Percentage	5 rating Percentage
40	0	0	2	22	16	0	0	5	55	40



14. Would you like to recommend this college for aspirants?

No. of Parents	Yes	No	Yes Percentage	No Percentage
40	40	0	100	0



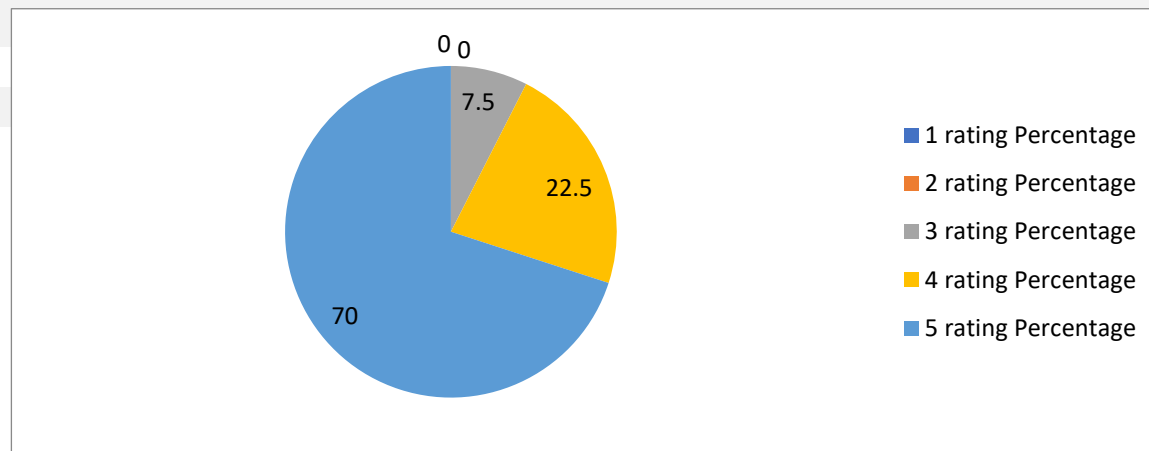


Sri Bhuvanendra College, Karkala

PARENTS FEEDBACK 2017-18

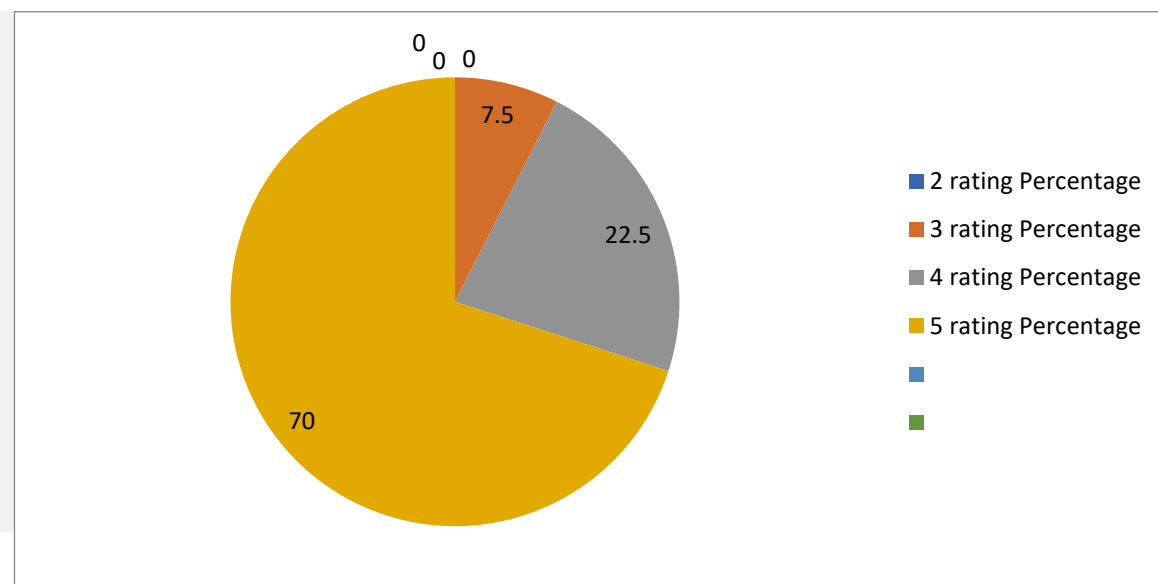
1. Please rate the College on the following attributes using the 5 point scale shown:

No. of Parents	1 rating	2 rating	3 rating	4 rating	5 rating	1 rating Percentage	2 rating Percentage	3 rating Percentage	4 rating Percentage	5 rating Percentage
40	0	0	3	9	28	0	0	7.5	22.5	70



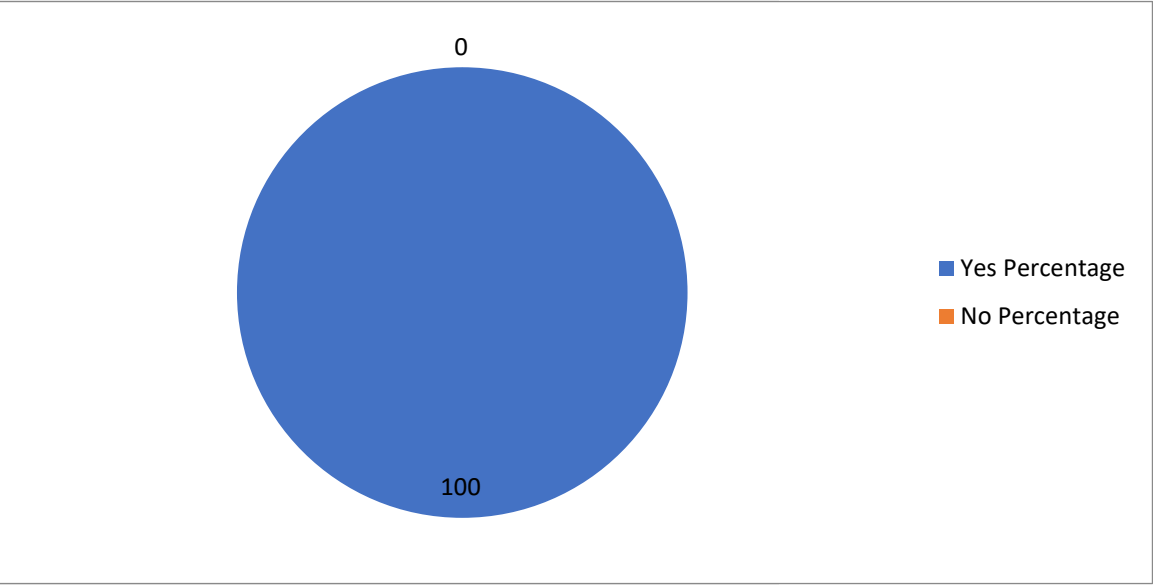
2. Prominent reason for choosing this college for your ward's education?

No. of Parents	Proximity of the college	Reputation of the College	Being Old student of the college	Suggestion of the well wishers	Peer group pressure of your ward	Advertisement /notification in the newspaper	Proximity of the college Percentage	Reputation of the College Percentage	Being Old student of the college Percentage	Suggestion of the wellwishers Percentage	Peer group pressure of your ward Percentage	Advertisement /notification in the newspaper Percentage
40	20	12	3	2	2	1	50	30	7.5	5	5	2.5



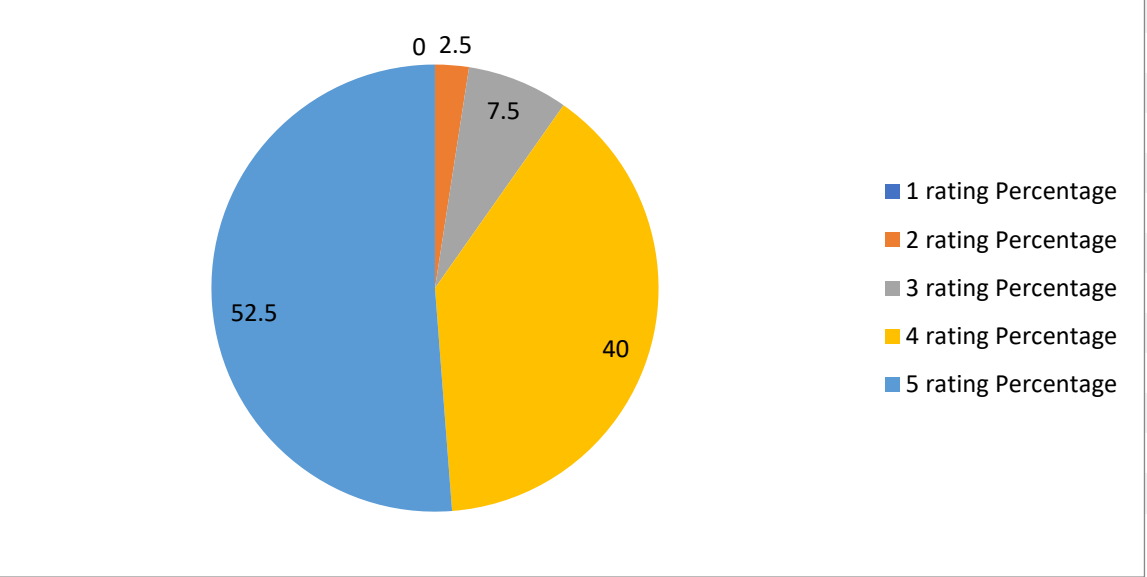
3. Did you get the cordial treatment and complete information when you came for applying to the course?

No. of Parents	Yes	No	Yes Percentage	No Percentage
40	40	0	100	0



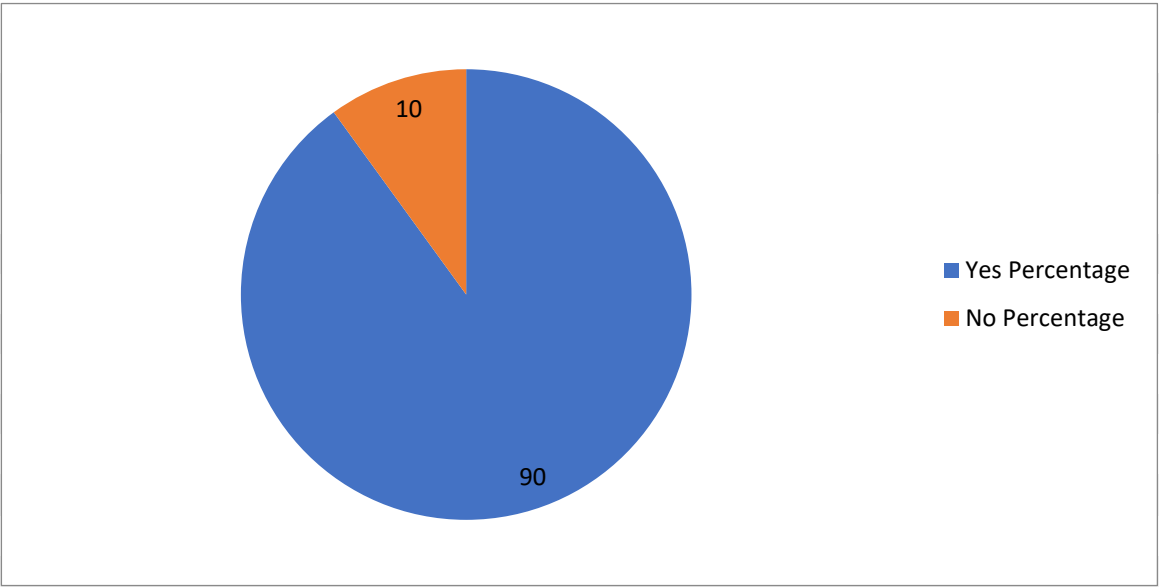
4. How do you rate the cordiality during your first visit to the college?

No. of Parents	1 rating	2 rating	3 rating	4 rating	5 rating	1 rating Percentage	2 rating Percentage	3 rating Percentage	4 rating Percentage	5 rating Percentage
40	0	1	3	16	21	0	2.5	7.5	40	52.5



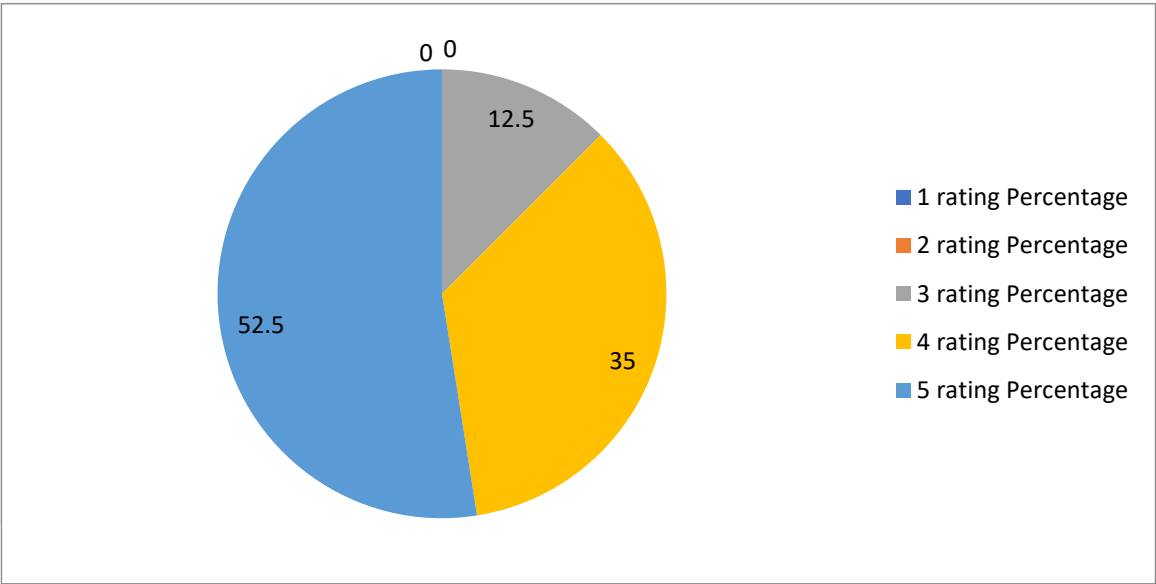
5.Did you get the opinion regarding the teaching at the college from your ward?

No. of Parents	Yes	No	Yes Percentage	No Percentage
40	36	4	90	10



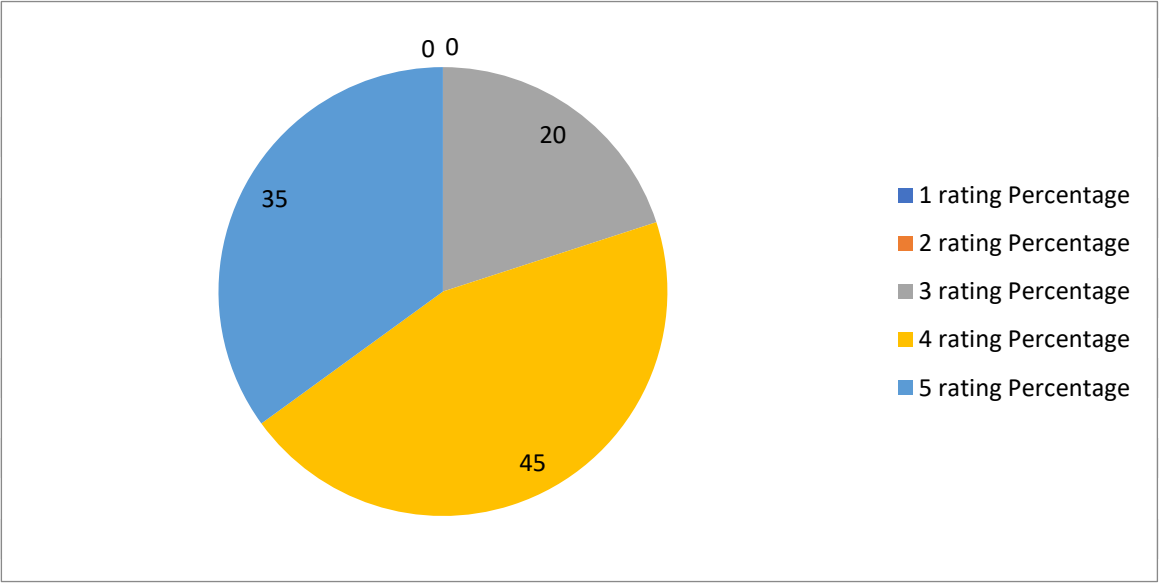
6.How do you rate the teaching in this college?

No. of Parents	1 rating	2 rating	3 rating	4 rating	5 rating	1 rating Percentage	2 rating Percentage	3 rating Percentage	4 rating Percentage	5 rating Percentage
40	0	0	5	14	21	0	0	12.5	35	52.5



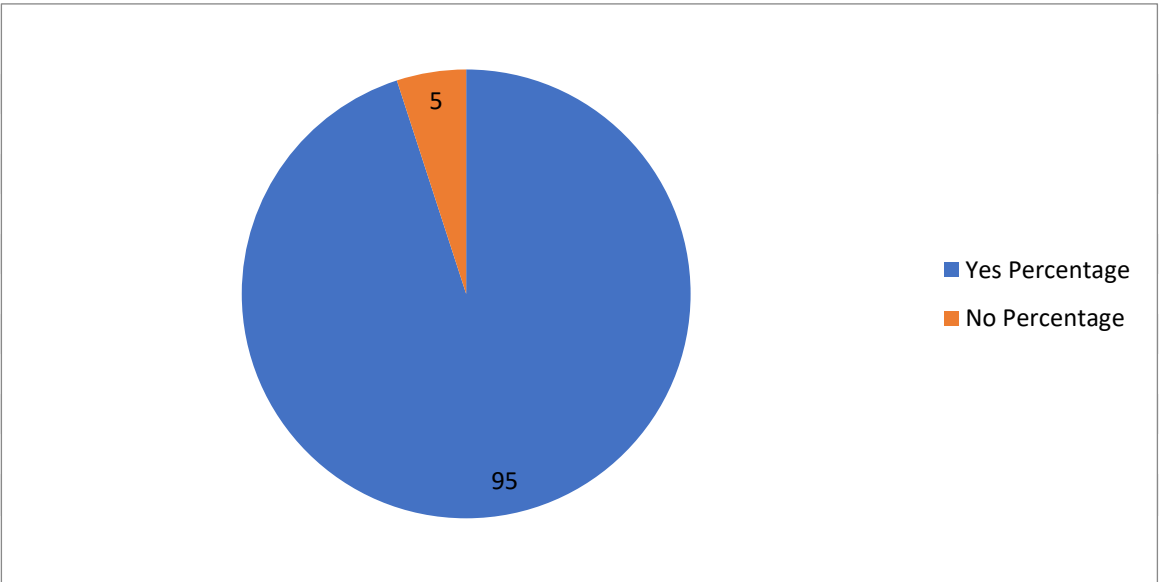
7.How do you rate Your ward’s learning experience?

No. of Parents	1 rating	2 rating	3 rating	4 rating	5 rating	1 rating Percentage	2 rating Percentage	3 rating Percentage	4 rating Percentage	5 rating Percentage
40	0	0	8	18	14	0	0	20	45	35



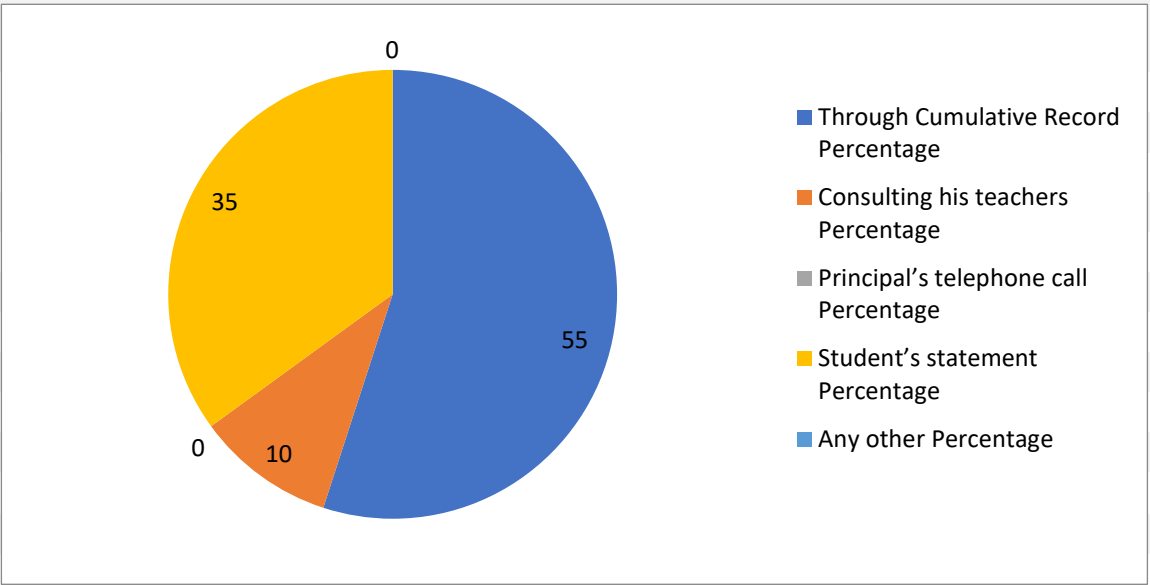
8.Have you ever felt that your ward is receiving value education in the college?

No. of Parents	Yes	No	Yes Percentage	No Percentage
40	38	2	95	5



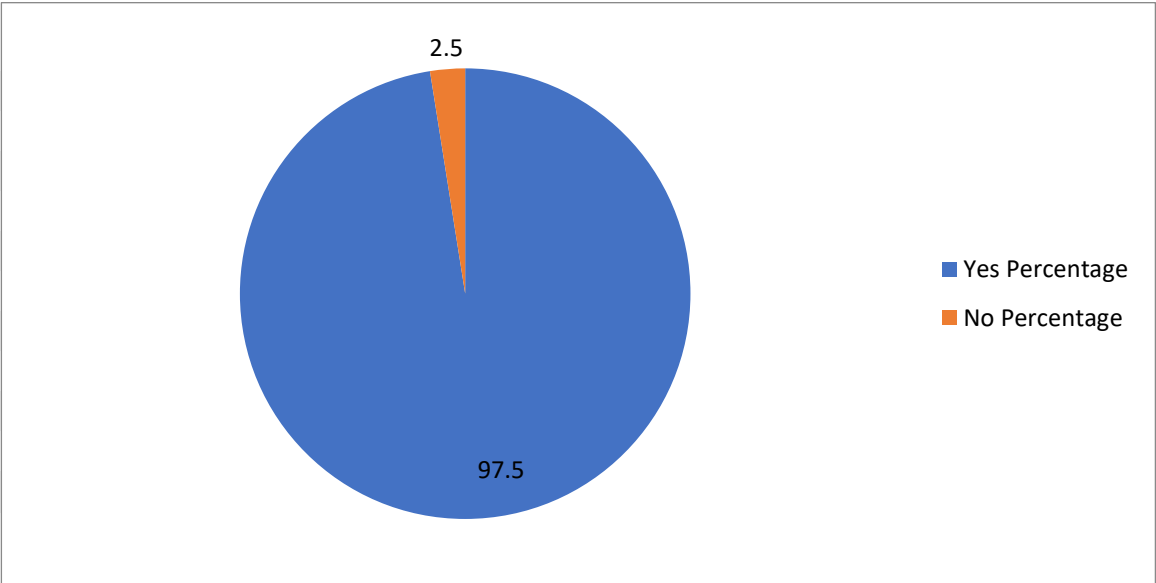
9. How do you know that your ward’s performance and progress is monitored?

No. of Parents	Through Cumulative Record	Consulting his teachers	Principal’s telephone call	Student’s statement	Any other	Through Cumulative Record Percentage	Consulting his teachers Percentage	Principal’s telephone call Percentage	Student’s statement Percentage	Any other Percentage
40	22	4	0	14	0	55	10	0	35	0



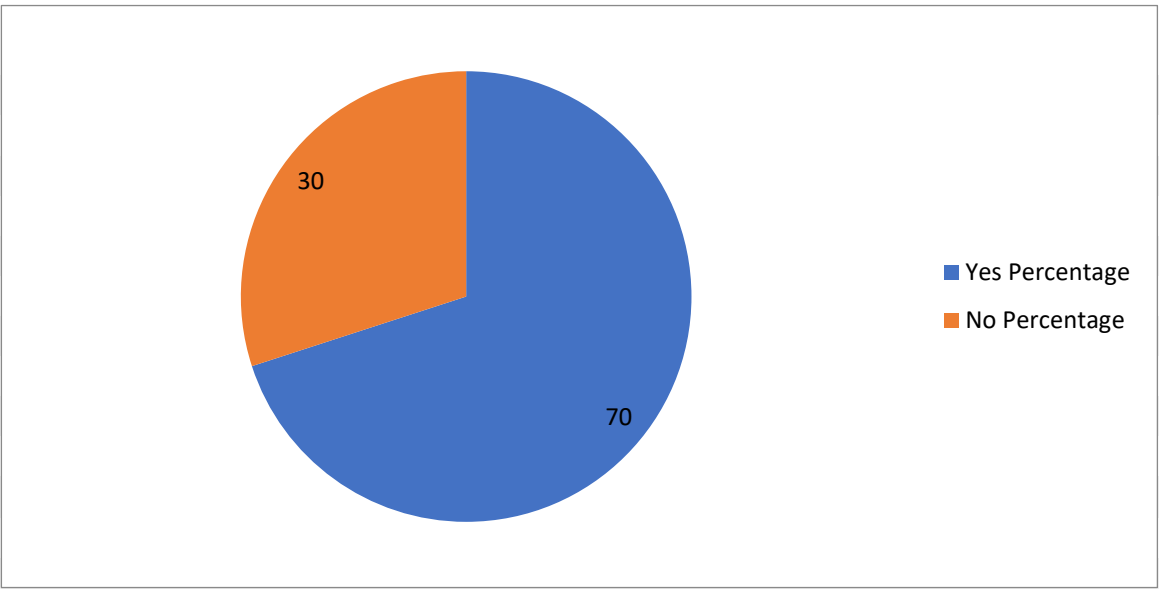
10. Are you satisfied with the facilities available in the college?

No. of Parents	Yes	No	Yes Percentage	No Percentage
40	39	1	97.5	2.5



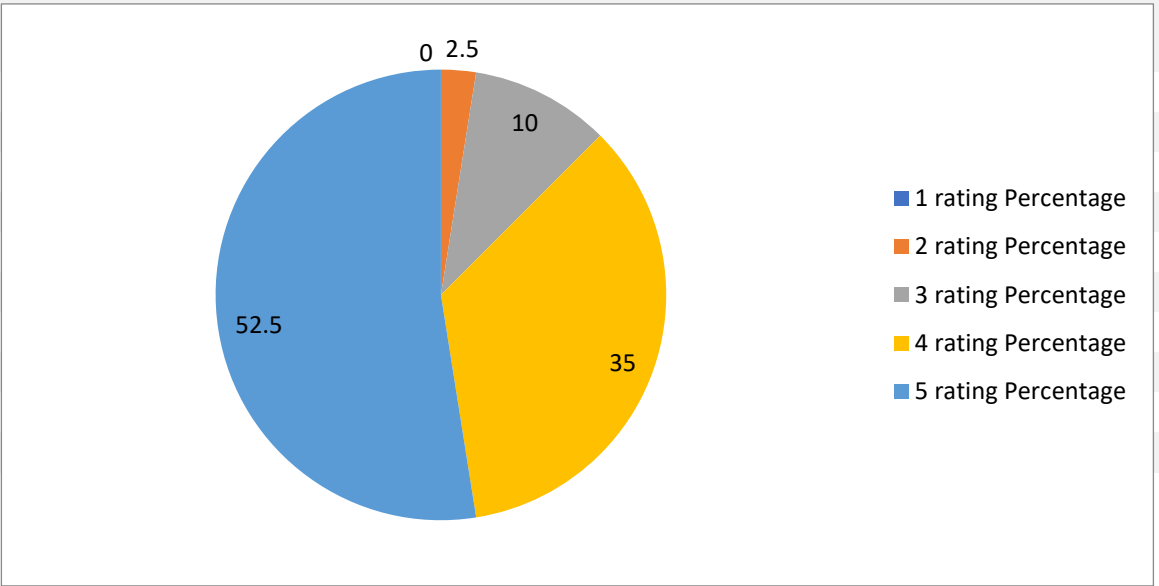
11. Is your ward making use of the Library?

No. of Parents	Yes	No	Yes Percentage	No Percentage
40	28	12	70	30



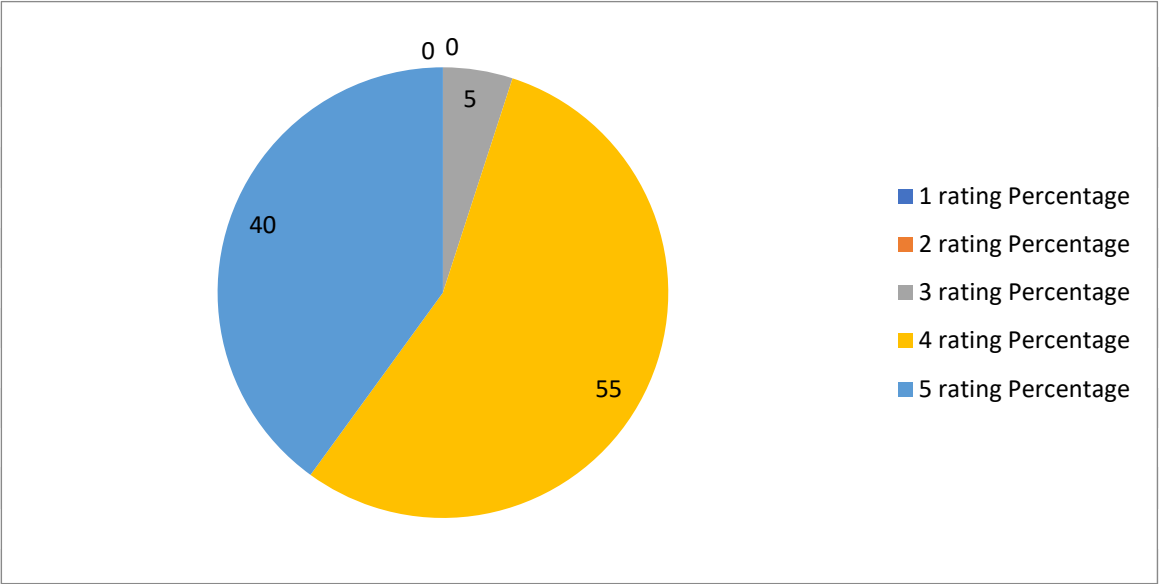
12. How do you rate the infrastructure and facilities of the College?

No. of Parents	1 rating	2 rating	3 rating	4 rating	5 rating	1 rating Percentage	2 rating Percentage	3 rating Percentage	4 rating Percentage	5 rating Percentage
40	0	1	4	14	21	0	2.5	10	35	52.5



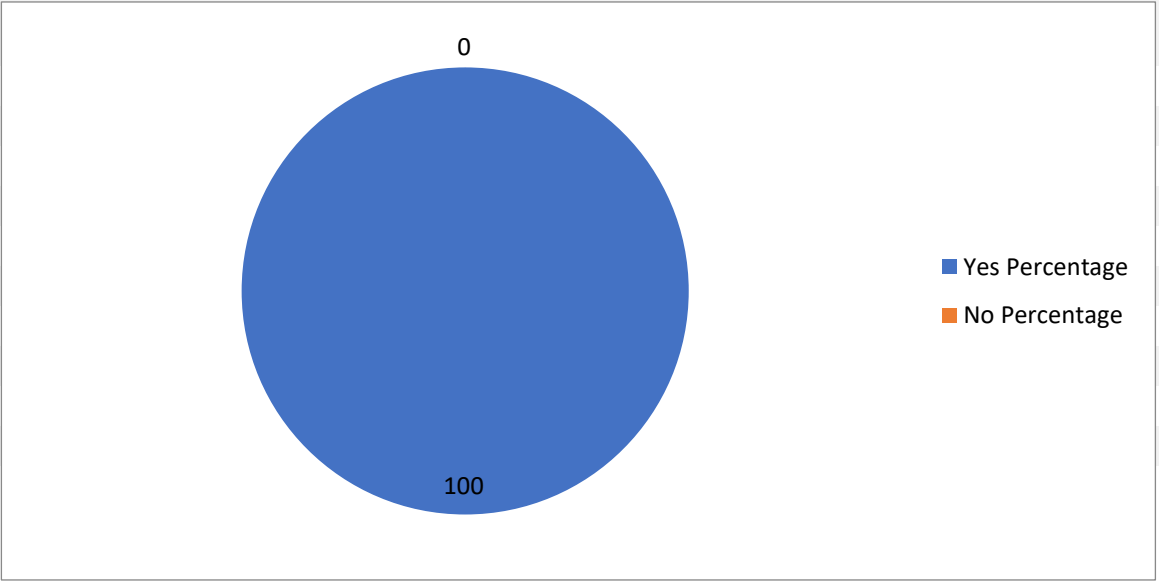
13. Rate the overall environment of the college in 5 point scale mentioned above ?

No. of Parents	1 rating	2 rating	3 rating	4 rating	5 rating	1 rating Percentage	2 rating Percentage	3 rating Percentage	4 rating Percentage	5 rating Percentage
40	0	0	2	22	16	0	0	5	55	40



14. Would you like to recommend this college for aspirants?

No. of Parents	Yes	No	Yes Percentage	No Percentage
40	40	0	100	0



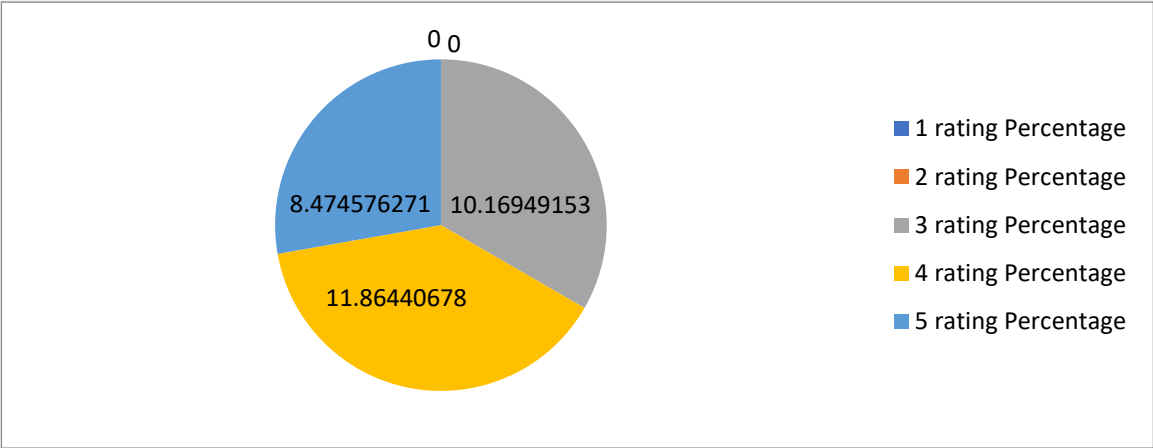


Sri Bhuvanendra College, Karkala

PARENTS FEEDBACK 2018-19

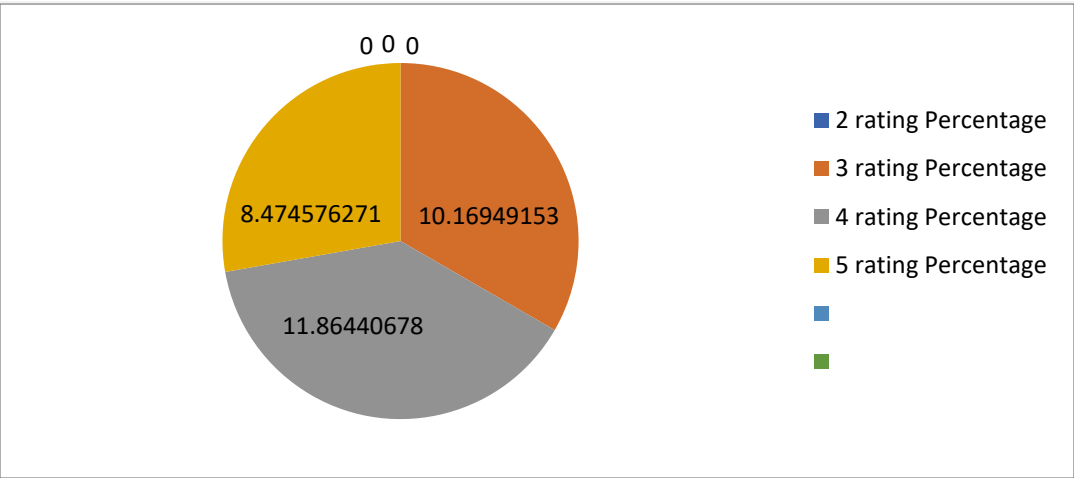
1. Please rate the College on the following attributes using the 5 point scale shown:

No. of Parents	1 rating	2 rating	3 rating	4 rating	5 rating	1 rating Percentage	2 rating Percentage	3 rating Percentage	4 rating Percentage	5 rating Percentage
59	0	0	6	7	5	0	0	10.16949153	11.86440678	8.474576271



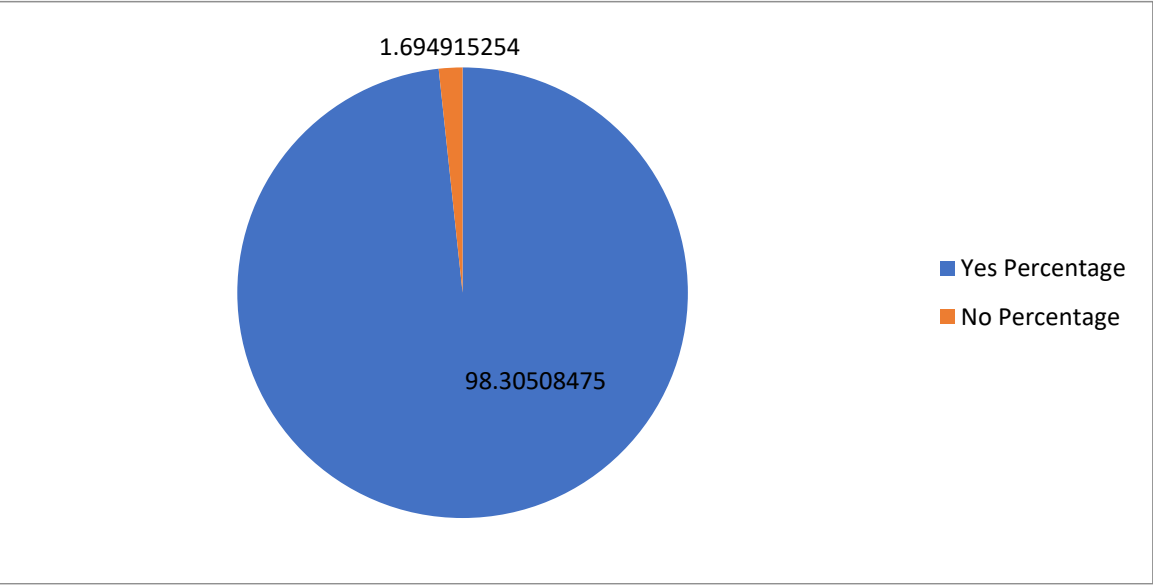
2. Prominent reason for choosing this college for your ward’s education?

No. of Parents	Proximity of the college	Reputation of the College	Being Old student of the college	Suggestion of the wellwishers	Peer group pressure of your ward	Advertisement /notification in the newspaper	Proximity of the college Percentage	Reputation of the College Percentage	Being Old student of the college Percentage	Suggestion of the wellwishers Percentage	Peer group pressure of your ward Percentage	Advertisement /notification in the newspaper Percentage
59	16	32	1	7	1	1	27.11864407	54.23728814	1.694915254	11.86440678	1.694915254	1.694915254



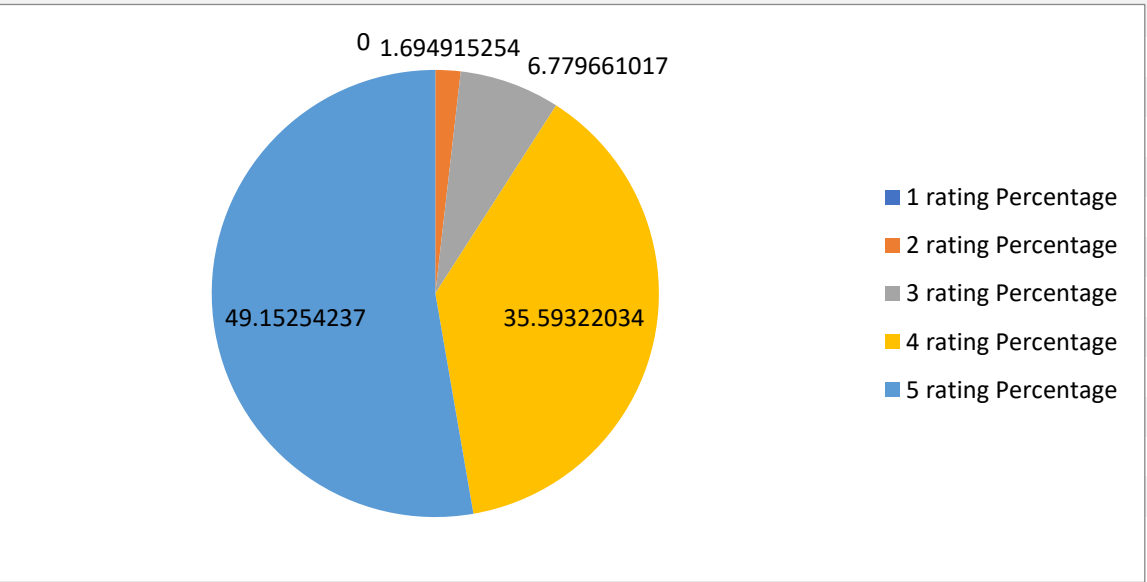
3. Did you get the cordial treatment and complete information when you came for applying to the course?

No. of Parents	Yes	No	Yes Percentage	No Percentage
59	58	1	98.30508475	1.694915254



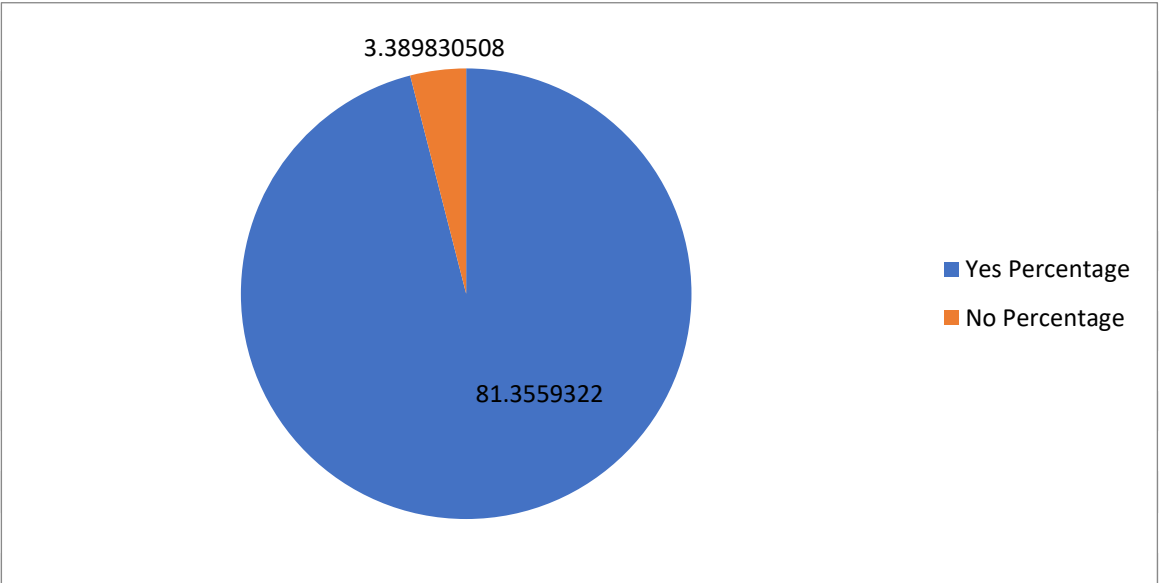
4. How do you rate the cordiality during your first visit to the college?

No. of Parents	1 rating	2 rating	3 rating	4 rating	5 rating	1 rating Percentage	2 rating Percentage	3 rating Percentage	4 rating Percentage	5 rating Percentage
59	0	1	4	21	29	0	1.694915254	6.779661017	35.59322034	49.15254237



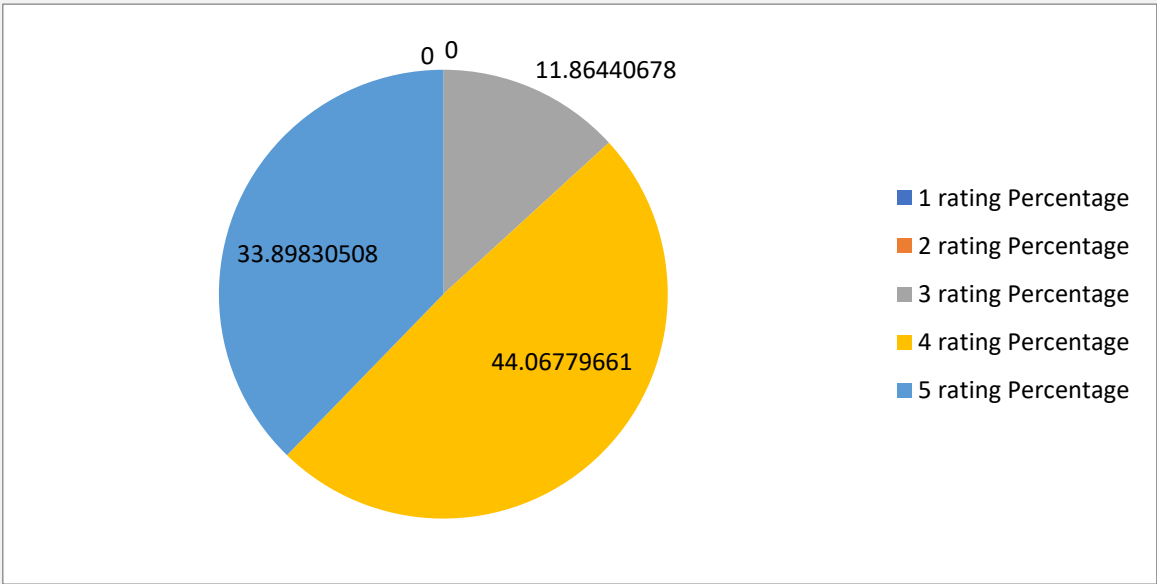
5.Did you get the opinion regarding the teaching at the college from your ward?

No. of Parents	Yes	No	Yes Percentage	No Percentage
59	48	2	81.3559322	3.389830508



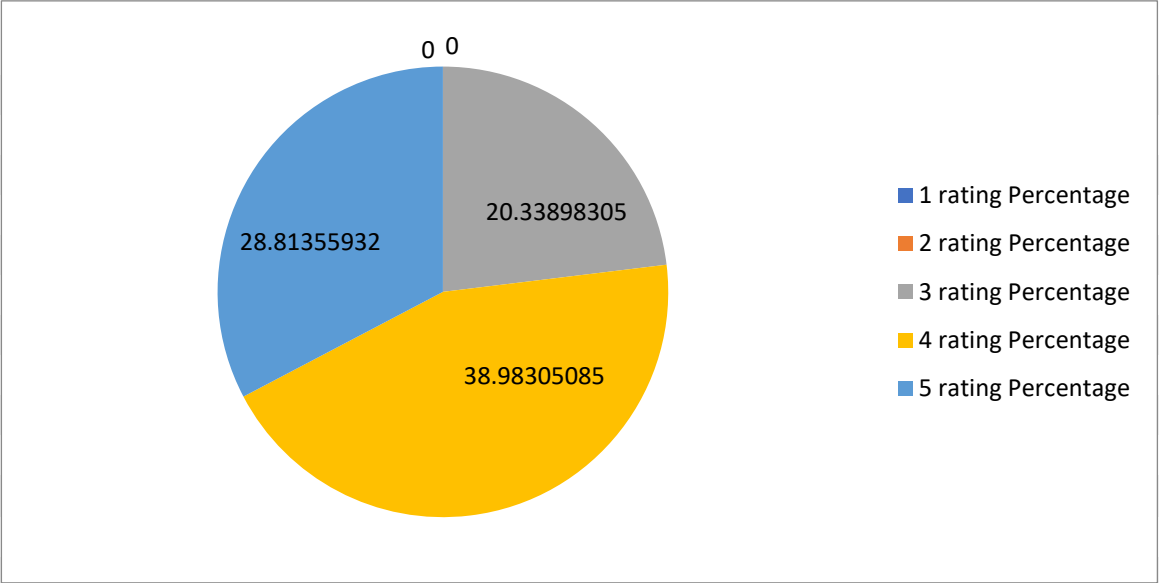
6.How do you rate the teaching in this college?

No. of Parents	1 rating	2 rating	3 rating	4 rating	5 rating	1 rating Percentage	2 rating Percentage	3 rating Percentage	4 rating Percentage	5 rating Percentage
59	0	0	7	26	20	0	0	11.86440678	44.06779661	33.89830508



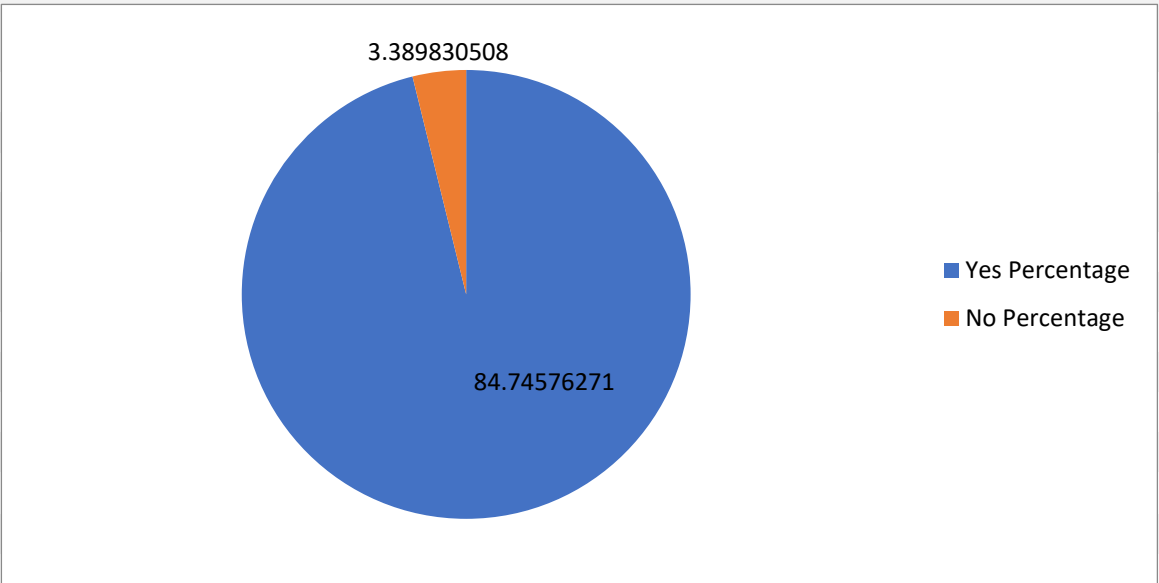
7.How do you rate Your ward’s learning experience?

No. of Parents	1 rating	2 rating	3 rating	4 rating	5 rating	1 rating Percentage	2 rating Percentage	3 rating Percentage	4 rating Percentage	5 rating Percentage
59	0	0	12	23	17	0	0	20.33898305	38.98305085	28.81355932



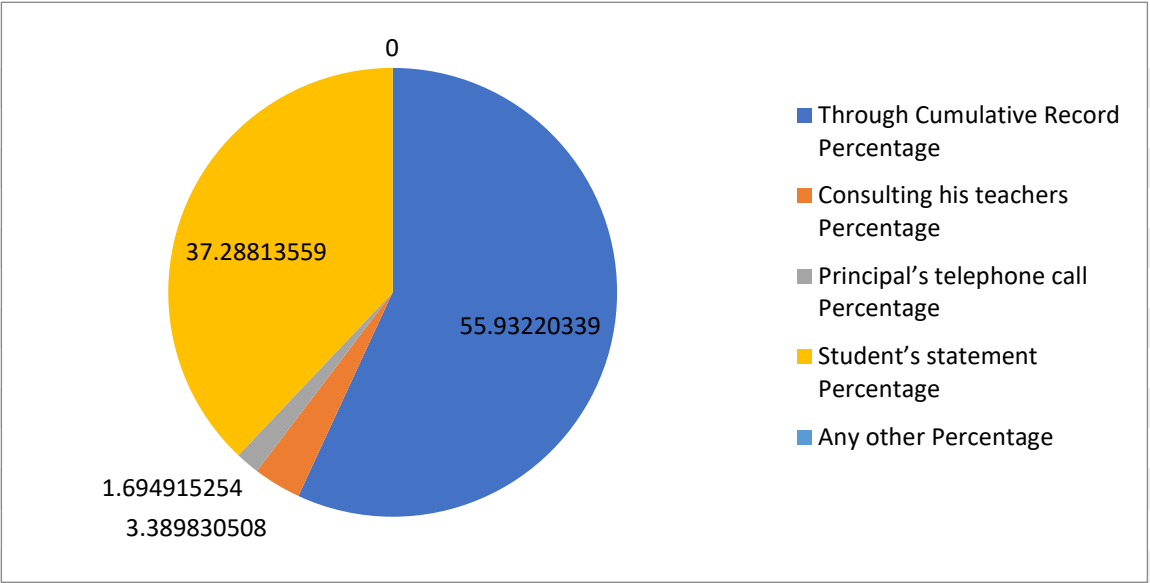
8.Have you ever felt that your ward is receiving value education in the college?

No. of Parents	Yes	No	Yes Percentage	No Percentage
59	50	2	84.74576271	3.389830508



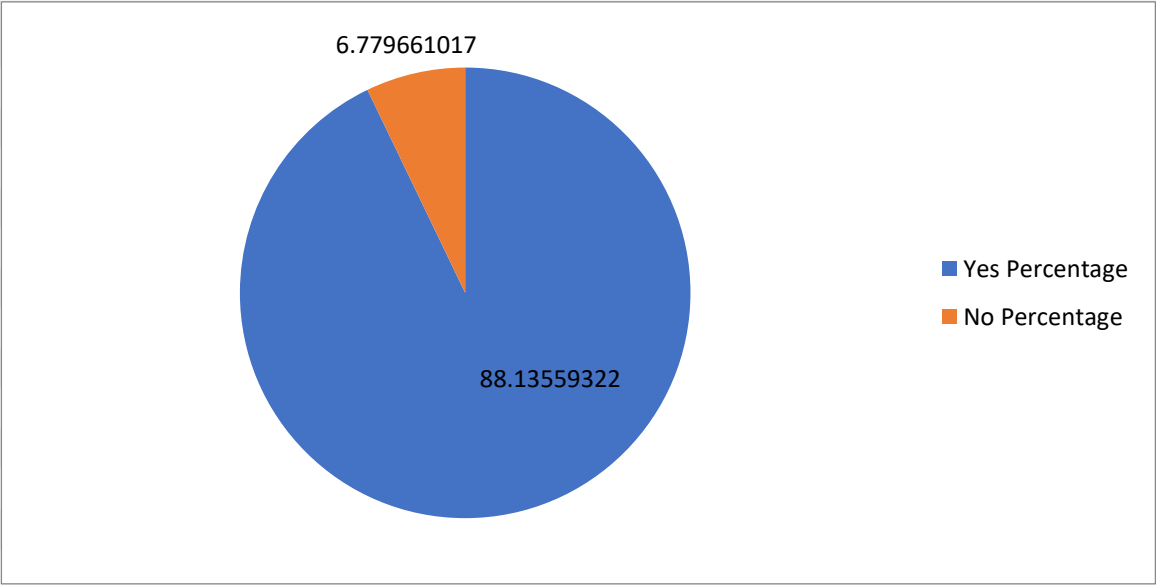
9. How do you know that your ward’s performance and progress is monitored?

No. of Parents	Through Cumulative Record	Consulting his teachers	Principal’s telephone call	Student’s statement	Any other	Through Cumulative Record Percentage	Consulting his teachers Percentage	Principal’s telephone call Percentage	Student’s statement Percentage	Any other Percentage
59	33	2	1	22	0	55.93220339	3.389830508	1.694915254	37.28813559	0



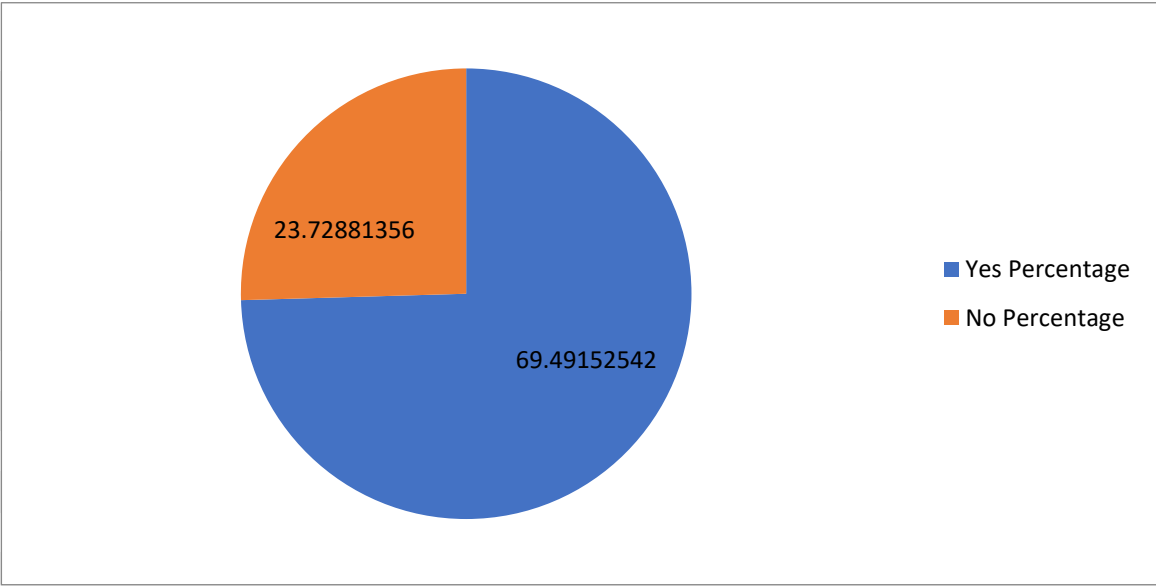
10. Are you satisfied with the facilities available in the college?

No. of Parents	Yes	No	Yes Percentage	No Percentage
59	52	4	88.13559322	6.779661017



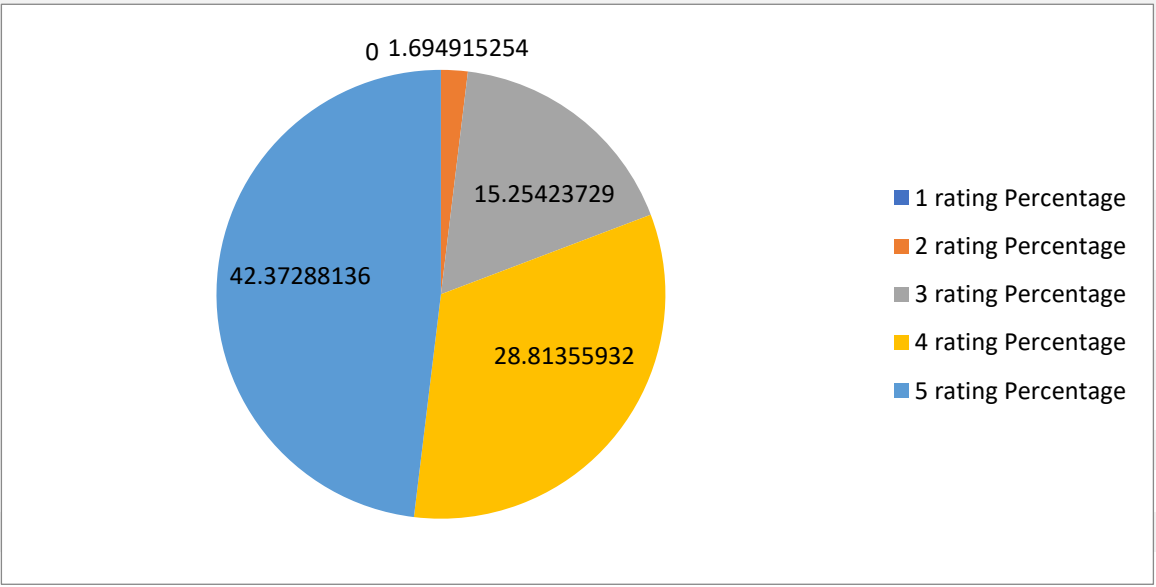
11. Is your ward making use of the Library?

No. of Parents	Yes	No	Yes Percentage	No Percentage
59	41	14	69.49152542	23.72881356



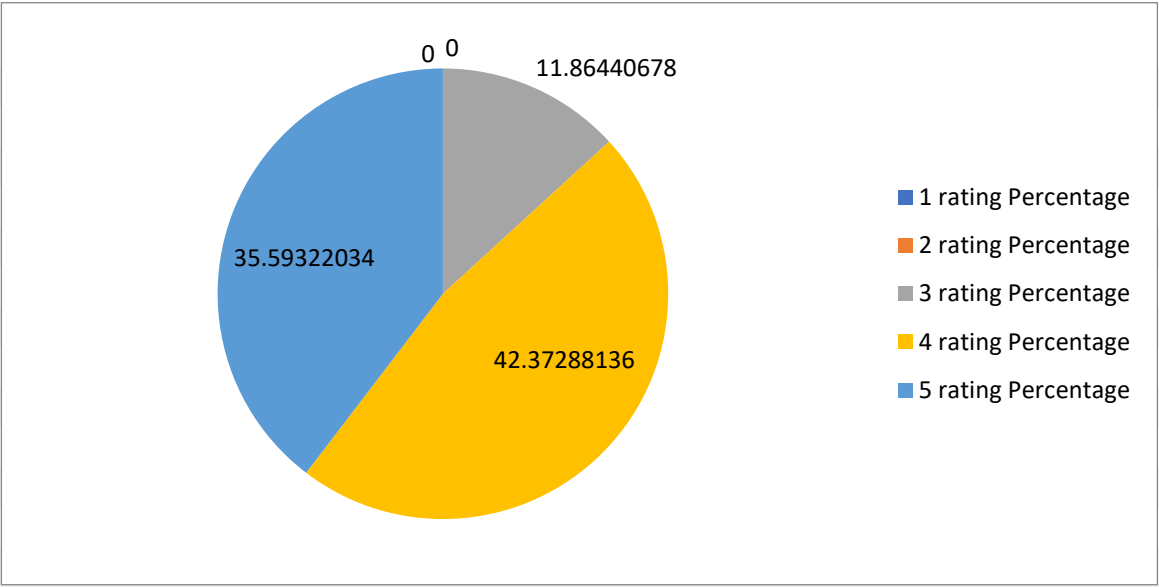
12. How do you rate the infrastructure and facilities of the College?

No. of Parents	1 rating	2 rating	3 rating	4 rating	5 rating	1 rating Percentage	2 rating Percentage	3 rating Percentage	4 rating Percentage	5 rating Percentage
59	0	1	9	17	25	0	1.694915254	15.25423729	28.81355932	42.37288136



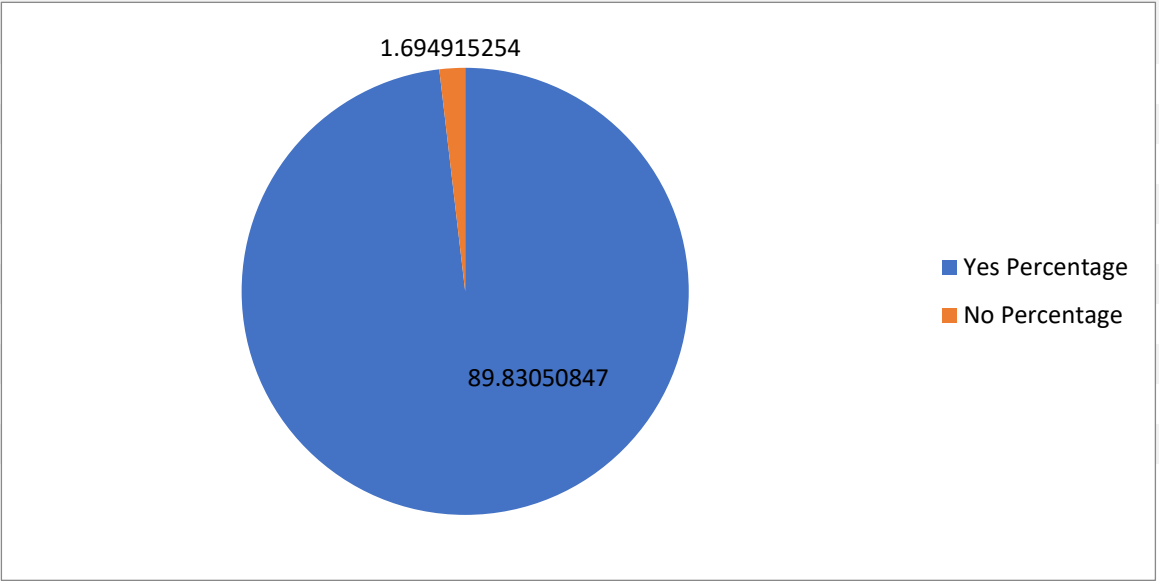
13. Rate the overall environment of the college in 5 point scale mentioned above ?

No. of Parents	1 rating	2 rating	3 rating	4 rating	5 rating	1 rating Percentage	2 rating Percentage	3 rating Percentage	4 rating Percentage	5 rating Percentage
59	0	0	7	25	21	0	0	11.86440678	42.37288136	35.59322034



14. Would you like to recommend this college for aspirants?

No. of Parents	Yes	No	Yes Percentage	No Percentage
59	53	1	89.83050847	1.694915254



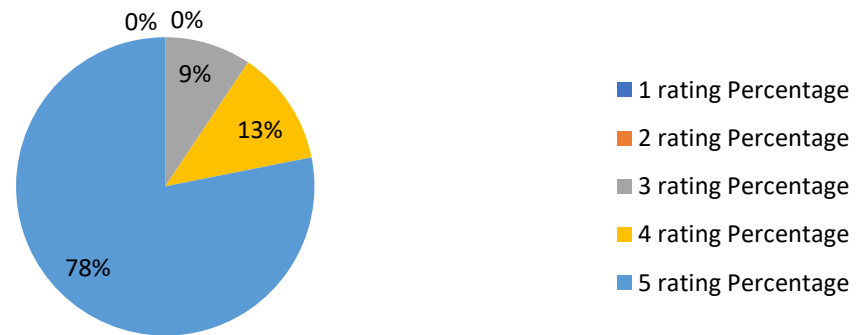


Sri Bhuvanendra College, Karkala

PARENTS FEEDBACK 2019-20

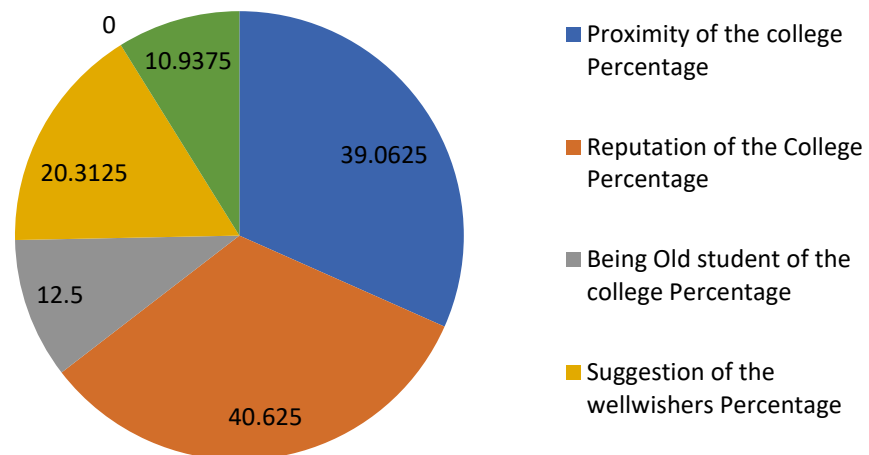
1. Please rate the College on the following attributes using the 5 point scale shown:

No. of Parents	1 rating	2 rating	3 rating	4 rating	5 rating	1 rating Percentage	2 rating Percentage	3 rating Percentage	4 rating Percentage	5 rating Percentage
64	0	0	6	8	50	0	0	9.375	12.5	78.125



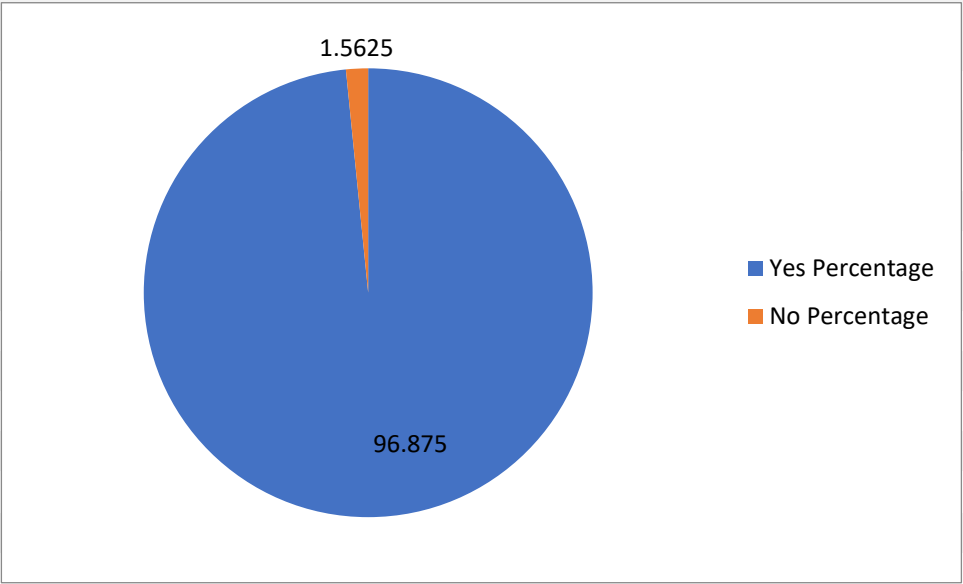
2. Prominent reason for choosing this college for your ward's education?

No. of Parents	Proximity of the college	Reputation of the College	Being Old student of the college	Suggestion of the wellwishers	Peer group pressure of your ward	Advertisement /notification in the newspaper	Proximity of the college Percentage	Reputation of the College Percentage	Being Old student of the college Percentage	Suggestion of the well wishers Percentage	Peer group pressure of your ward Percentage	Advertisement /notification in the newspaper Percentage
64	25	26	8	13	0	7	39.0625	40.625	12.5	20.3125	0	10.9375



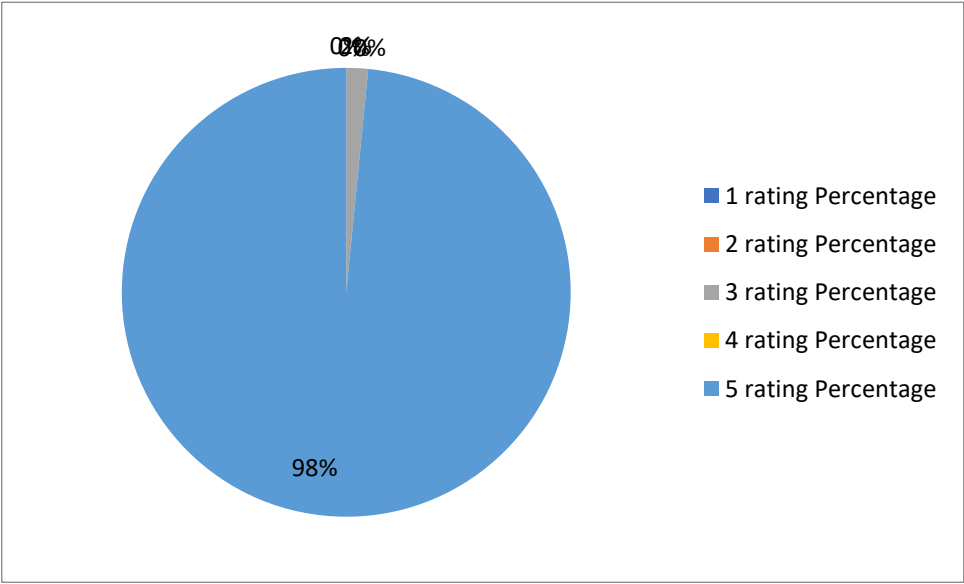
3. Did you get the cordial treatment and complete information when you came for applying to the course?

No. of Parents	Yes	No	Yes Percentage	No Percentage
64	62	1	96.875	1.5625



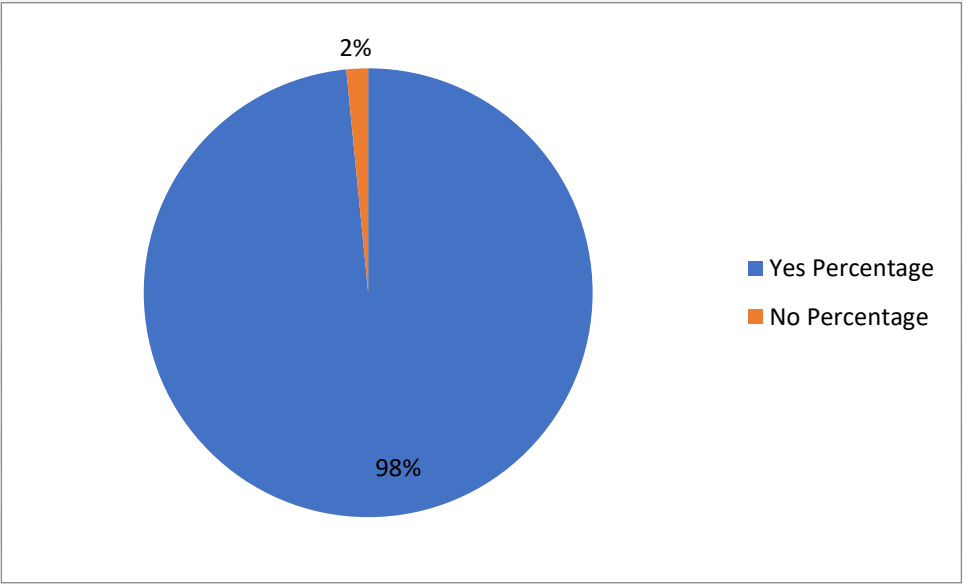
4. How do you rate the cordiality during your first visit to the college?

No. of Parents	1 rating	2 rating	3 rating	4 rating	5 rating	1 rating Percentage	2 rating Percentage	3 rating Percentage	4 rating Percentage	5 rating Percentage
64	0	0	1	0	63	0	0	1.5625	0	98.4375



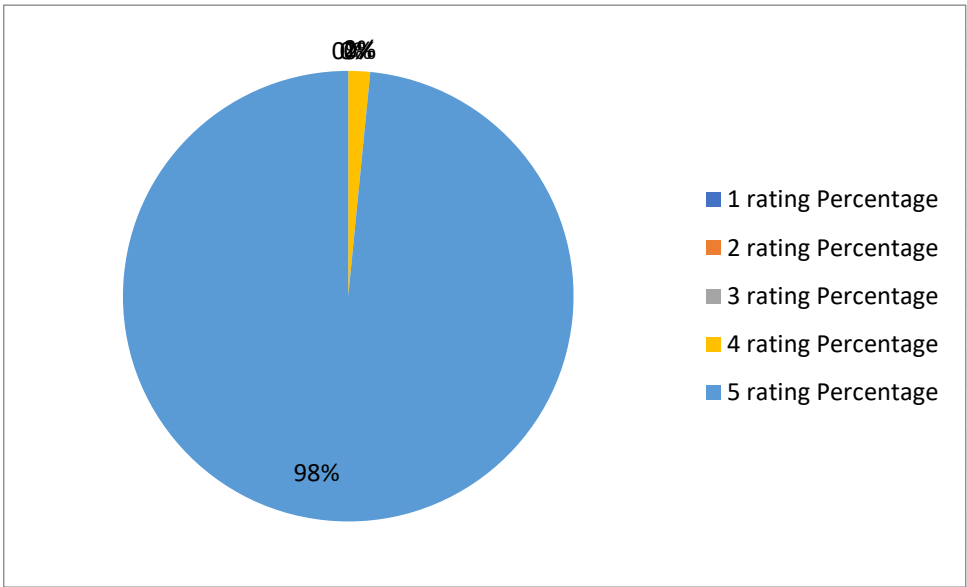
5.Did you get the opinion regarding the teaching at the college from your ward?

No. of Parents	Yes	No	Yes Percentage	No Percentage
64	63	1	98.4375	1.5625



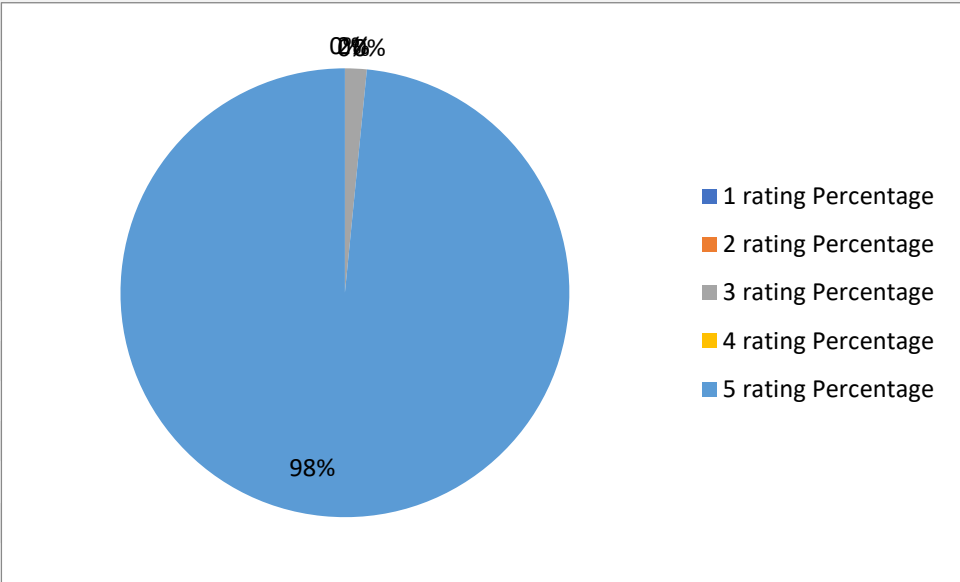
6.How do you rate the teaching in this college?

No. of Parents	1 rating	2 rating	3 rating	4 rating	5 rating	1 rating Percentage	2 rating Percentage	3 rating Percentage	4 rating Percentage	5 rating Percentage
64	0	0	0	1	63	0	0	0	1.5625	98.4375



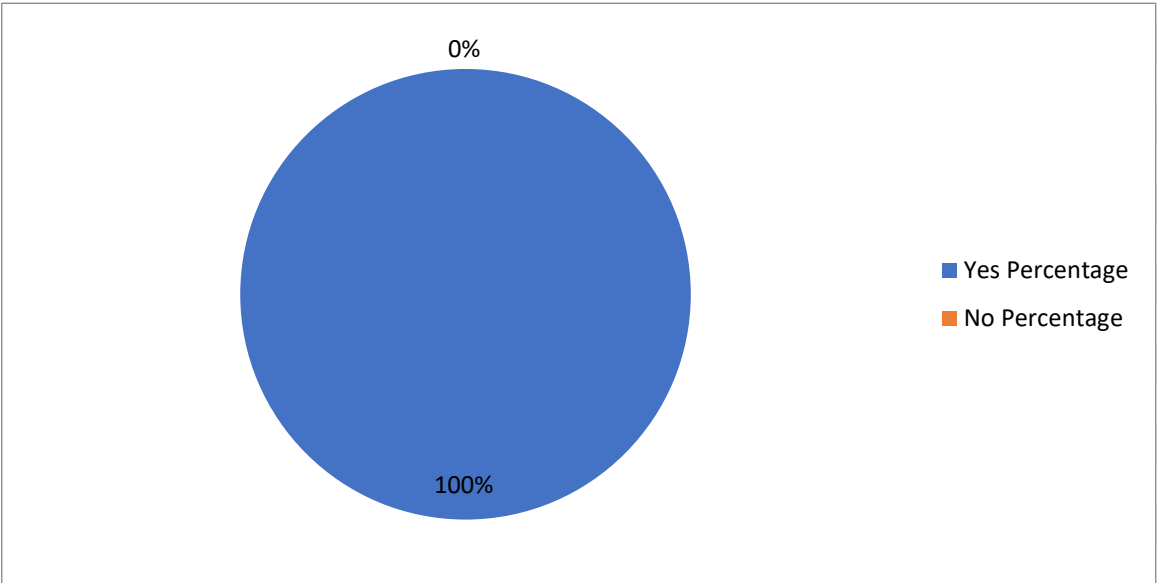
7.How do you rate Your ward’s learning experience?

No. of Parents	1 rating	2 rating	3 rating	4 rating	5 rating	1 rating Percentage	2 rating Percentage	3 rating Percentage	4 rating Percentage	5 rating Percentage
64	0	0	1	0	63	0	0	1.5625	0	98.4375



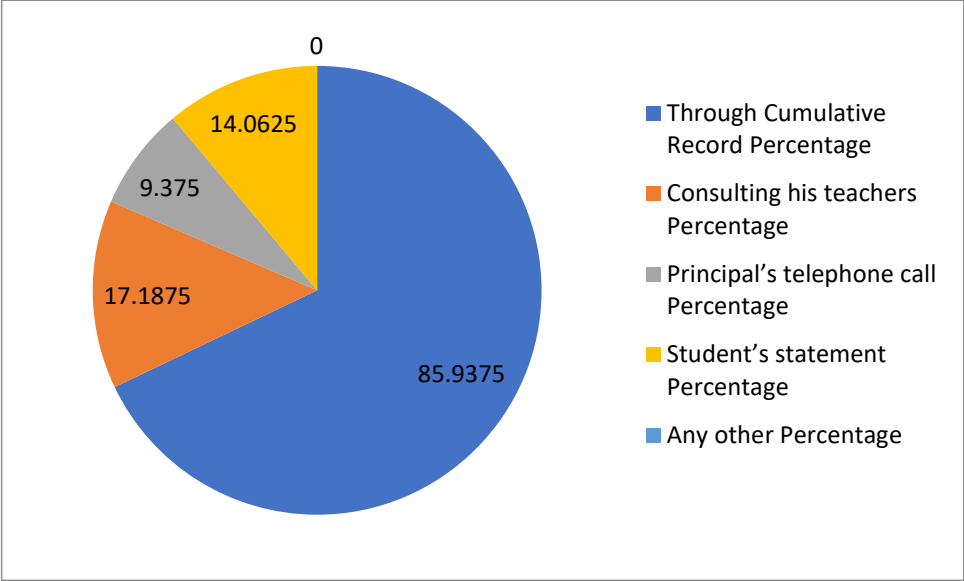
8.Have you ever felt that your ward is receiving value education in the college?

No. of Parents	Yes	No	Yes Percentage	No Percentage
64	64	0	100	0



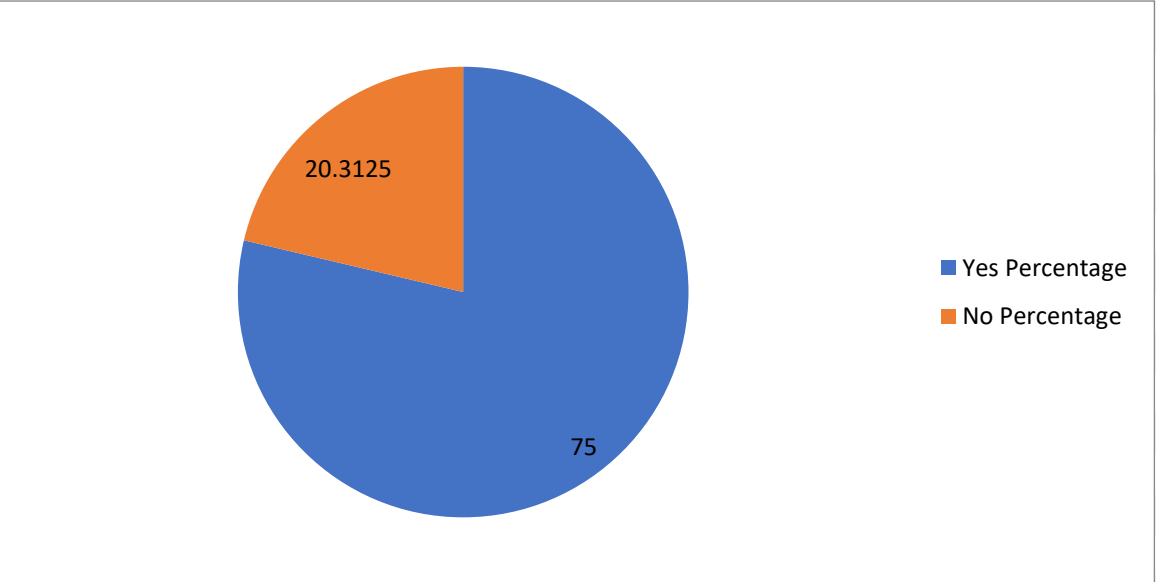
9.How do you know that your ward’s performance and progress is monitored?

No. of Parents	Through Cumulative Record	Consulting his teachers	Principal’s telephone call	Student’s statement	Any other	Through Cumulative Record Percentage	Consulting his teachers Percentage	Principal’s telephone call Percentage	Student’s statement Percentage	Any other Percentage
64	55	11	6	9	0	85.9375	17.1875	9.375	14.0625	0



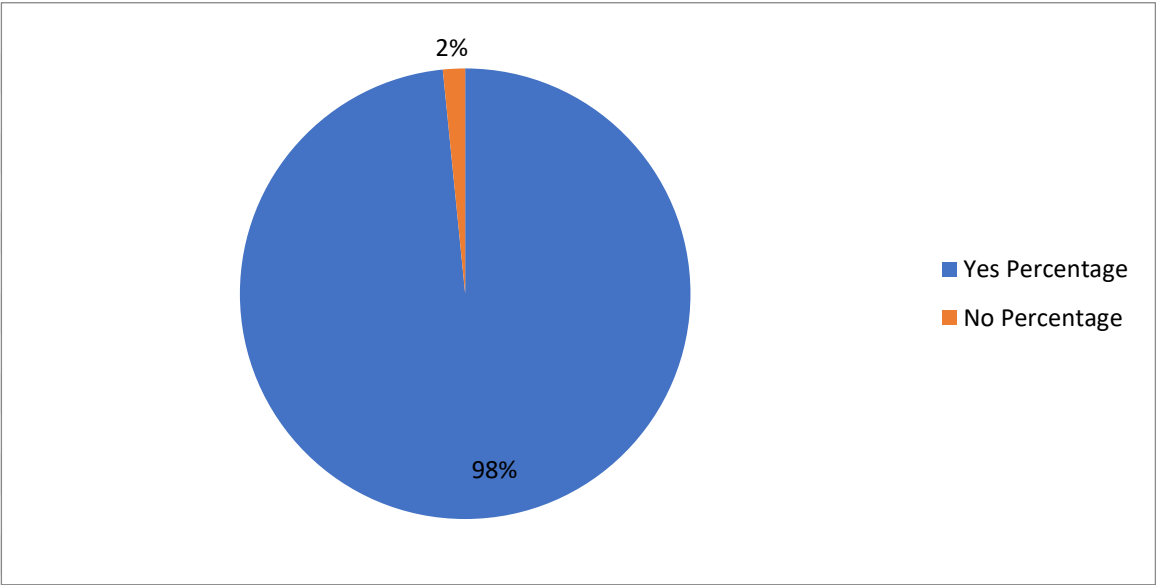
10.Are you satisfied with the facilities available in the college?

No. of Parents	Yes	No	Yes Percentage	No Percentage
64	48	13	75	20.3125



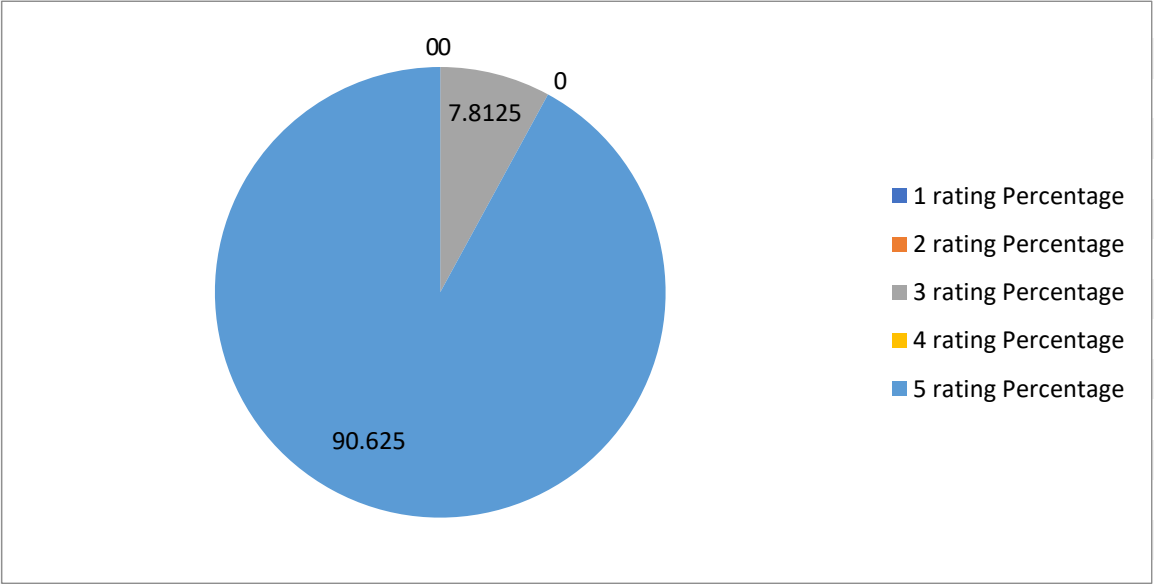
11. Is your ward making use of the Library?

No. of Parents	Yes	No	Yes Percentage	No Percentage
64	62	1	96.875	1.5625



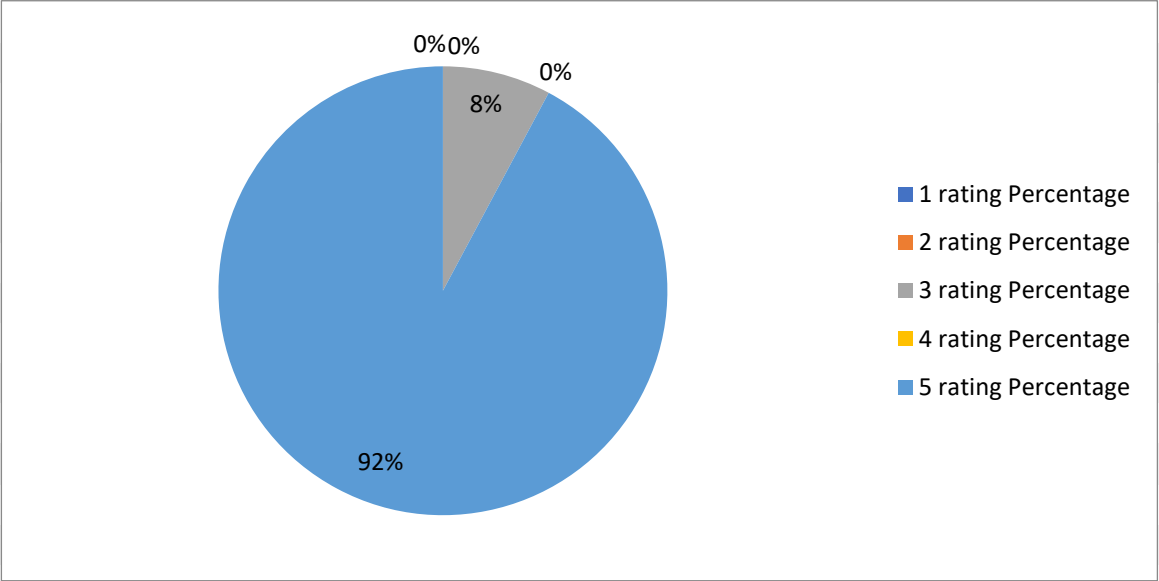
12. How do you rate the infrastructure and facilities of the College?

No. of Parents	1 rating	2 rating	3 rating	4 rating	5 rating	1 rating Percentage	2 rating Percentage	3 rating Percentage	4 rating Percentage	5 rating Percentage
64	0	0	5	0	58	0	0	7.8125	0	90.625



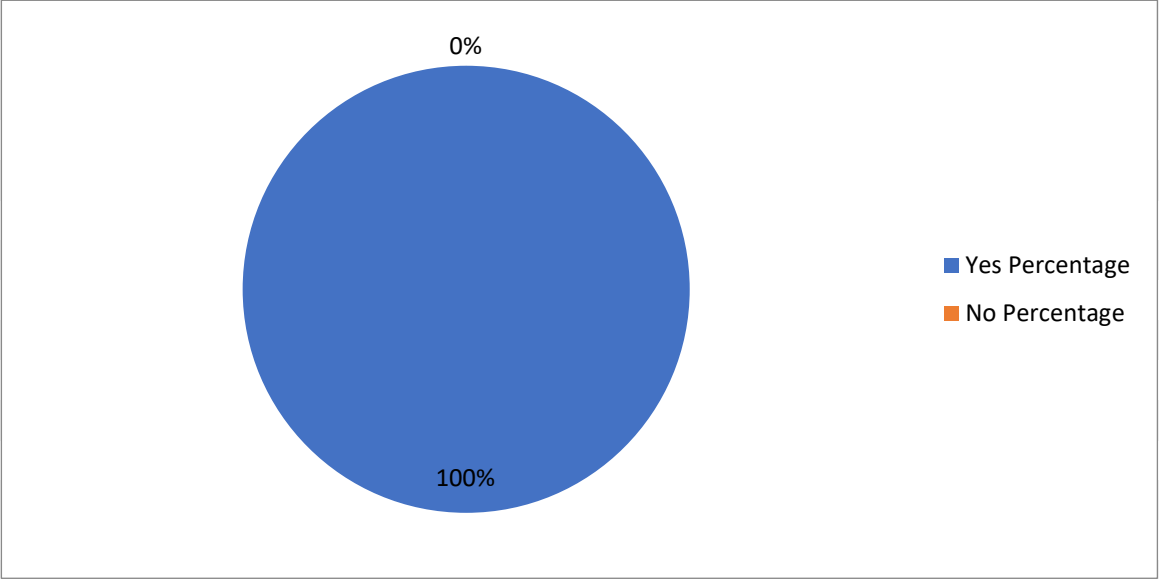
13. Rate the overall environment of the college in 5 point scale mentioned above ?

No. of Parents	1 rating	2 rating	3 rating	4 rating	5 rating	1 rating Percentage	2 rating Percentage	3 rating Percentage	4 rating Percentage	5 rating Percentage
64	0	0	5	0	59	0	0	7.8125	0	92.1875

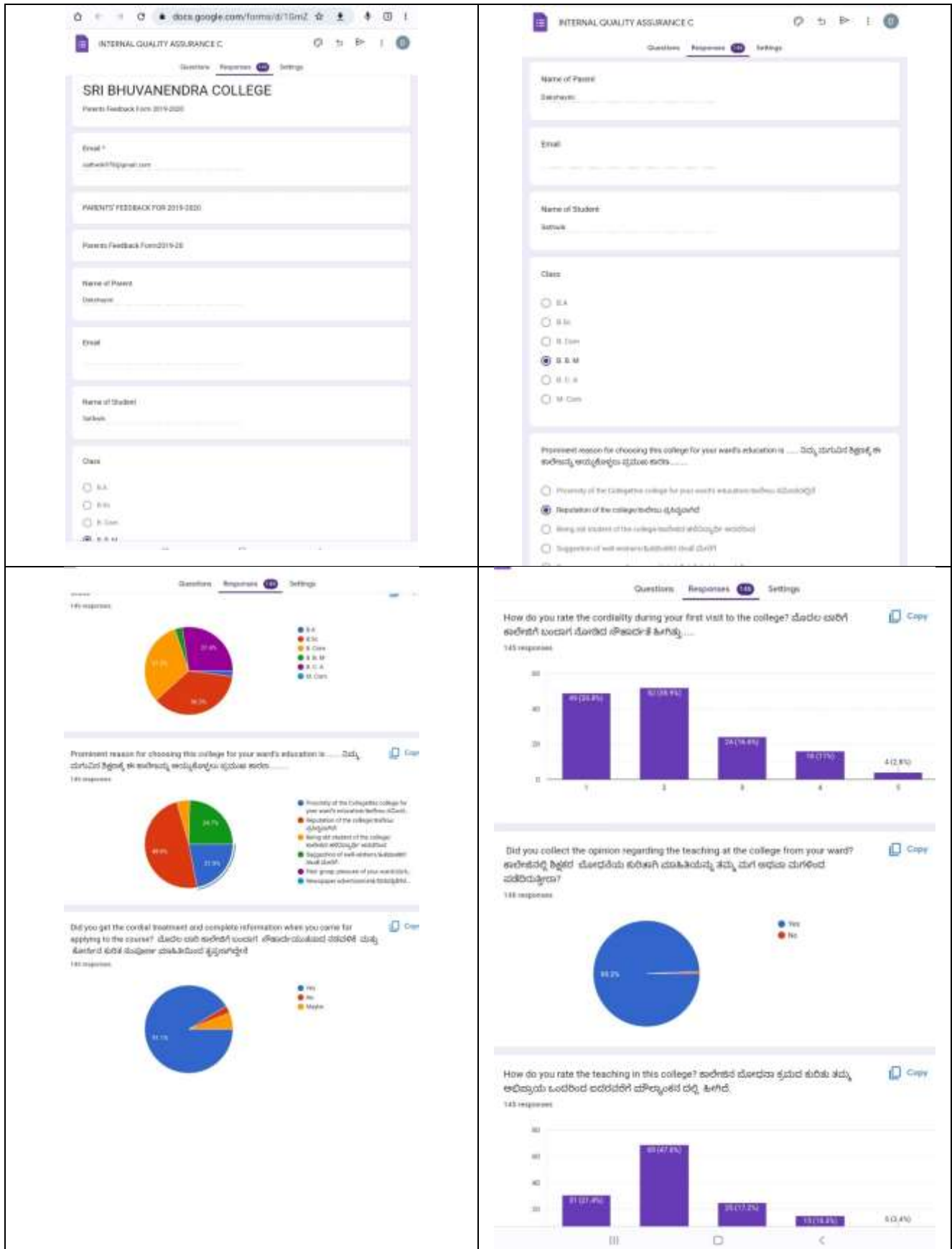


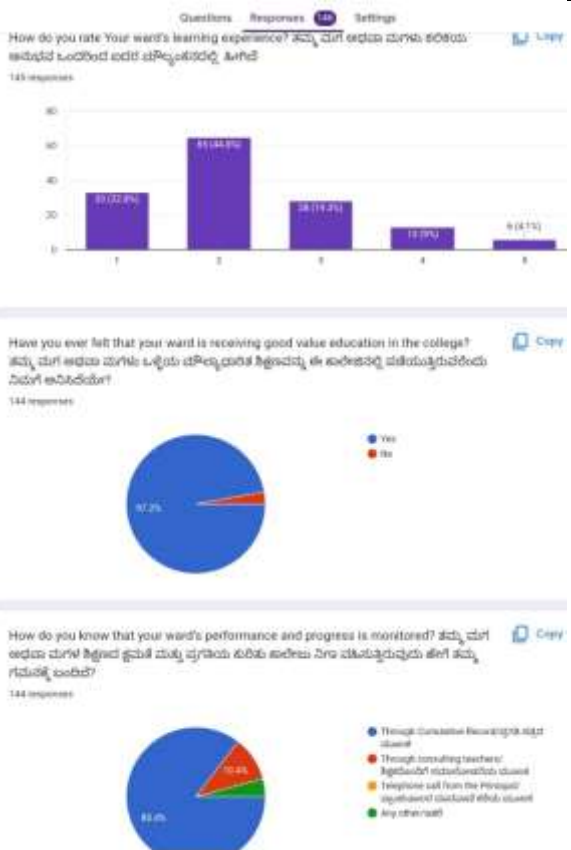
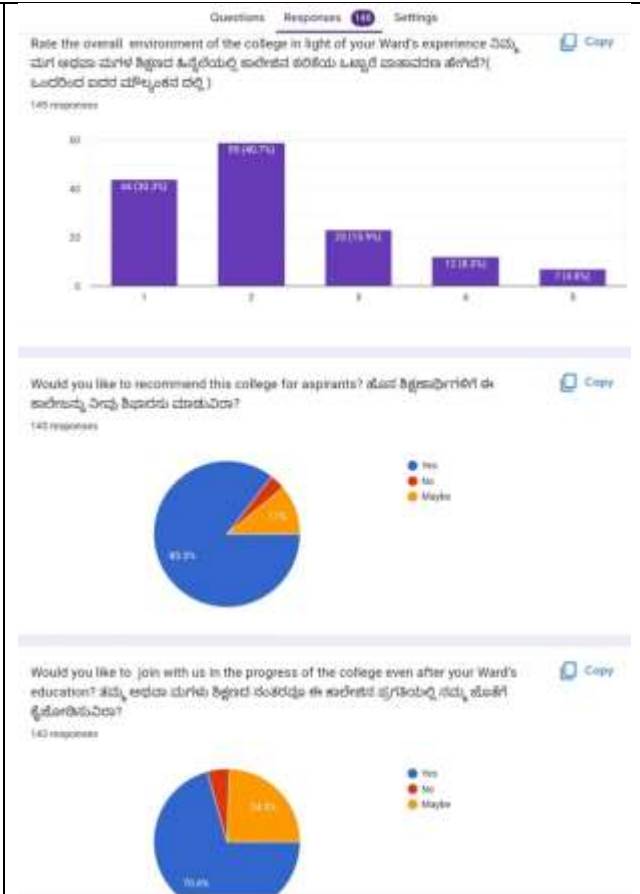
14. Would you like to recommend this college for aspirants?

No. of Parents	Yes	No	Yes Percentage	No Percentage
64	64	0	100	0



PARENTS FEEDBACK 2020-21





PARENTS FEEDBACK 2021-22

Parents Feedback 2021-2022

Questions Responses Settings

Parents Feedback Form 2021-2022

Email *

vinaykumar43@gmail.com

PARENTS' FEEDBACK FOR 2021-2022

Email

7622277916

Name of Student

Vinay

Class

☐ B.A

☒ B.Sc

☐ B.Com

☐ B.B.M

☐ B.C.A

☐ M.Com

Prominent reason for choosing this college for your ward's education is ನಿಮ್ಮ ಮಗುವಿಗೆ ಕಾಲೇಜ್ ಆಗಿ
ಕಾಲೇಜನ್ನು ಆಯ್ಕೆಮಾಡಲು ಪ್ರಮುಖ ಕಾರಣ

☒ Proximity of the College/the college for your ward's education/ಇದರ ಸಮೀಪದಿಂದ

Questions Responses Settings

Prominent reason for choosing this college for your ward's education is ನಿಮ್ಮ ಮಗುವಿಗೆ ಕಾಲೇಜ್ ಆಗಿ
ಕಾಲೇಜನ್ನು ಆಯ್ಕೆಮಾಡಲು ಪ್ರಮುಖ ಕಾರಣ

☒ Proximity of the College/the college for your ward's education/ಇದರ ಸಮೀಪದಿಂದ

☐ Reputation of the college/ಇದರ ಪ್ರಸಿದ್ಧಿ

☐ Being old student of the college/ಇದರ ವಿದ್ಯಾರ್ಥಿ ಆಗಿರುವುದರಿಂದ

☐ Suggestion of well known/ಸಿಖರವಾಗಿರುವವರಿಂದ

☐ Peer group pressure of your ward/ನಿಮ್ಮ ಮಗುವಿನ ಸ್ನೇಹಿತರ ಪ್ರಭಾವ

☐ Newspaper advertisement/ದಿನಪತ್ರಿಕೆಯ ಘೋಷಣೆ

Did you get the cordial treatment and complete information when you came for applying to the
course? ಮೊದಲ ಬಾರಿಗೆ ಕಾಲೇಜಿಗೆ ಬಂದಾಗ ಸೌಜನ್ಯಪೂರ್ವಕವಾಗಿ ಮತ್ತು ಸಂಪೂರ್ಣ ಮಾಹಿತಿ ನೀಡಿದ
ದಾರಿದ್ರಾ? ಸತ್ಯವೇ?

☒ Yes

☐ No

☐ Maybe

How do you rate the cordiality during your first visit to the college? ಮೊದಲ ಬಾರಿಗೆ ಕಾಲೇಜಿಗೆ ಬಂದಾಗ
ನೀಡಿದ ಸೌಜನ್ಯದ ಮಟ್ಟವು

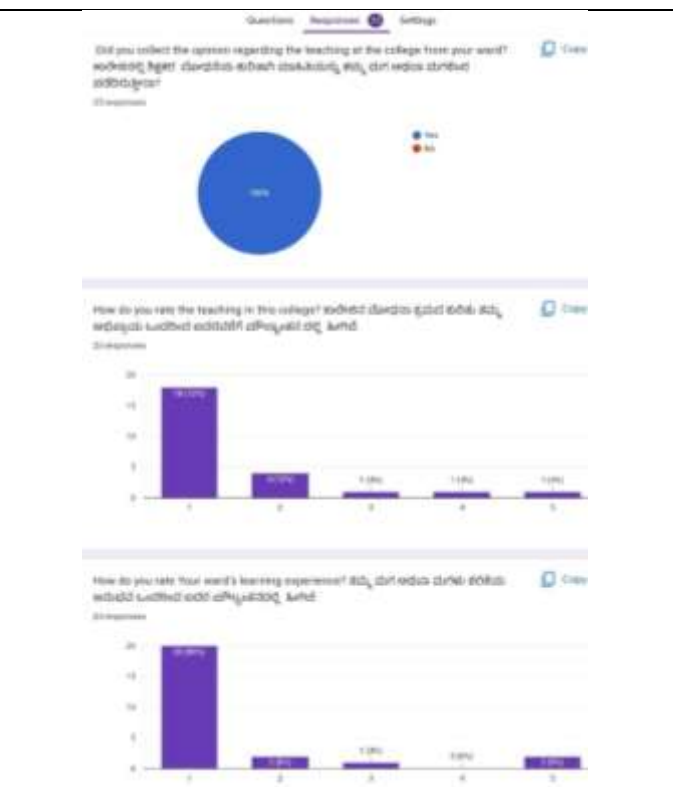
1 2 3 4 5



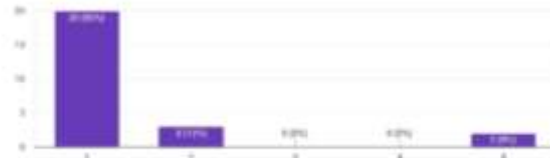


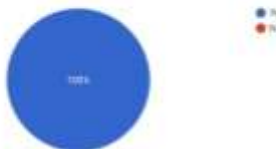
Very cordial/ನಿರ್ದಿಷ್ಟ ಸೌಜನ್ಯವು ☐ ☐ ☐ ☒ ☐ Indifferent/ಅಸಹಕಾರ

Did you collect the opinion regarding the teaching at the college from your ward? ಕಾಲೇಜಿನಲ್ಲಿ ಕೊಡಲ
ಬೋಧನೆಯ ಕುರಿತು ಮಾಹಿತಿಯನ್ನು ನಿಮ್ಮ ಮಗ ಅಥವಾ ಮಗಳಿಂದ ಪಡೆಯುತ್ತೀರಾ?

☒ Yes

☐ No





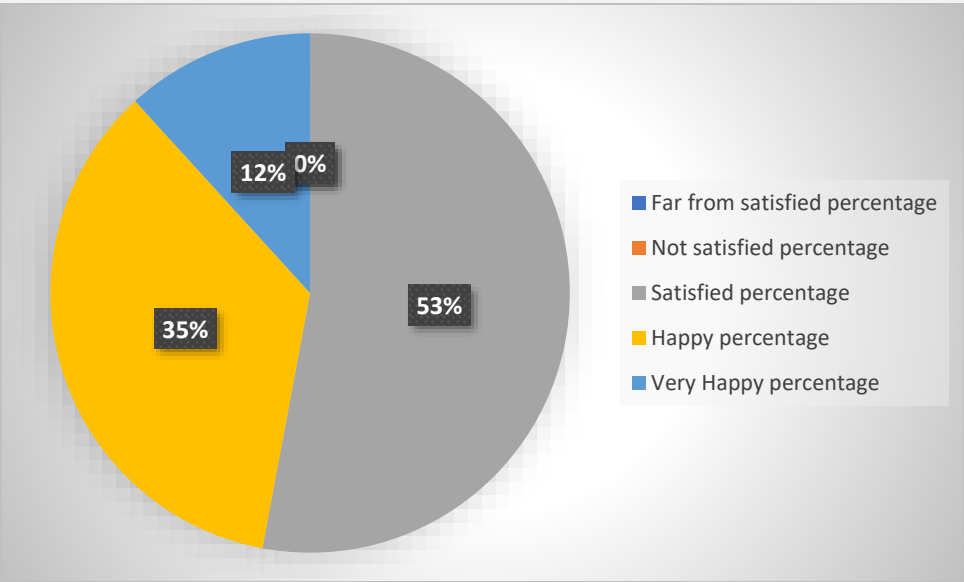


Sri Bhuvanendra College, Karkala
Employer feedback 2016-17

How satisfied are you with the students work performance in each of these areas:

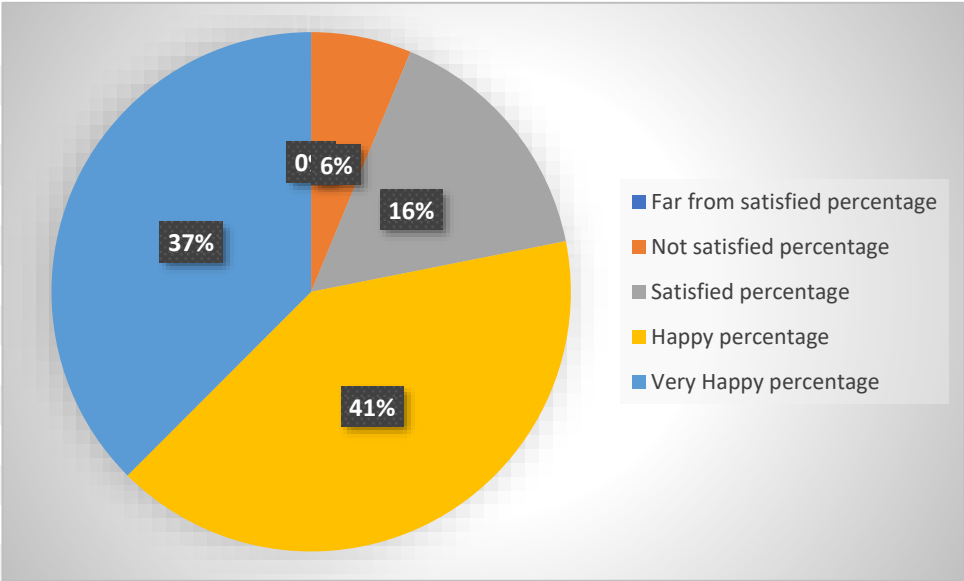
1. General Communication Skills?

No .Of Employer	Far from satisfied	Not satisfied	Satisfied	Happy	Very Happy	Far from satisfied percentage	Not satisfied percentage	Satisfied percentage	Happy percentage	Very Happy percentage
32	0	0	18	12	4	0	0	56.25	37.5	12.5



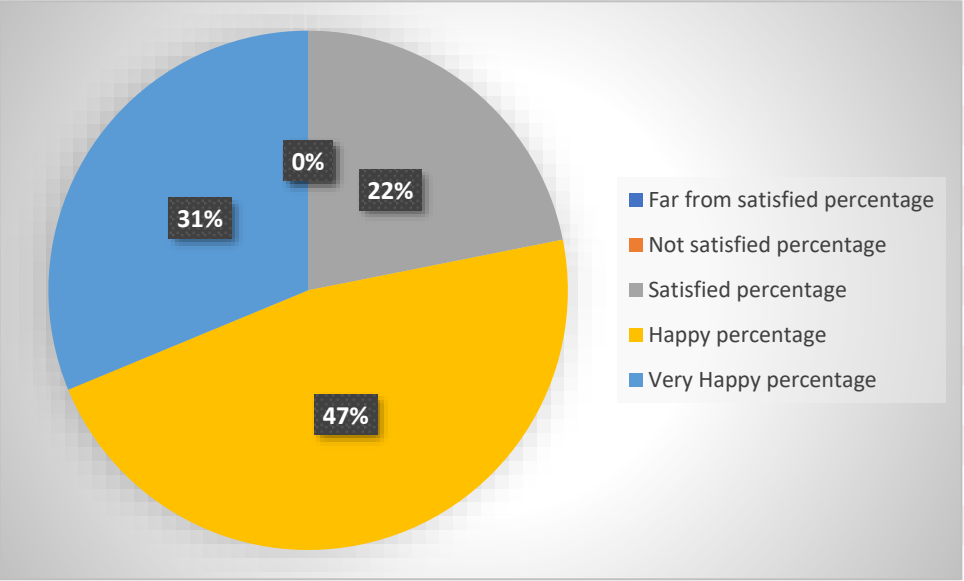
2. Developing practical solutions to work place problems?

No .Of Employer	Far from satisfied	Not satisfied	Satisfied	Happy	Very Happy	Far from satisfied percentage	Not satisfied percentage	Satisfied percentage	Happy percentage	Very Happy percentage
32	0	2	5	13	12	0	6.25	15.625	40.625	37.5



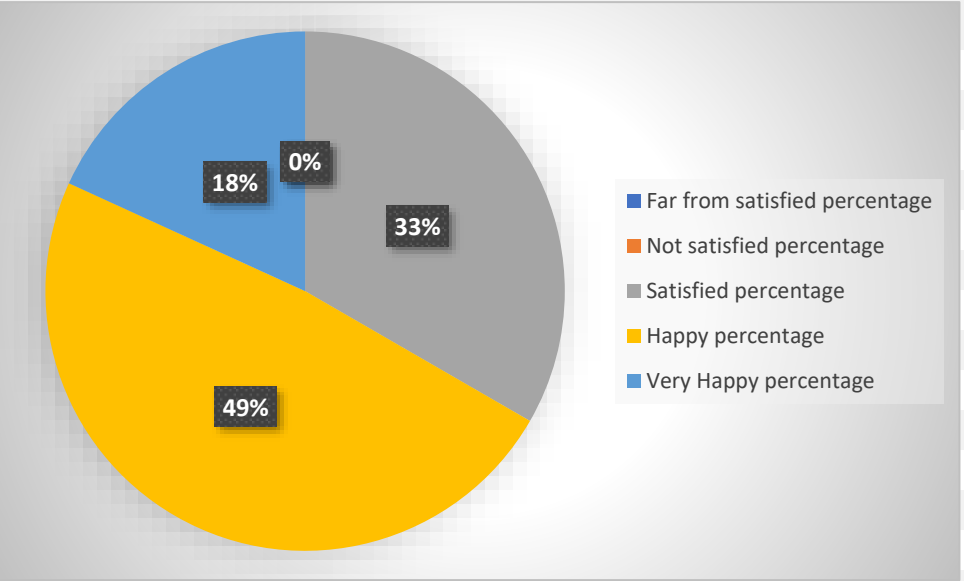
3. Working as a part of team?

No .Of Employer	Far from satisfied	Not satisfied	Satisfied	Happy	Very Happy	Far from satisfied percentage	Not satisfied percentage	Satisfied percentage	Happy percentage	Very Happy percentage
32	0	0	7	15	10	0	0	21.875	46.875	31.25



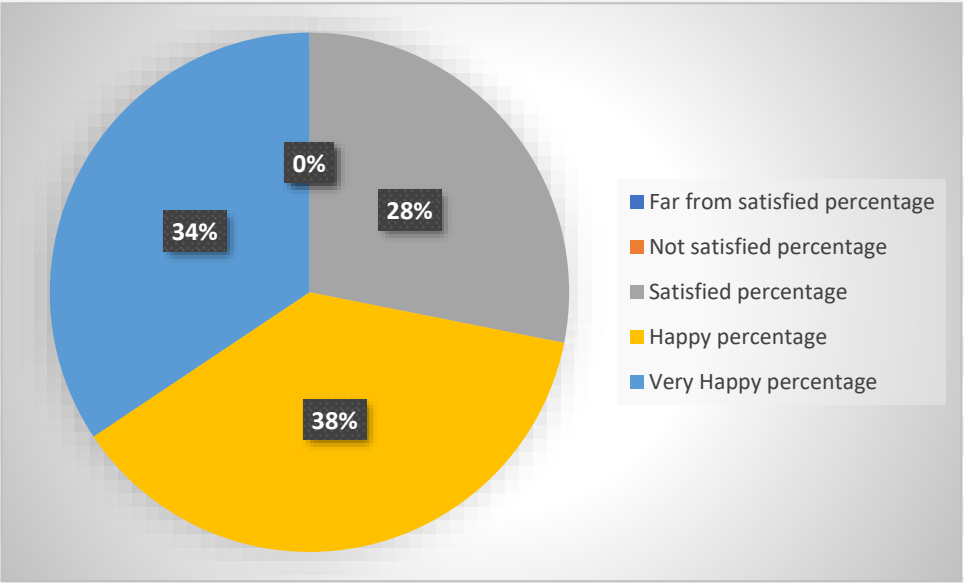
4. Creative in response to workplace challenges?

No .Of Employer	Far from satisfied	Not satisfied	Satisfied	Happy	Very Happy	Far from satisfied percentage	Not satisfied percentage	Satisfied percentage	Happy percentage	Very Happy percentage
32	0	0	11	16	6	0	0	34.375	50	18.75



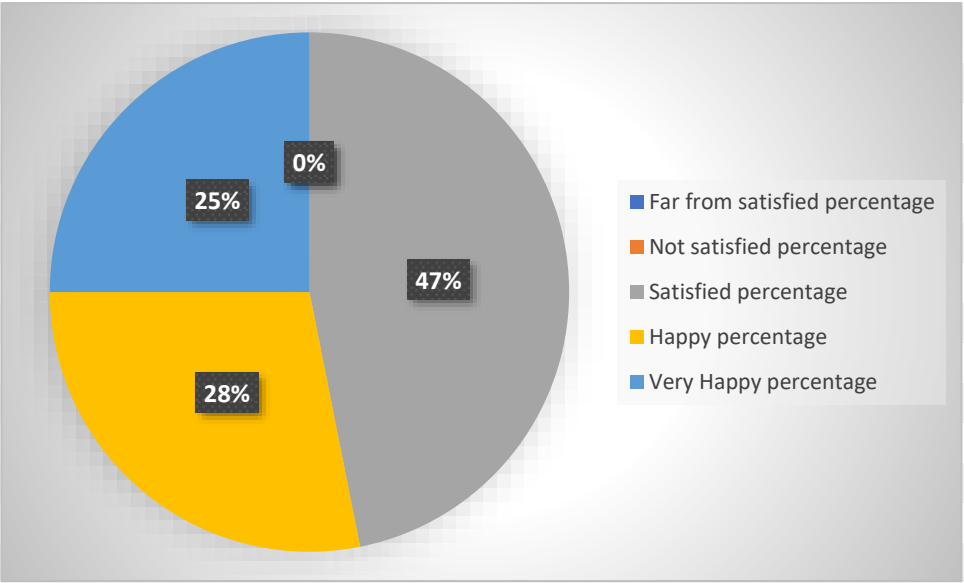
5. Their planning and organization skills?

No .Of Employer	Far from satisfied	Not satisfied	Satisfied	Happy	Very Happy	Far from satisfied percentage	Not satisfied percentage	Satisfied percentage	Happy percentage	Very Happy percentage
32	0	0	9	12	11	0	0	28.125	37.5	34.375



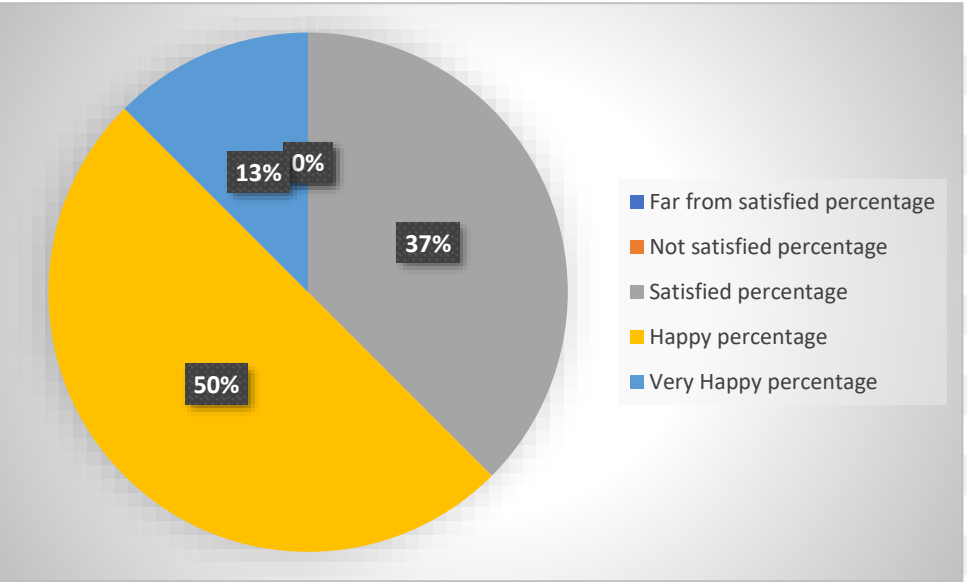
6. Self motivated and taking on appropriate level of responsibility?

No .Of Employer	Far from satisfied	Not satisfied	Satisfied	Happy	Very Happy	Far from satisfied percentage	Not satisfied percentage	Satisfied percentage	Happy percentage	Very Happy percentage
32	0	0	15	9	8	0	0	46.875	28.125	25



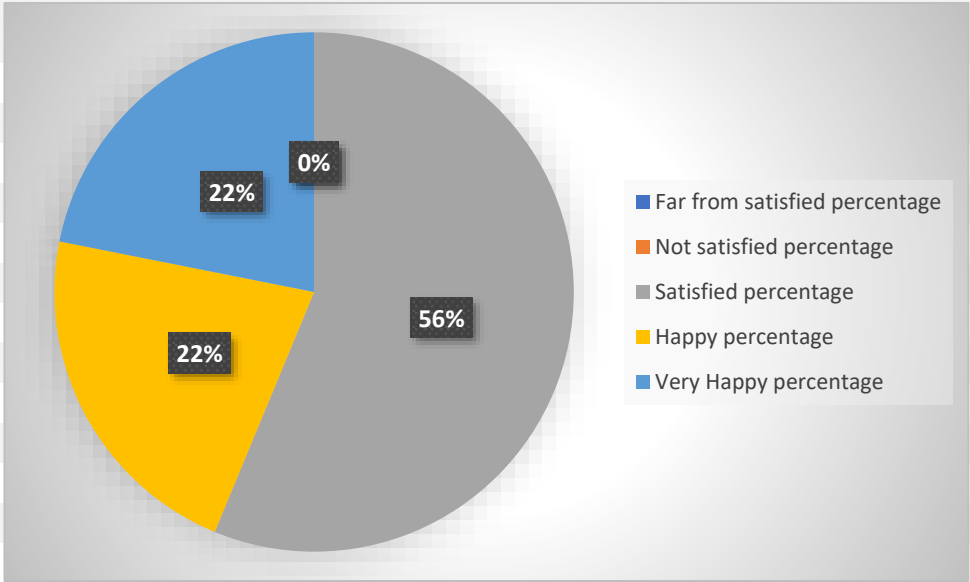
7. Open to new ideas and learning new techniques?

No .Of Employer	Far from satisfied	Not satisfied	Satisfied	Happy	Very Happy	Far from satisfied percentage	Not satisfied percentage	Satisfied percentage	Happy percentage	Very Happy percentage
32	0	0	12	16	4	0	0	37.5	50	12.5



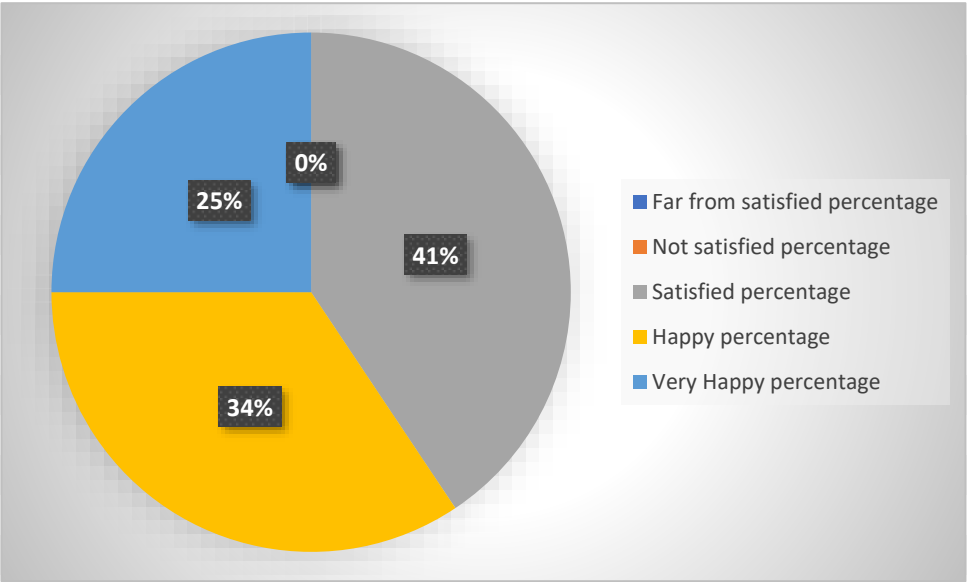
8. Using technology and workplace equipment?

No .Of Employer	Far from satisfied	Not satisfied	Satisfied	Happy	Very Happy	Far from satisfied percentage	Not satisfied percentage	Satisfied percentage	Happy percentage	Very Happy percentage
32	0	0	18	7	7	0	0	56.25	21.875	21.875



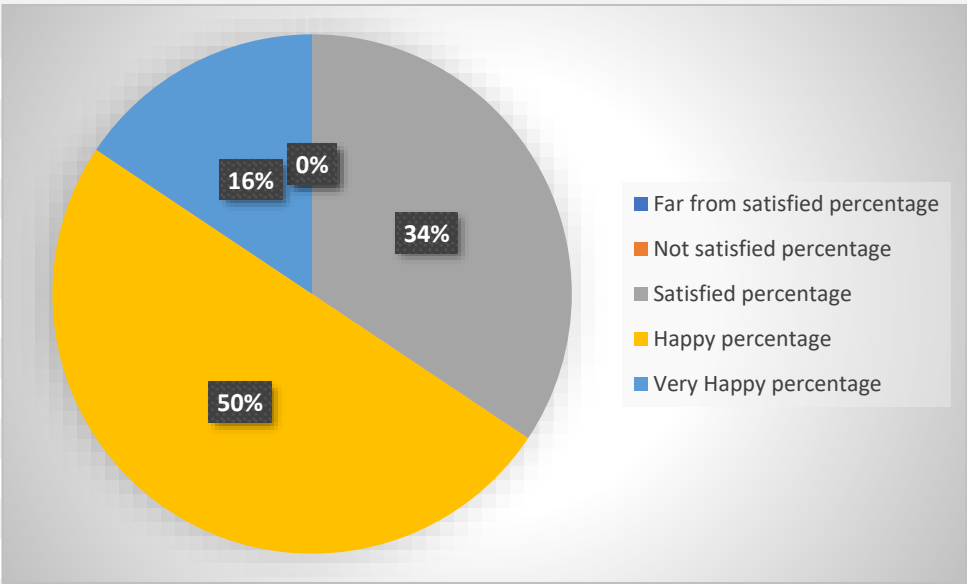
9. Ability to contribute to the goal of the organization?

No .Of Employer	Far from satisfied	Not satisfied	Satisfied	Happy	Very Happy	Far from satisfied percentage	Not satisfied percentage	Satisfied percentage	Happy percentage	Very Happy percentage
32	0	0	13	11	8	0	0	40.625	34.375	25



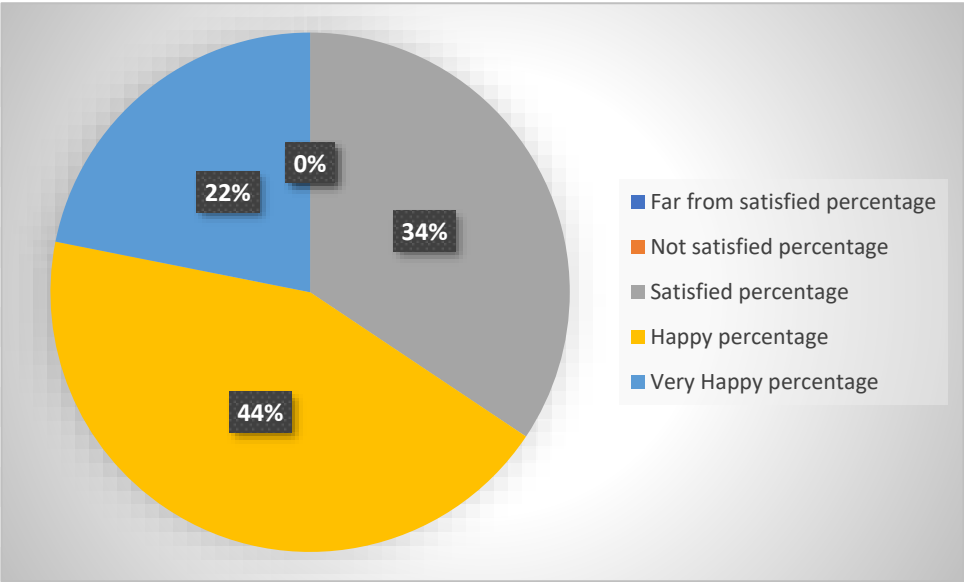
10. Technical knowledge/skill?

No .Of Employer	Far from satisfied	Not satisfied	Satisfied	Happy	Very Happy	Far from satisfied percentage	Not satisfied percentage	Satisfied percentage	Happy percentage	Very Happy percentage
32	0	0	11	16	5	0	0	34.375	50	15.625



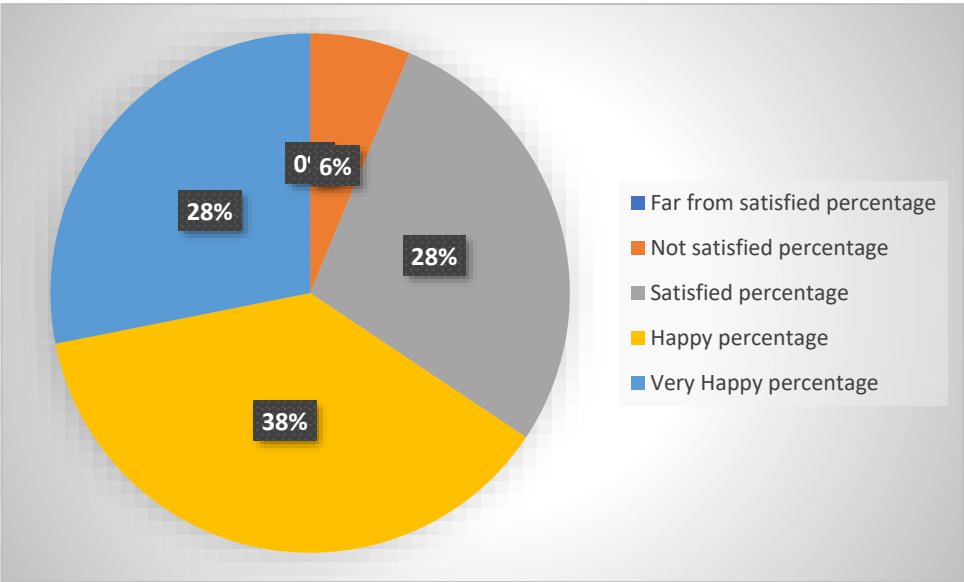
11. Ability to manage/leadership qualities?

No .Of Employer	Far from satisfied	Not satisfied	Satisfied	Happy	Very Happy	Far from satisfied percentage	Not satisfied percentage	Satisfied percentage	Happy percentage	Very Happy percentage
32	0	0	11	14	7	0	0	34.375	43.75	21.875



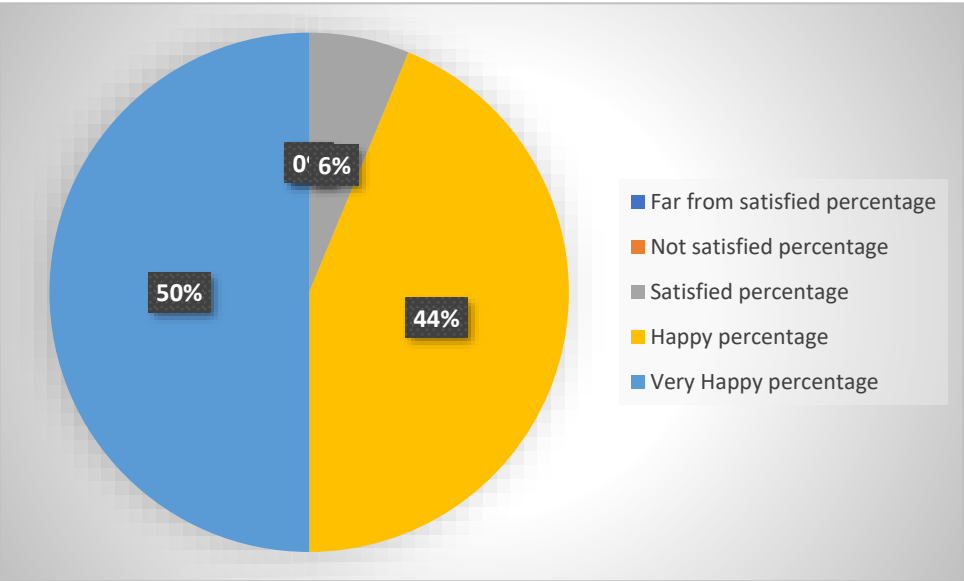
12. Innovativeness, creativity?

No .Of Employer	Far from satisfied	Not satisfied	Satisfied	Happy	Very Happy	Far from satisfied percentage	Not satisfied percentage	Satisfied percentage	Happy percentage	Very Happy percentage
32	0	2	9	12	9	0	6.25	28.125	37.5	28.125



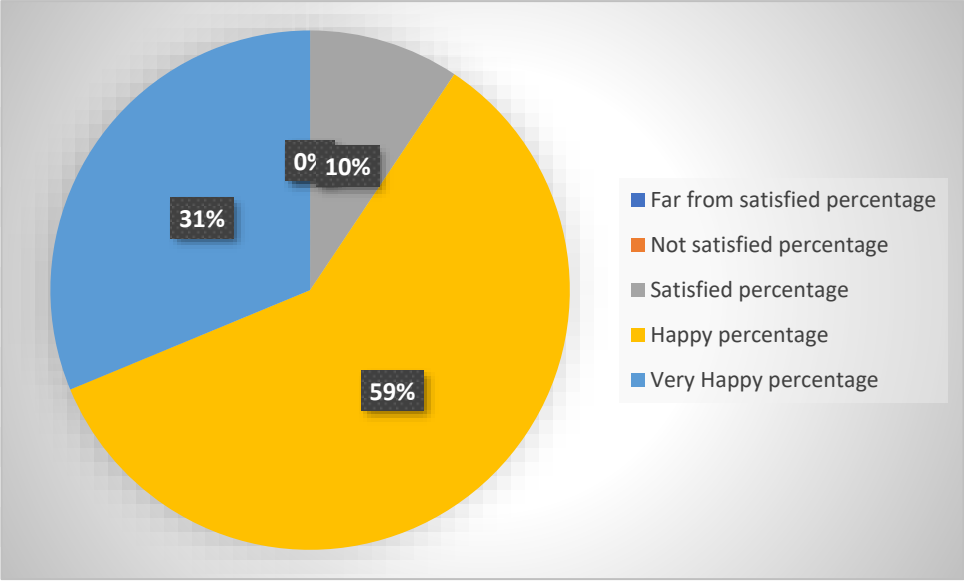
13. Relationship with seniors/peers/subordinates?

No .Of Employer	Far from satisfied	Not satisfied	Satisfied	Happy	Very Happy	Far from satisfied percentage	Not satisfied percentage	Satisfied percentage	Happy percentage	Very Happy percentage
32	0	0	2	14	16	0	0	6.25	43.75	50



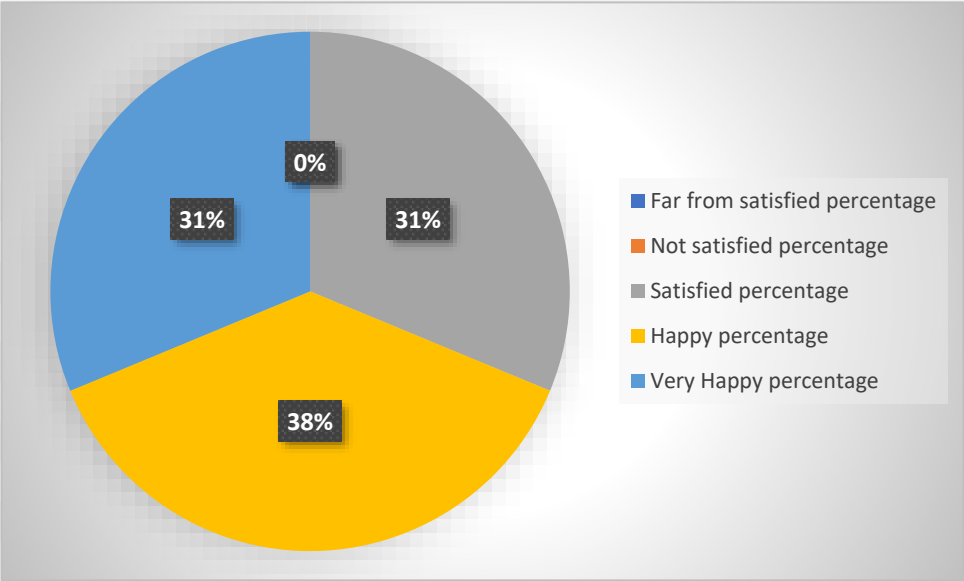
14. Involvement in social activities ?

No .Of Employer	Far from satisfied	Not satisfied	Satisfied	Happy	Very Happy	Far from satisfied percentage	Not satisfied percentage	Satisfied percentage	Happy percentage	Very Happy percentage
32	0	0	3	19	10	0	0	9.375	59.375	31.25



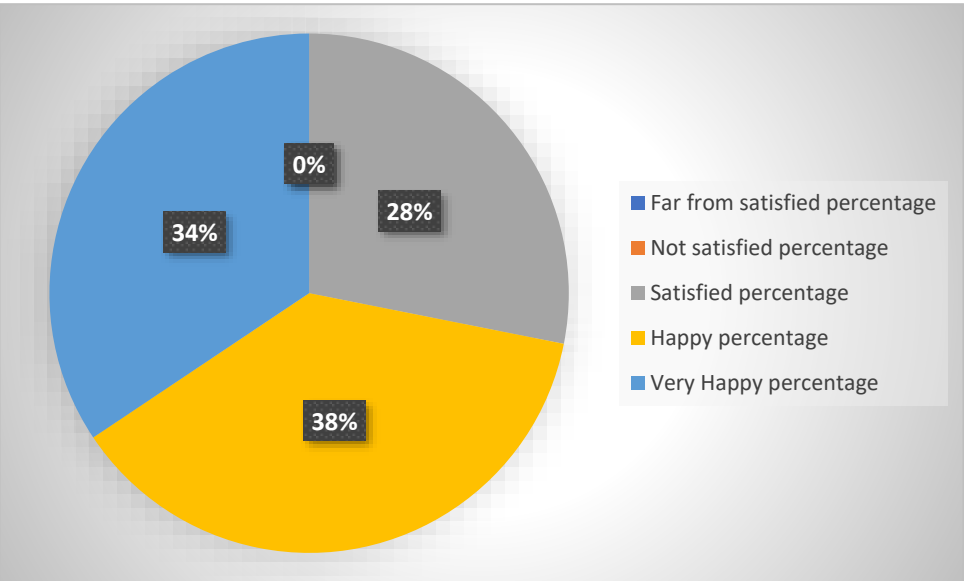
15. Ability to take up extra responsibility ?

No .Of Employer	Far from satisfied	Not satisfied	Satisfied	Happy	Very Happy	Far from satisfied percentage	Not satisfied percentage	Satisfied percentage	Happy percentage	Very Happy percentage
32	0	0	10	12	10	0	0	31.25	37.5	31.25



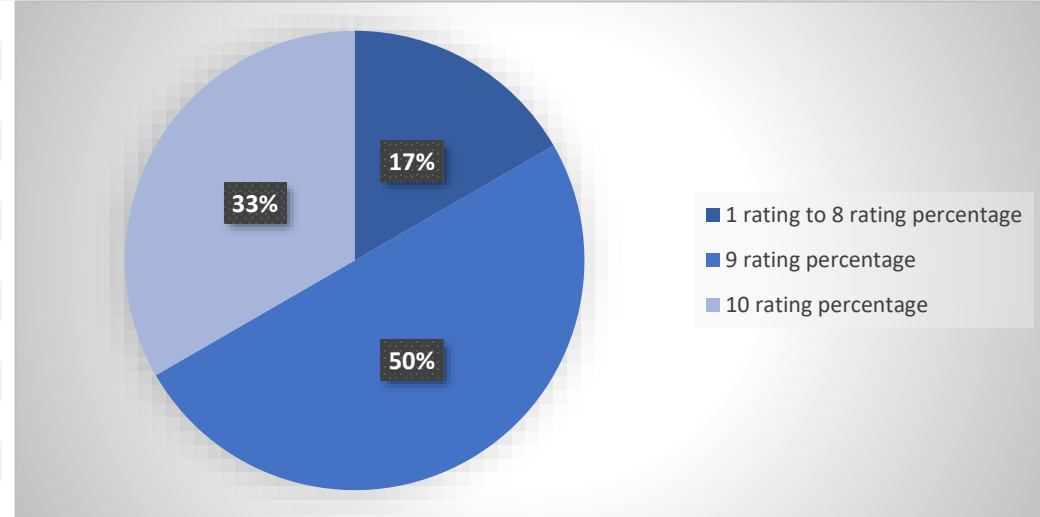
16. Obligation to work beyond schedule if required ?

No .Of Employer	Far from satisfied	Not satisfied	Satisfied	Happy	Very Happy	Far from satisfied percentage	Not satisfied percentage	Satisfied percentage	Happy percentage	Very Happy percentage
32	0	0	9	12	11	0	0	28.125	37.5	34.375



17. On scale of 1 to 10 how do you rate your overall satisfaction with Sri Bhuvanendra College students and the curriculum ?

No .Of Employer	1 rating to 8 rating	9 rating	10 rating	1 rating to 8 rating percentage	9 rating percentage	10 rating percentage
32	5	15	10	15.625	46.875	31.25





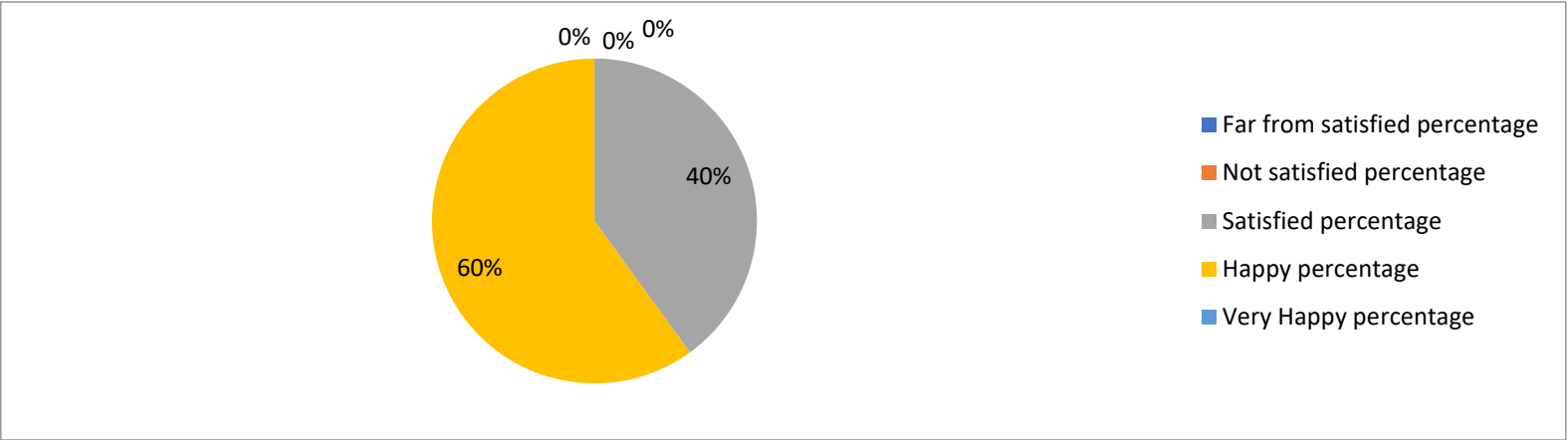
Sri Bhuvanendra College, Karkala

Employer feedback 2017-18

How satisfied are you with the students work performance in each of these areas:

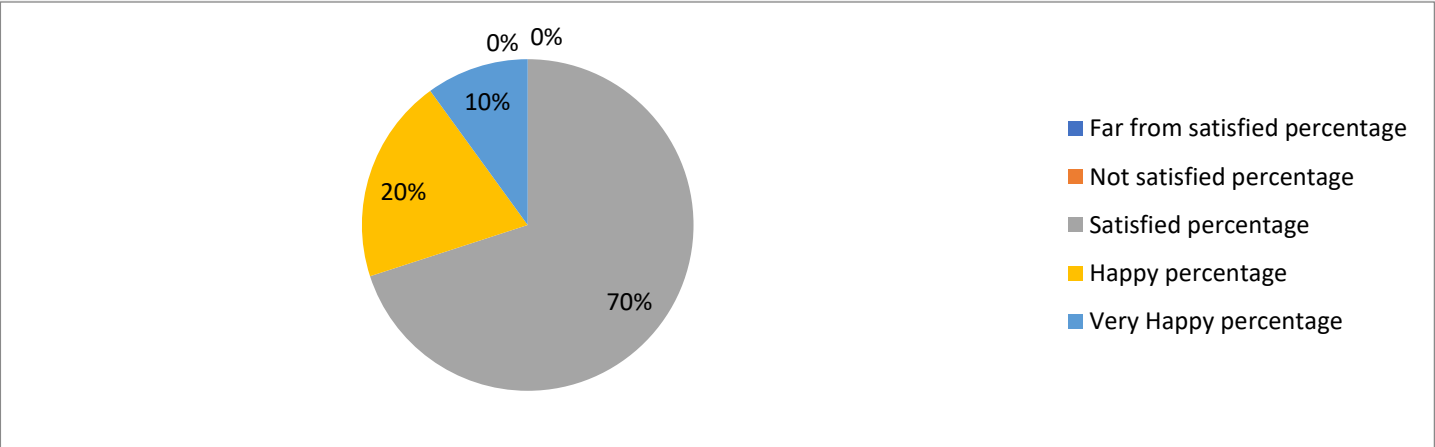
1. General Communication Skills?

No .Of Employer	Far from satisfied	Not satisfied	Satisfied	Happy	Very Happy	Far from satisfied percentage	Not satisfied percentage	Satisfied percentage	Happy percentage	Very Happy percentage
10	0	0	4	6	0	0	0	40	60	0



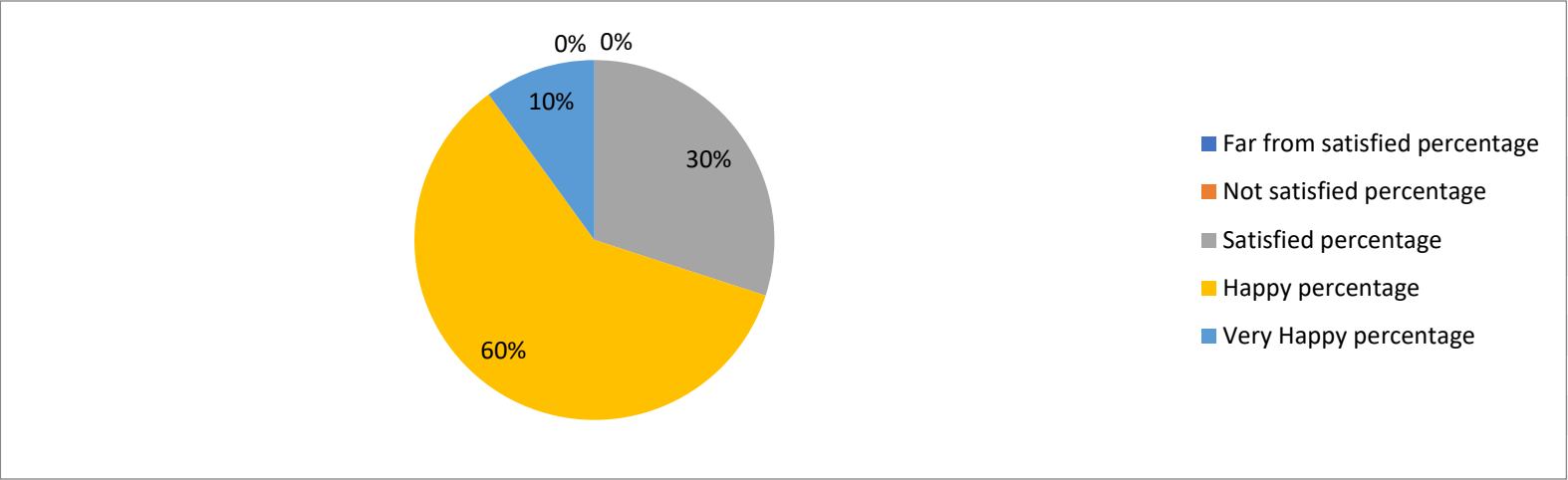
2. Developing practical solutions to work place problems?

No .Of Employer	Far from satisfied	Not satisfied	Satisfied	Happy	Very Happy	Far from satisfied percentage	Not satisfied percentage	Satisfied percentage	Happy percentage	Very Happy percentage
10	0	0	7	2	1	0	0	70	20	10



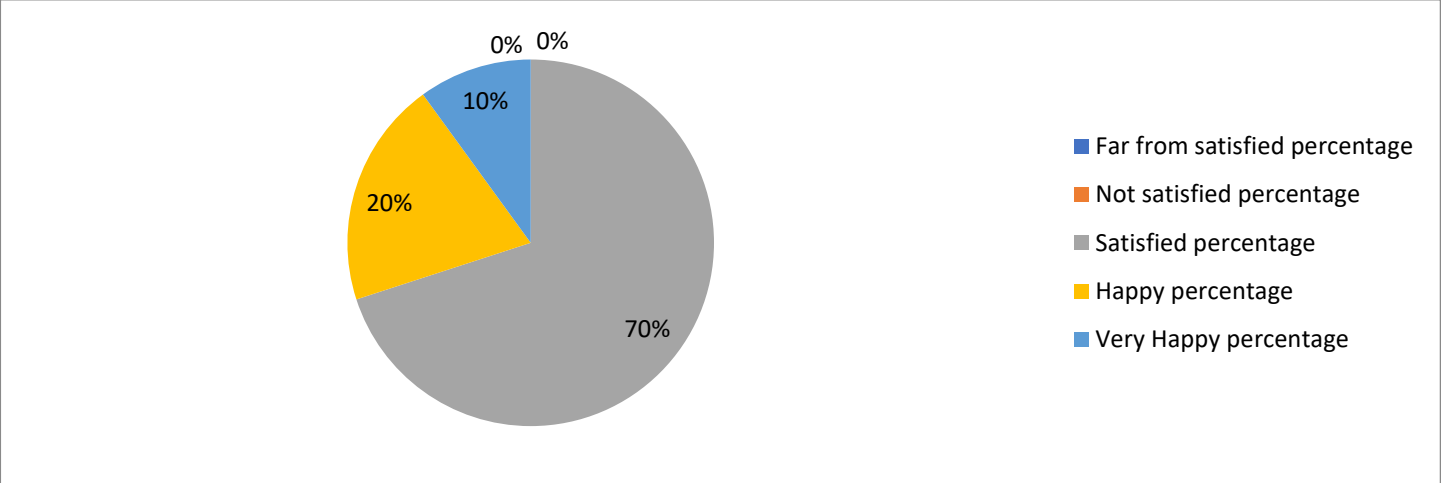
3. Working as a part of team?

No .Of Employer	Far from satisfied	Not satisfied	Satisfied	Happy	Very Happy	Far from satisfied percentage	Not satisfied percentage	Satisfied percentage	Happy percentage	Very Happy percentage	
10	0	0	3		6	1	0	0	30	60	10



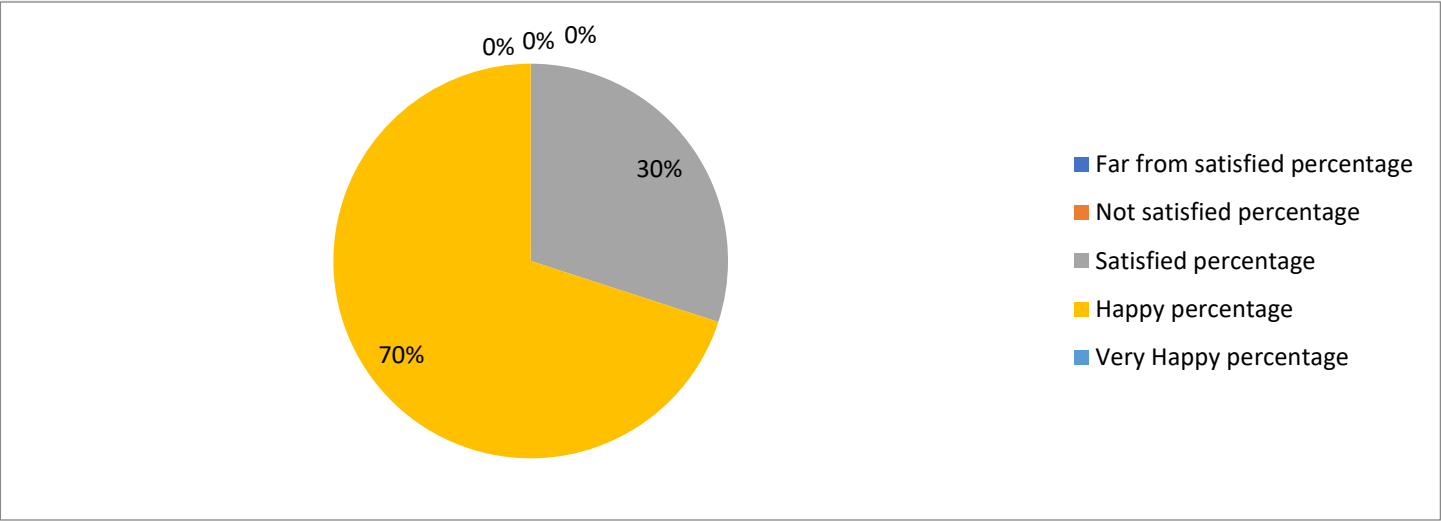
4. Creative in response to workplace challenges?

No .Of Employer	Far from satisfied	Not satisfied	Satisfied	Happy	Very Happy	Far from satisfied percentage	Not satisfied percentage	Satisfied percentage	Happy percentage	Very Happy percentage	
10	0	0	7		2	1	0	0	70	20	10



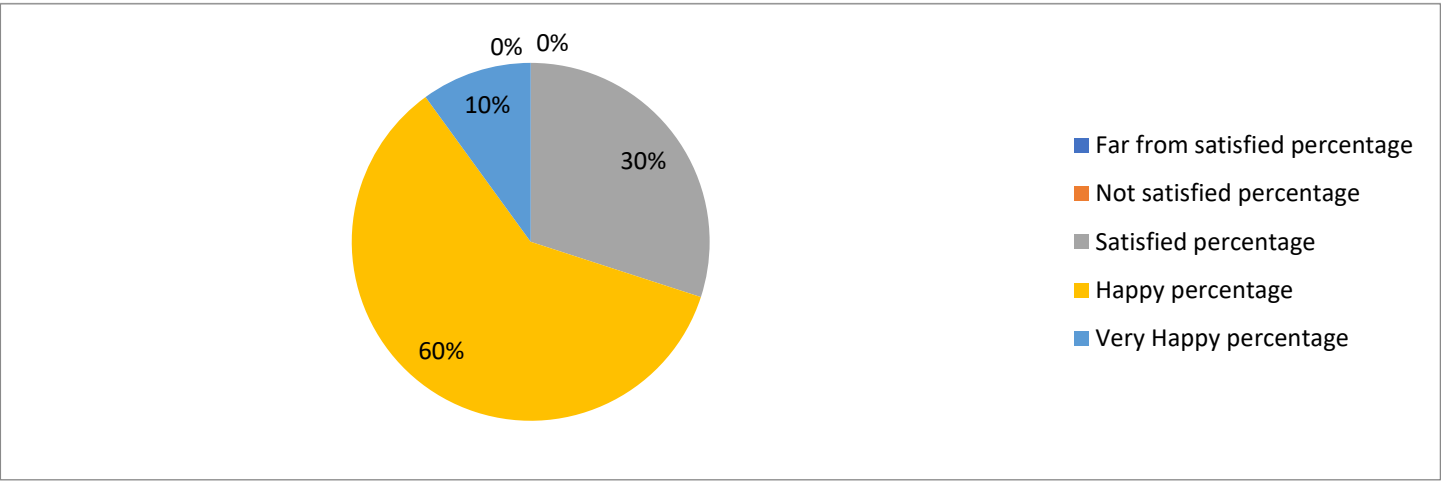
5. Their planning and organization skills?

No .Of Employer	Far from satisfied	Not satisfied	Satisfied	Happy	Very Happy	Far from satisfied percentage	Not satisfied percentage	Satisfied percentage	Happy percentage	Very Happy percentage
10	0	0	3		7	0	0	30	70	0



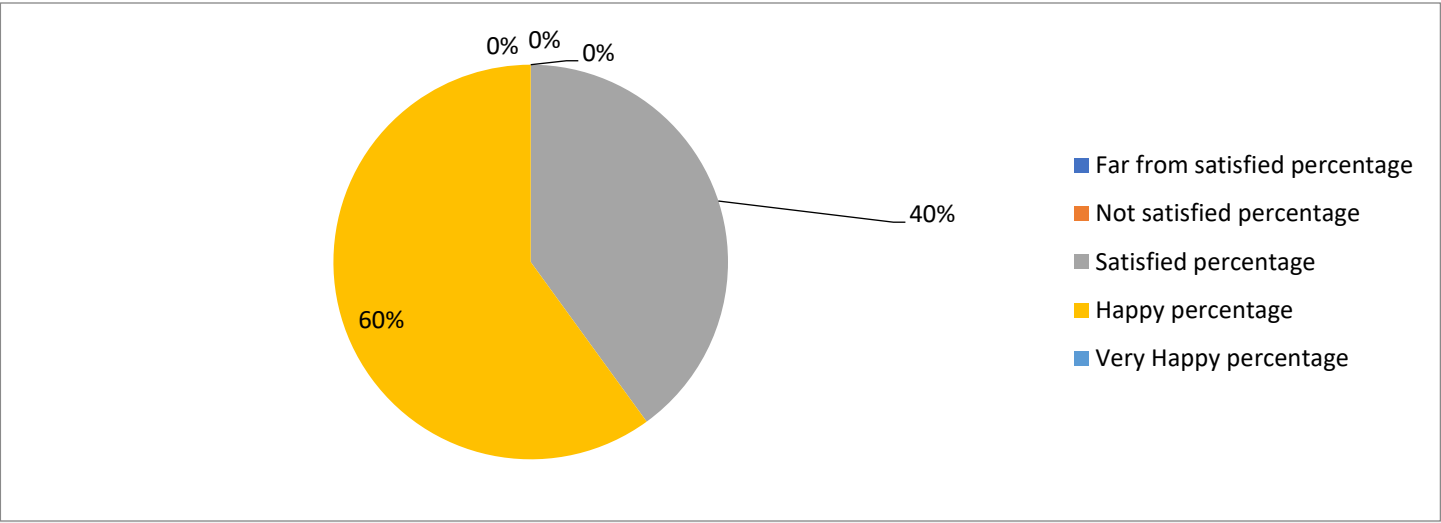
6. Self motivated and taking on appropriate level of responsibility?

No .Of Employer	Far from satisfied	Not satisfied	Satisfied	Happy	Very Happy	Far from satisfied percentage	Not satisfied percentage	Satisfied percentage	Happy percentage	Very Happy percentage
10	0	0	3		6	1	0	30	60	10



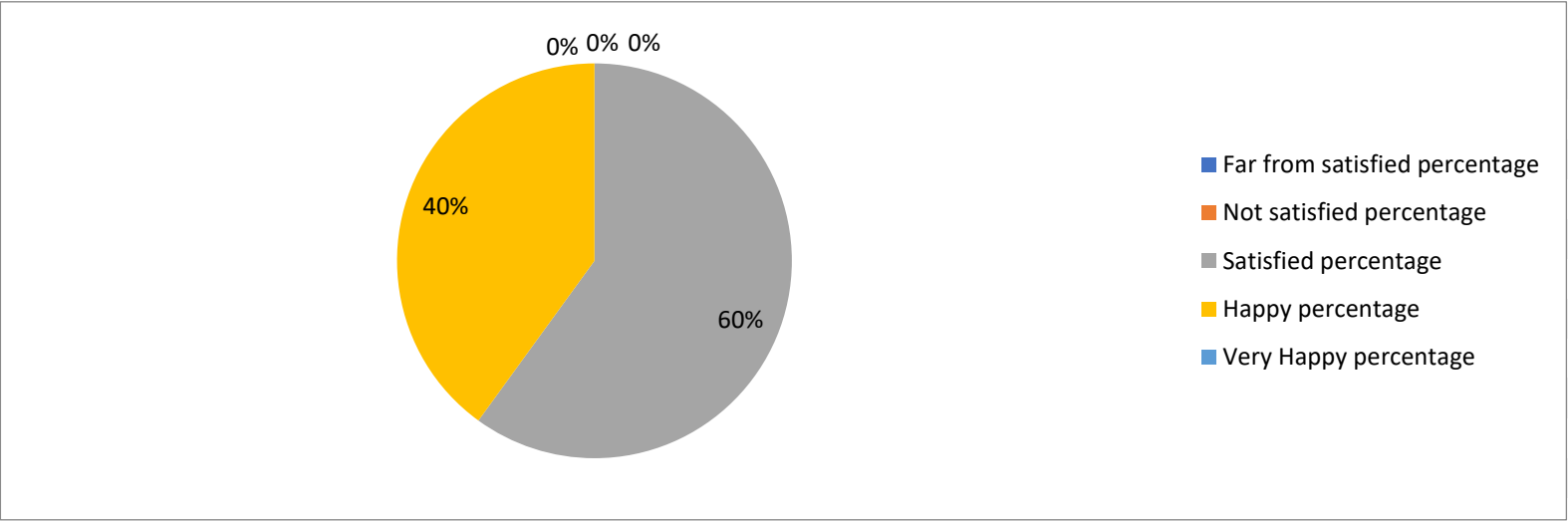
7. Open to new ideas and learning new techniques?

No .Of Employer	Far from satisfied	Not satisfied	Satisfied	Happy	Very Happy	Far from satisfied percentage	Not satisfied percentage	Satisfied percentage	Happy percentage	Very Happy percentage
10	0	0	4	6	0	0	0	40	60	0



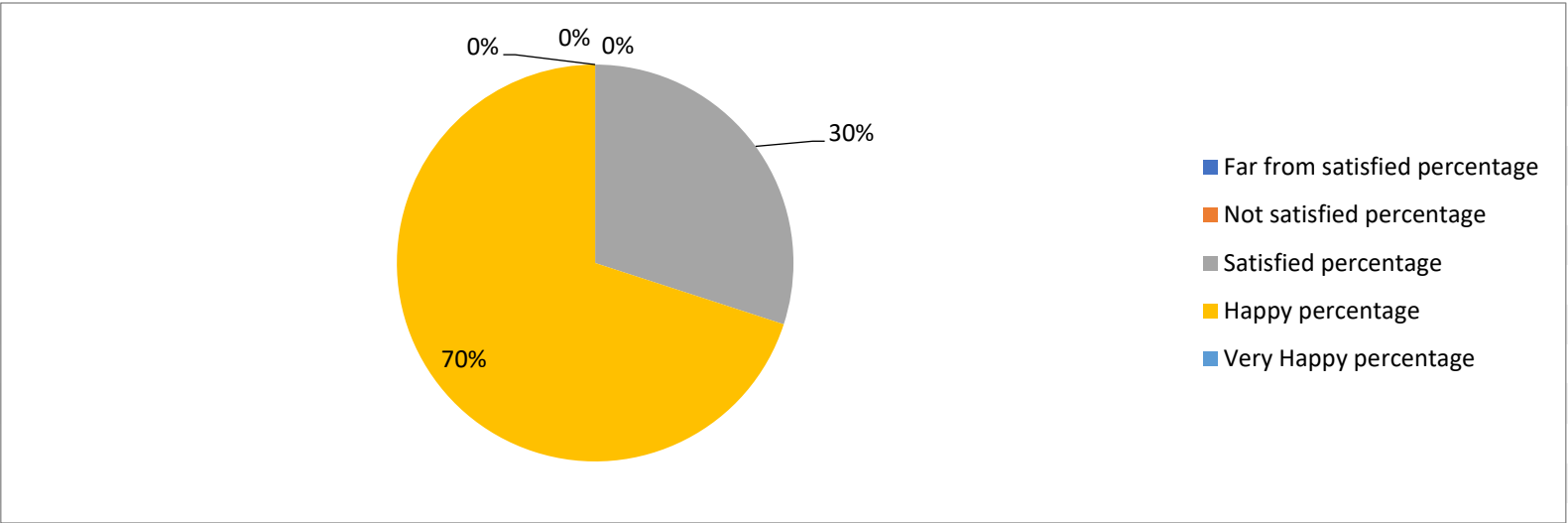
8. Using technology and workplace equipment?

No .Of Employer	Far from satisfied	Not satisfied	Satisfied	Happy	Very Happy	Far from satisfied percentage	Not satisfied percentage	Satisfied percentage	Happy percentage	Very Happy percentage
10	0	0	6	4	0	0	0	60	40	0



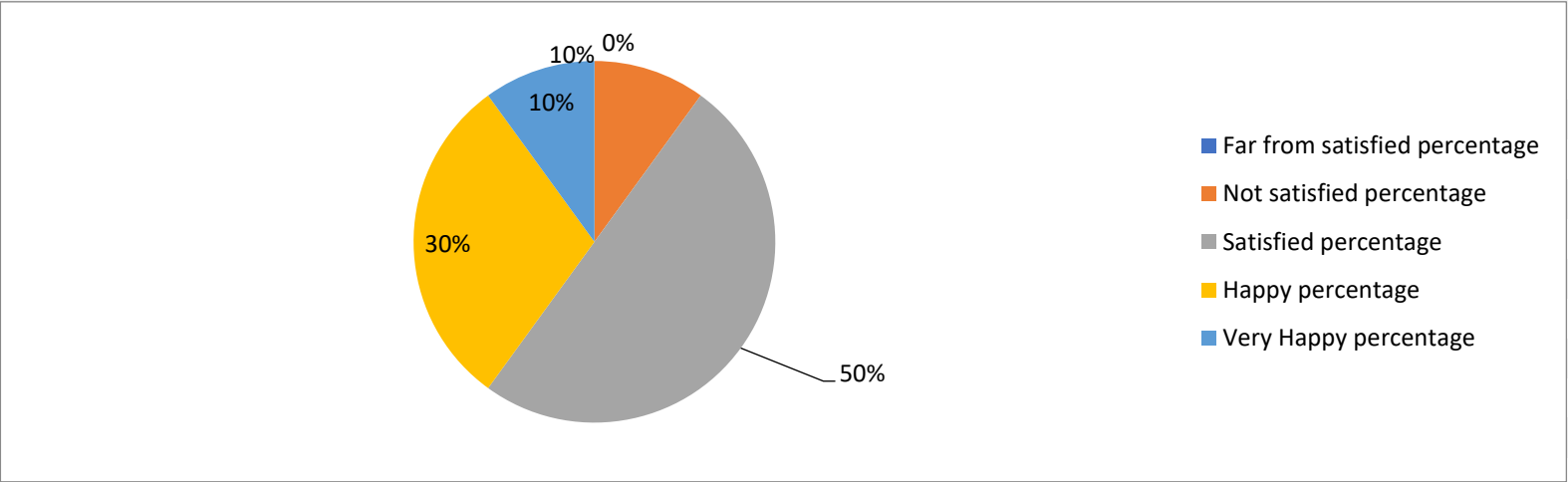
9. Ability to contribute to the goal of the organization?

No .Of Employer	Far from satisfied	Not satisfied	Satisfied	Happy	Very Happy	Far from satisfied percentage	Not satisfied percentage	Satisfied percentage	Happy percentage	Very Happy percentage
10	0	0	3	7	0	0	0	30	70	0



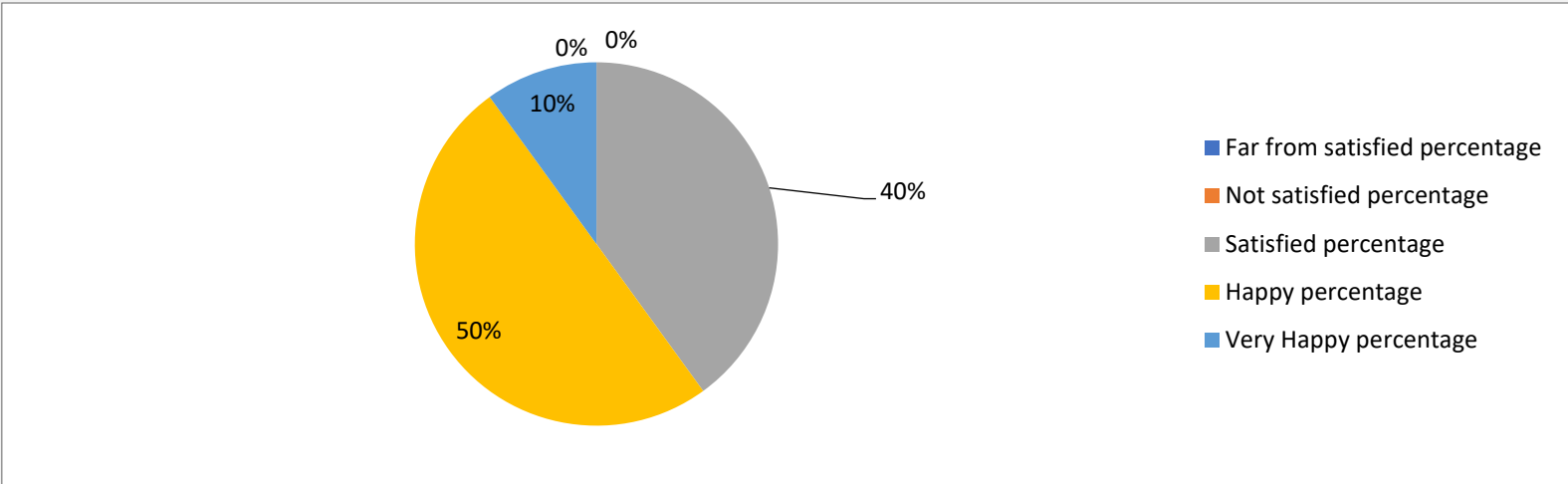
10. Technical knowledge/skill?

No .Of Employer	Far from satisfied	Not satisfied	Satisfied	Happy	Very Happy	Far from satisfied percentage	Not satisfied percentage	Satisfied percentage	Happy percentage	Very Happy percentage
10	0	1	5	3	1	0	10	50	30	10



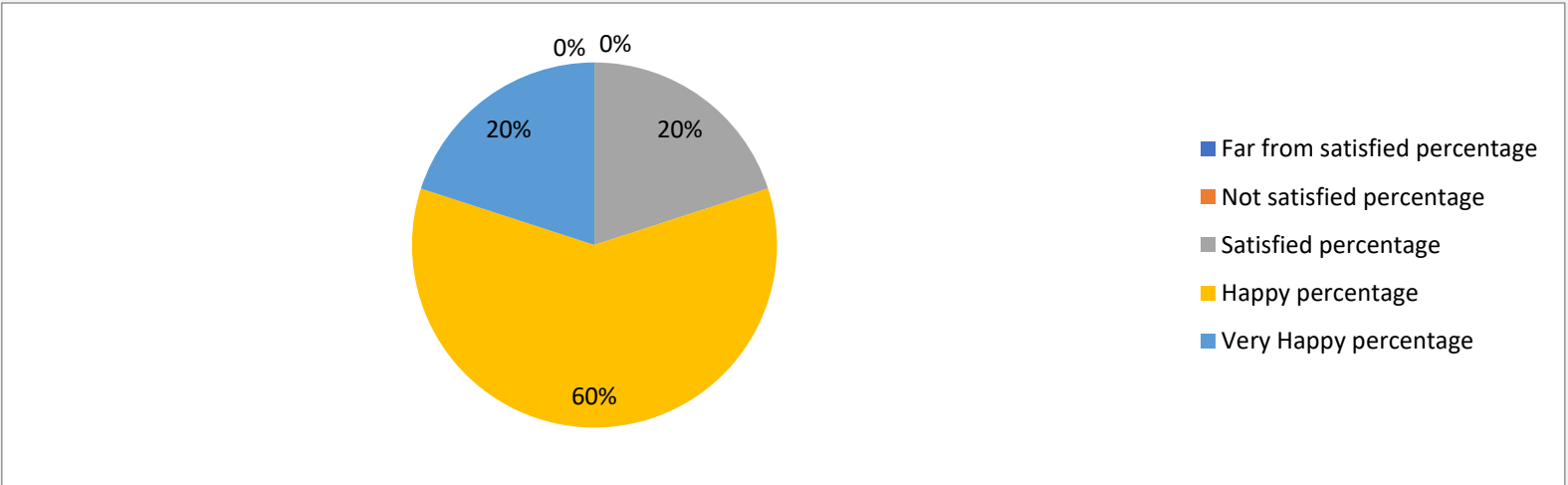
11. Ability to manage/leadership qualities?

No .Of Employer	Far from satisfied	Not satisfied	Satisfied	Happy	Very Happy	Far from satisfied percentage	Not satisfied percentage	Satisfied percentage	Happy percentage	Very Happy percentage	
10	0	0	4		5	1	0	0	40	50	10



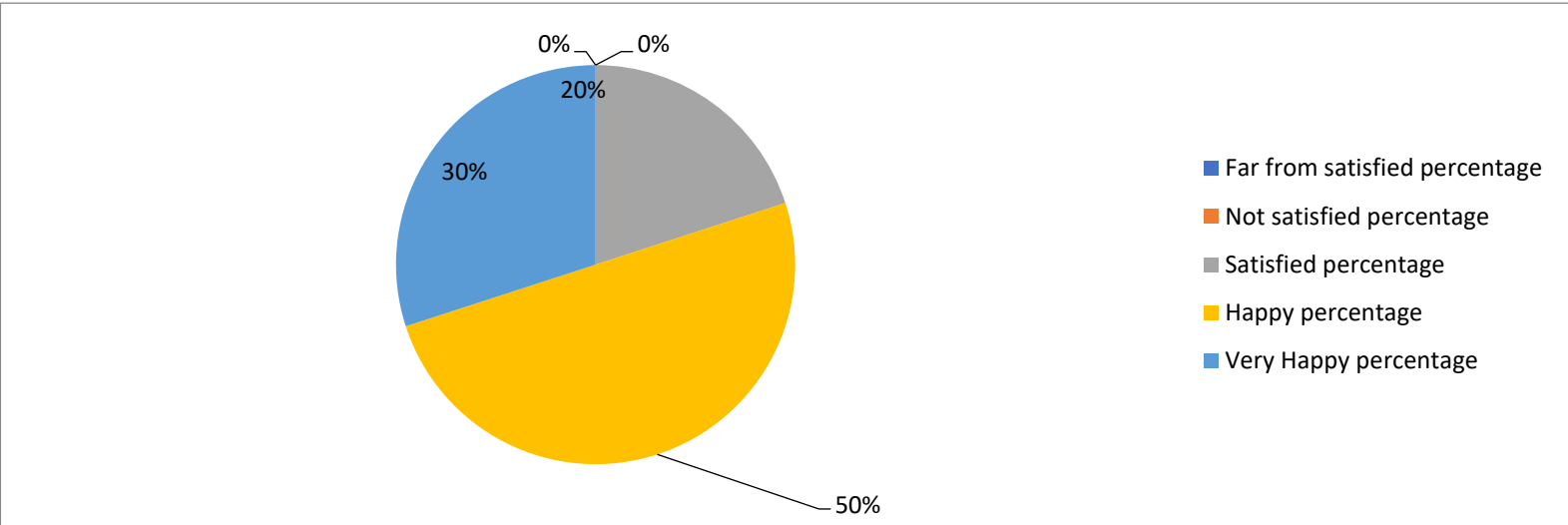
12. Innovativeness, creativity?

No .Of Employer	Far from satisfied	Not satisfied	Satisfied	Happy	Very Happy	Far from satisfied percentage	Not satisfied percentage	Satisfied percentage	Happy percentage	Very Happy percentage	
10	0	0	2		6	2	0	0	20	60	20



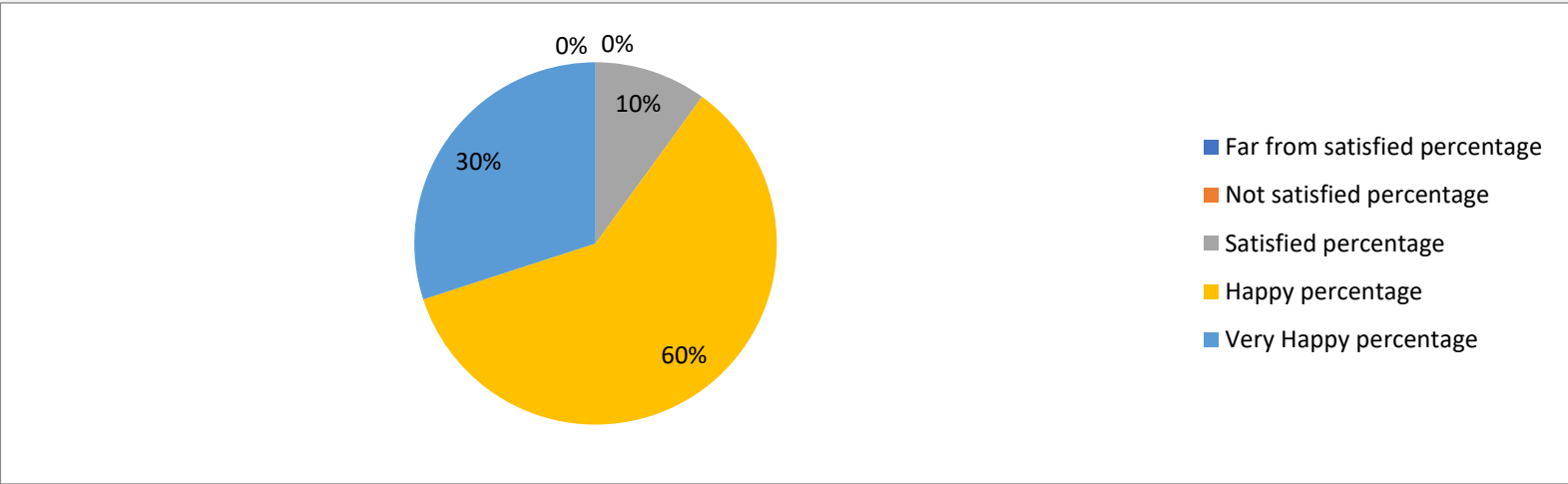
13. Relationship with seniors/peers/subordinates?

No .Of Employer	Far from satisfied	Not satisfied	Satisfied	Happy	Very Happy	Far from satisfied percentage	Not satisfied percentage	Satisfied percentage	Happy percentage	Very Happy percentage	
10	0	0	2		5	3	0	0	20	50	30



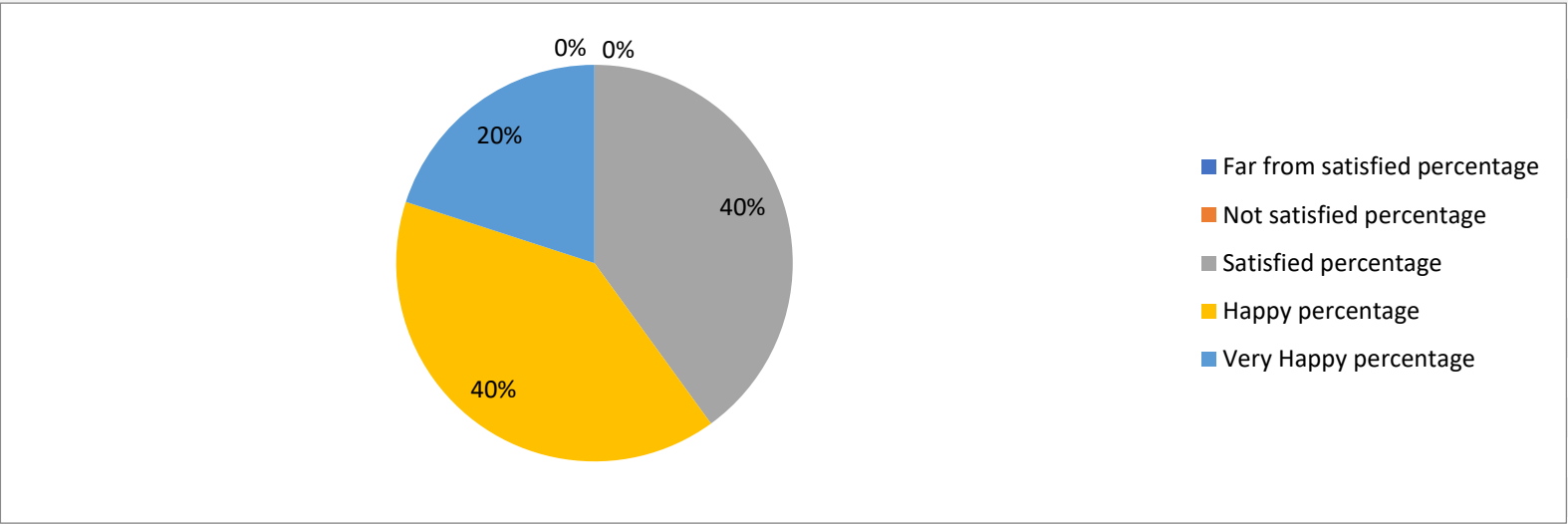
14. Involvement in social activities ?

No .Of Employer	Far from satisfied	Not satisfied	Satisfied	Happy	Very Happy	Far from satisfied percentage	Not satisfied percentage	Satisfied percentage	Happy percentage	Very Happy percentage	
10	0	0	1		6	3	0	0	10	60	30



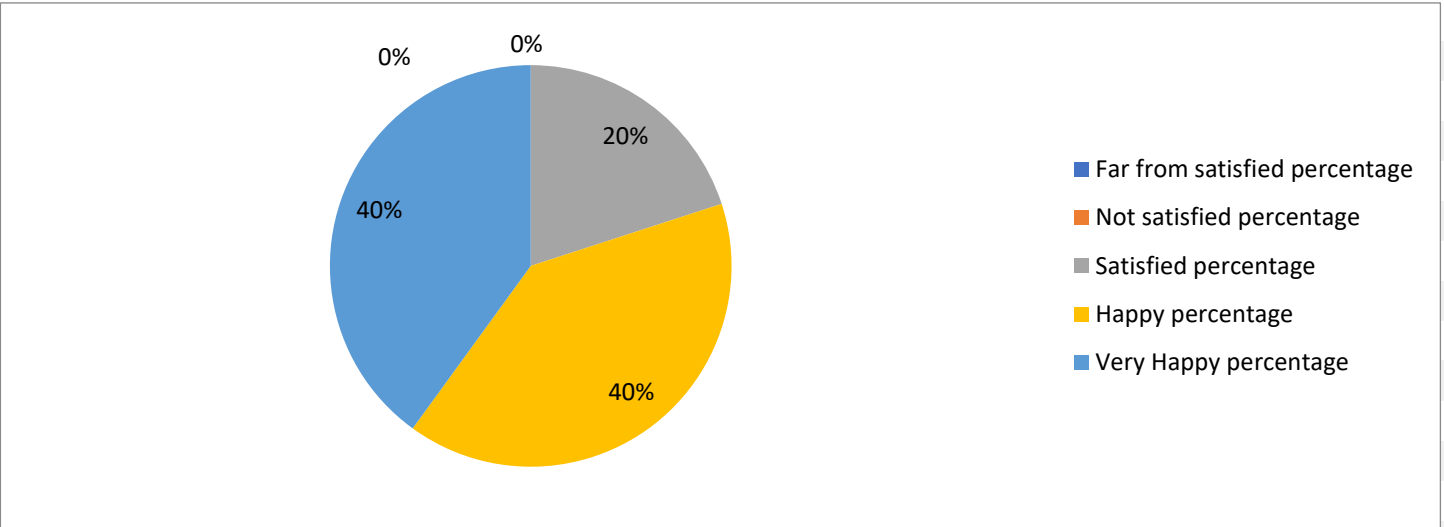
15. Ability to take up extra responsibility ?

No .Of Employer	Far from satisfied	Not satisfied	Satisfied	Happy	Very Happy	Far from satisfied percentage	Not satisfied percentage	Satisfied percentage	Happy percentage	Very Happy percentage	
10	0	0	4		4	2	0	0	40	40	20



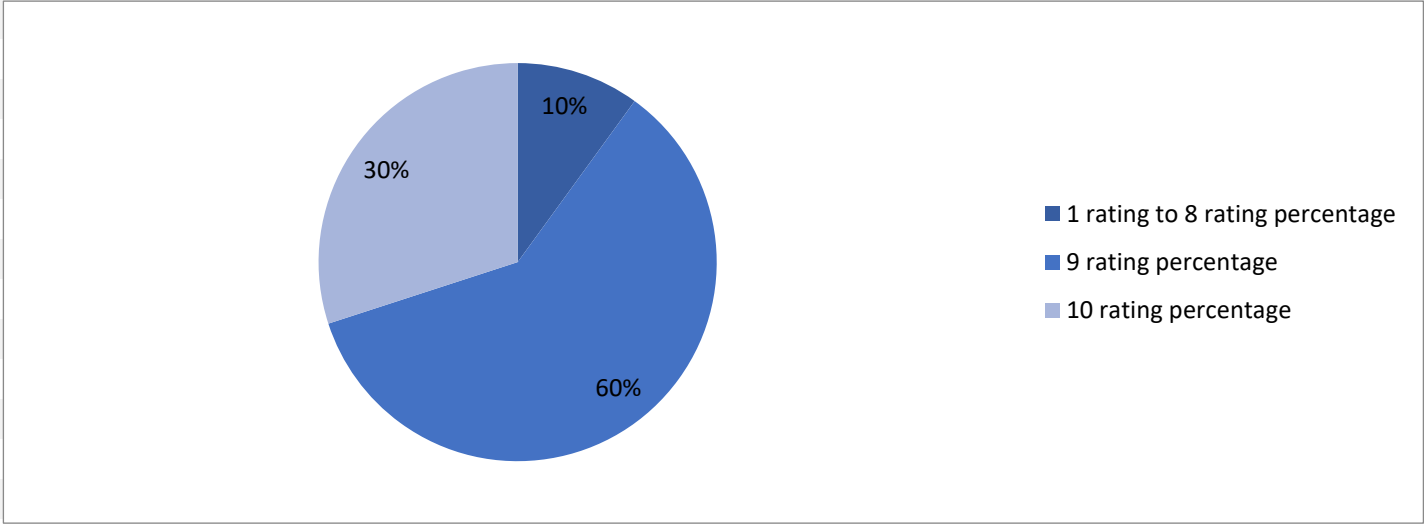
16. Obligation to work beyond schedule if required ?

No .Of Employer	Far from satisfied	Not satisfied	Satisfied	Happy	Very Happy	Far from satisfied percentage	Not satisfied percentage	Satisfied percentage	Happy percentage	Very Happy percentage	
10	0	0	2		4	4	0	0	20	40	40



17. On scale of 1 to 10 how do you rate your overall satisfaction with Sri Bhuvanendra College students and the curriculum ?

No .Of Employer	1 rating to 8 rating	9 rating	10 rating	1 rating to 8 rating percentage	9 rating percentage	10 rating percentage
10	1	6	3	10	60	30





Sri Bhuvanendra College, Karkala

Employer feedback 2018-19

How satisfied are you with the students work performance in each of these areas:

1. General Communication Skills?

No .Of Employer	Far from satisfied	Not satisfied	Satisfied	Happy	Very Happy	Far from satisfied percentage	Not satisfied percentage	Satisfied percentage	Happy percentage	Very Happy percentage	
20	0	0	15		2	3	0	0	75	10	15



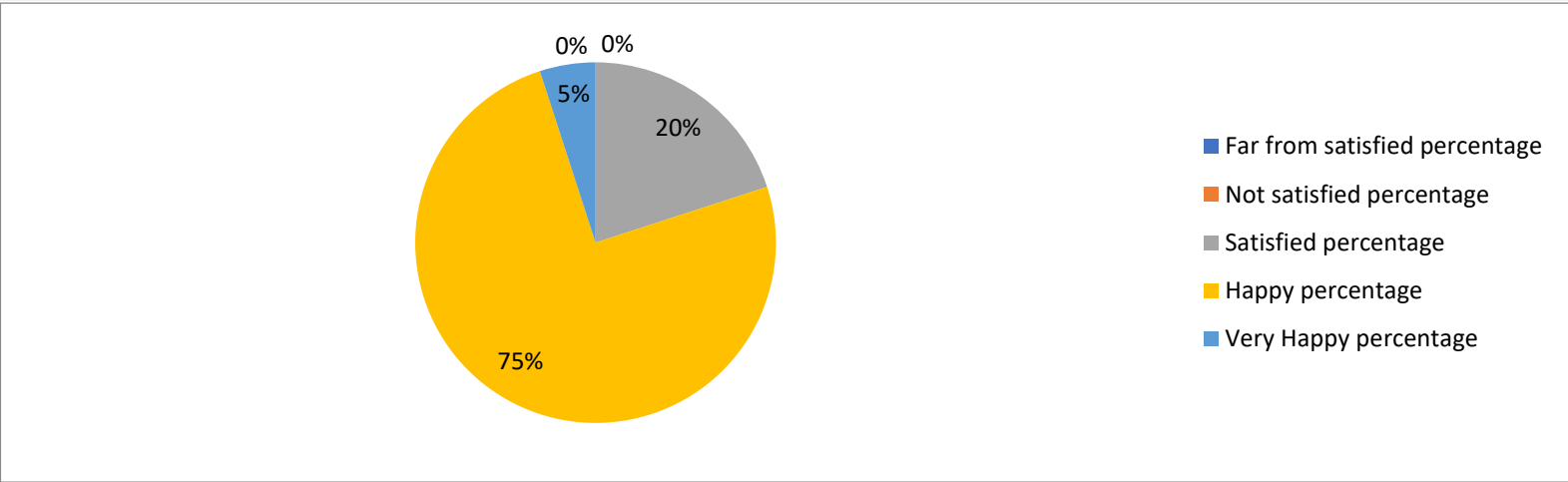
2. Developing practical solutions to work place problems?

No .Of Employer	Far from satisfied	Not satisfied	Satisfied	Happy	Very Happy	Far from satisfied percentage	Not satisfied percentage	Satisfied percentage	Happy percentage	Very Happy percentage	
20	0	0	8		11	1	0	0	40	55	5



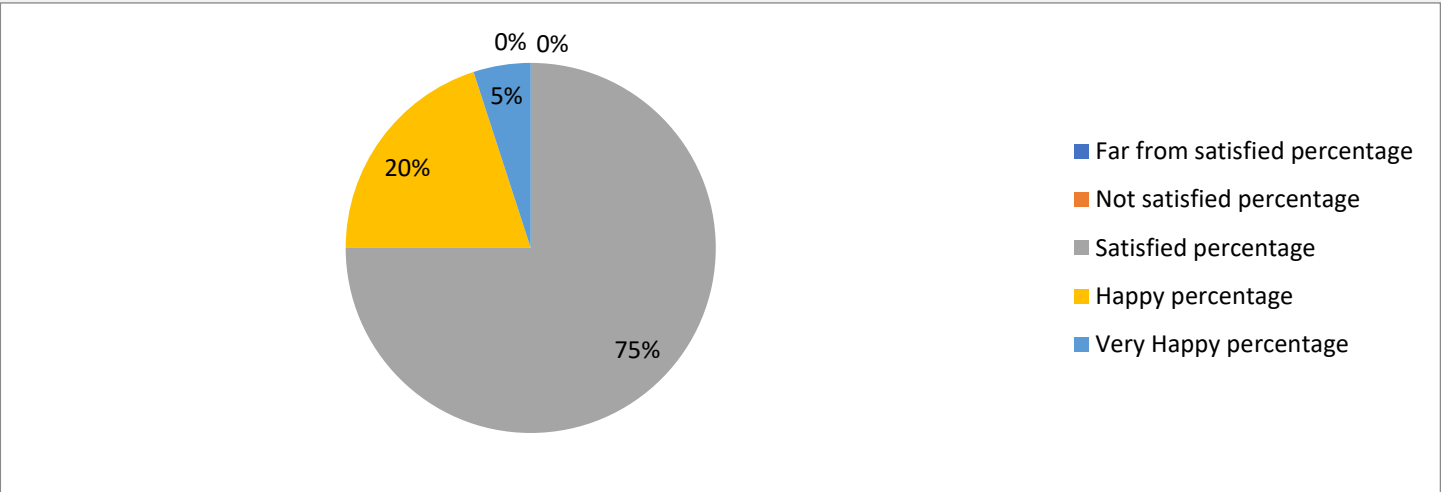
3. Working as a part of team?

No .Of Employer	Far from satisfied	Not satisfied	Satisfied	Happy	Very Happy	Far from satisfied percentage	Not satisfied percentage	Satisfied percentage	Happy percentage	Very Happy percentage
20	0	0	4		15	1	0	20	75	5



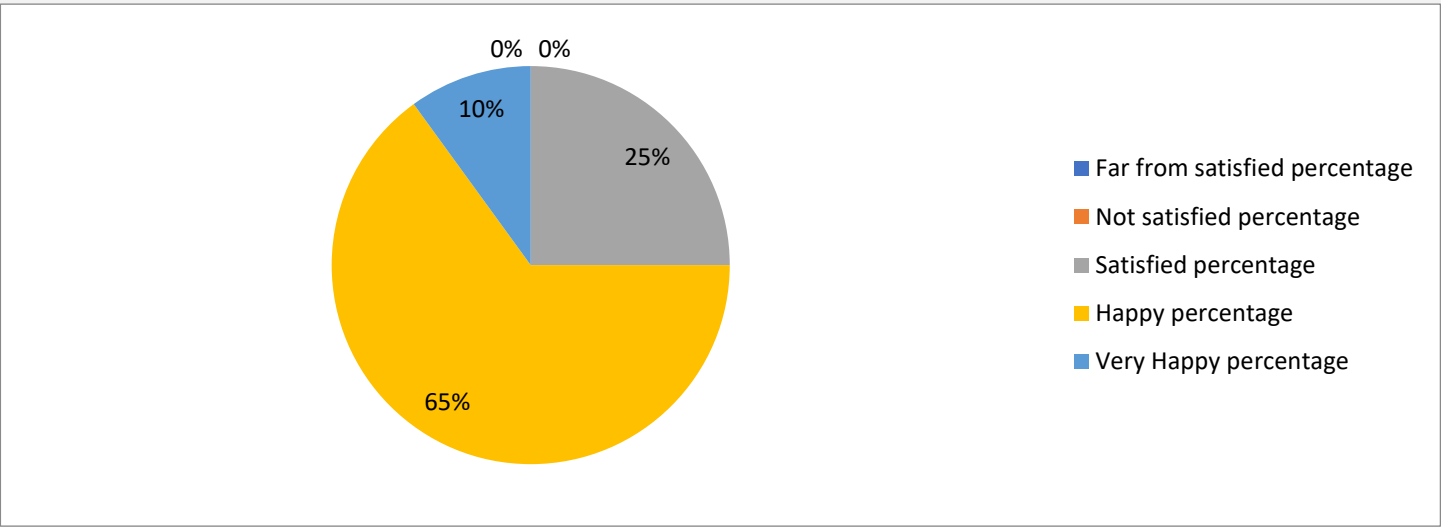
4. Creative in response to workplace challenges?

No .Of Employer	Far from satisfied	Not satisfied	Satisfied	Happy	Very Happy	Far from satisfied percentage	Not satisfied percentage	Satisfied percentage	Happy percentage	Very Happy percentage
20	0	0	15		4	1	0	75	20	5



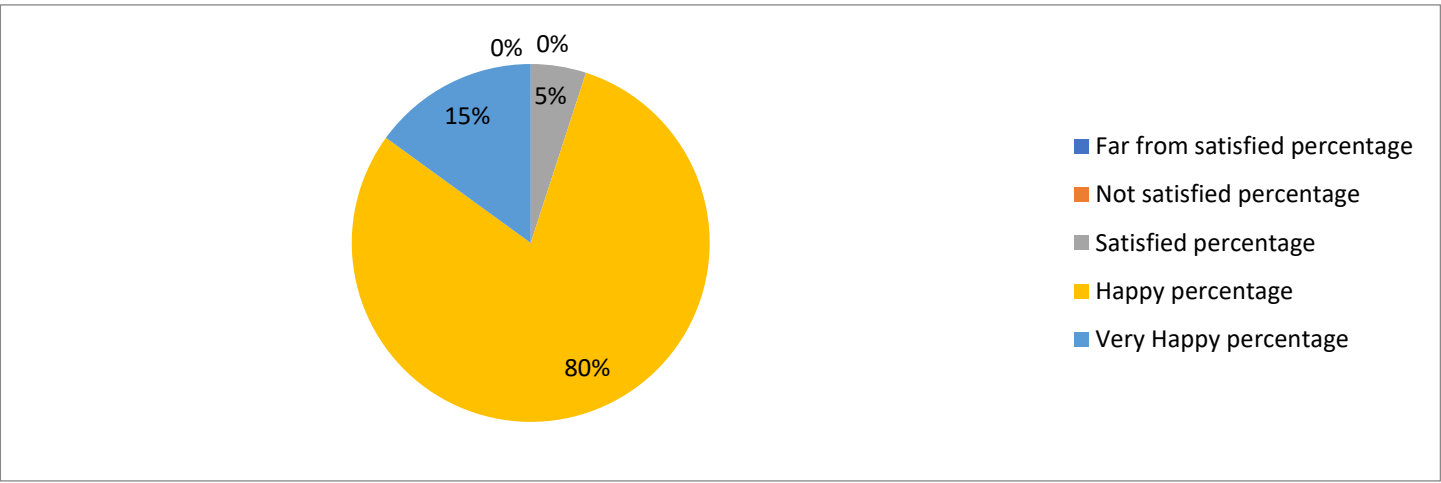
5. Their planning and organization skills?

No .Of Employer	Far from satisfied	Not satisfied	Satisfied	Happy	Very Happy	Far from satisfied percentage	Not satisfied percentage	Satisfied percentage	Happy percentage	Very Happy percentage	
20	0	0	5		13	2	0	0	25	65	10



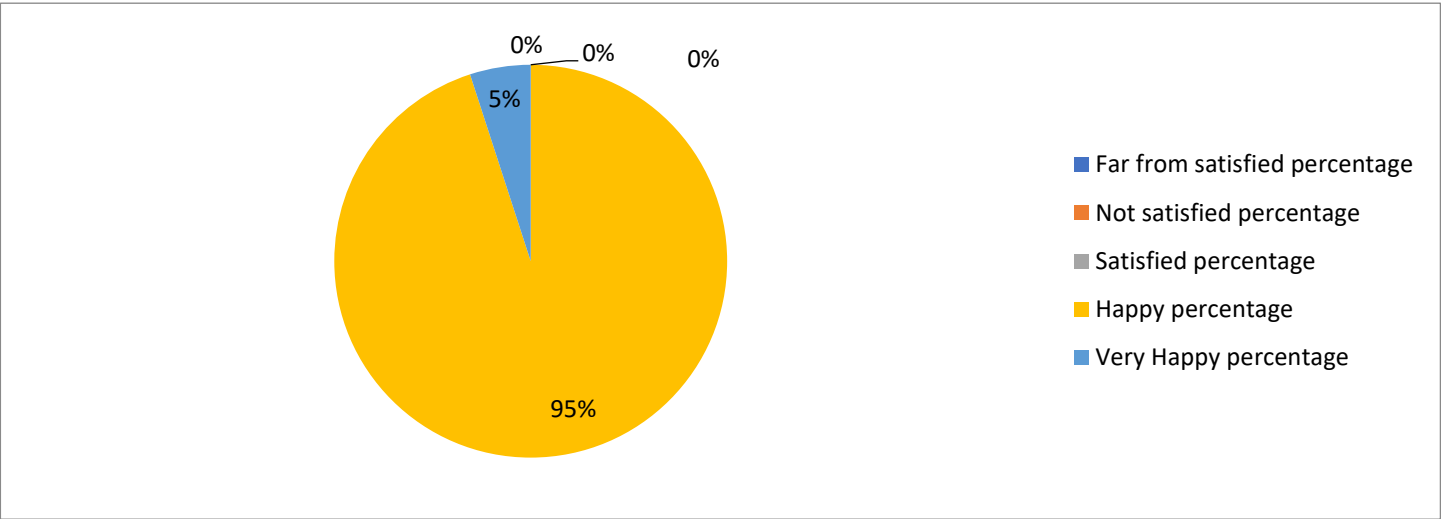
6. Self motivated and taking on appropriate level of responsibility?

No .Of Employer	Far from satisfied	Not satisfied	Satisfied	Happy	Very Happy	Far from satisfied percentage	Not satisfied percentage	Satisfied percentage	Happy percentage	Very Happy percentage	
20	0	0	1		16	3	0	0	5	80	15



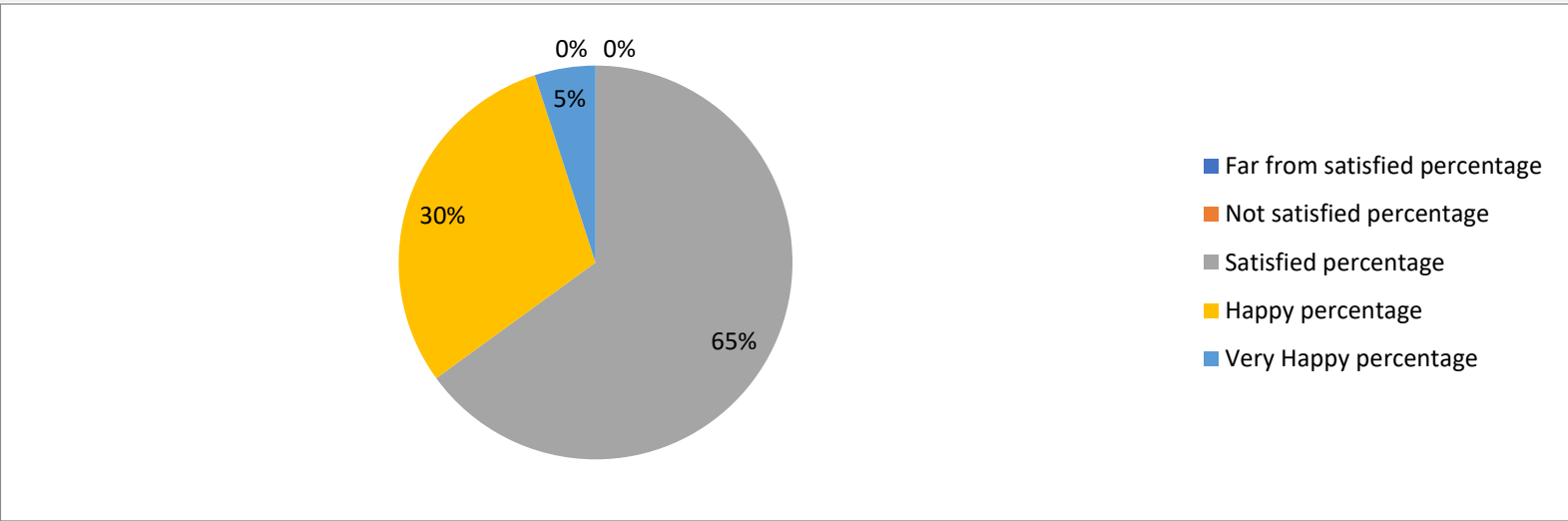
7. Open to new ideas and learning new techniques?

No .Of Employer	Far from satisfied	Not satisfied	Satisfied	Happy	Very Happy	Far from satisfied percentage	Not satisfied percentage	Satisfied percentage	Happy percentage	Very Happy percentage	
20	0	0	0		19	1	0	0	0	95	5



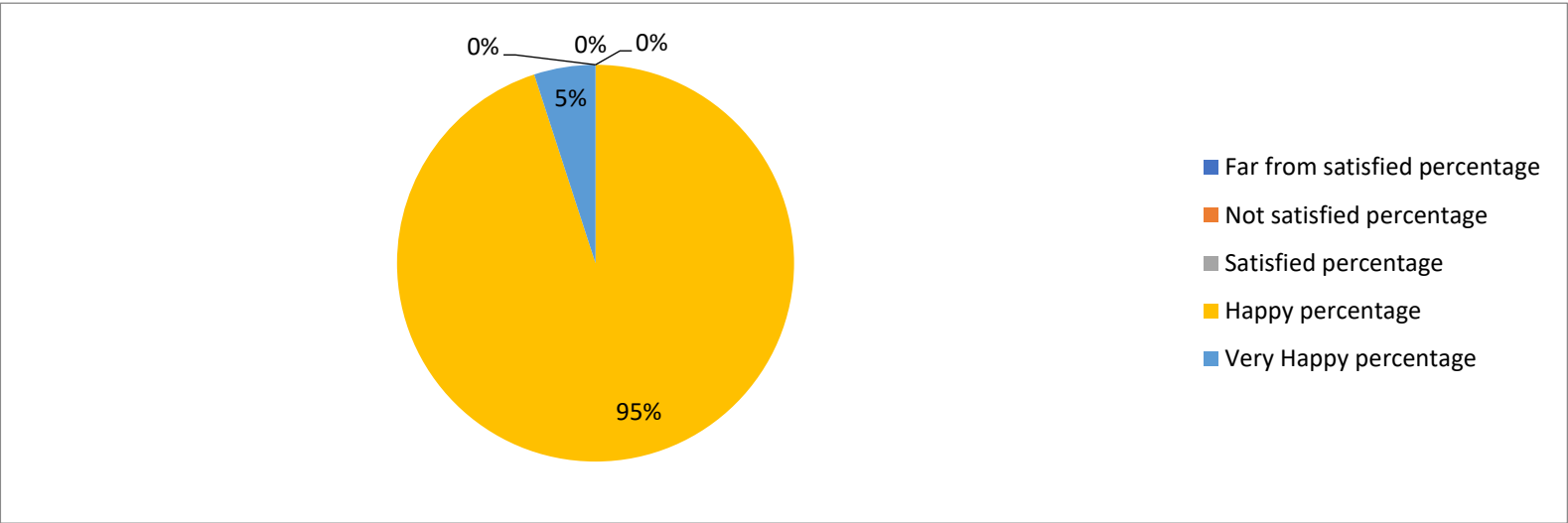
8. Using technology and workplace equipment?

No .Of Employer	Far from satisfied	Not satisfied	Satisfied	Happy	Very Happy	Far from satisfied percentage	Not satisfied percentage	Satisfied percentage	Happy percentage	Very Happy percentage	
20	0	0	13		6	1	0	0	65	30	5



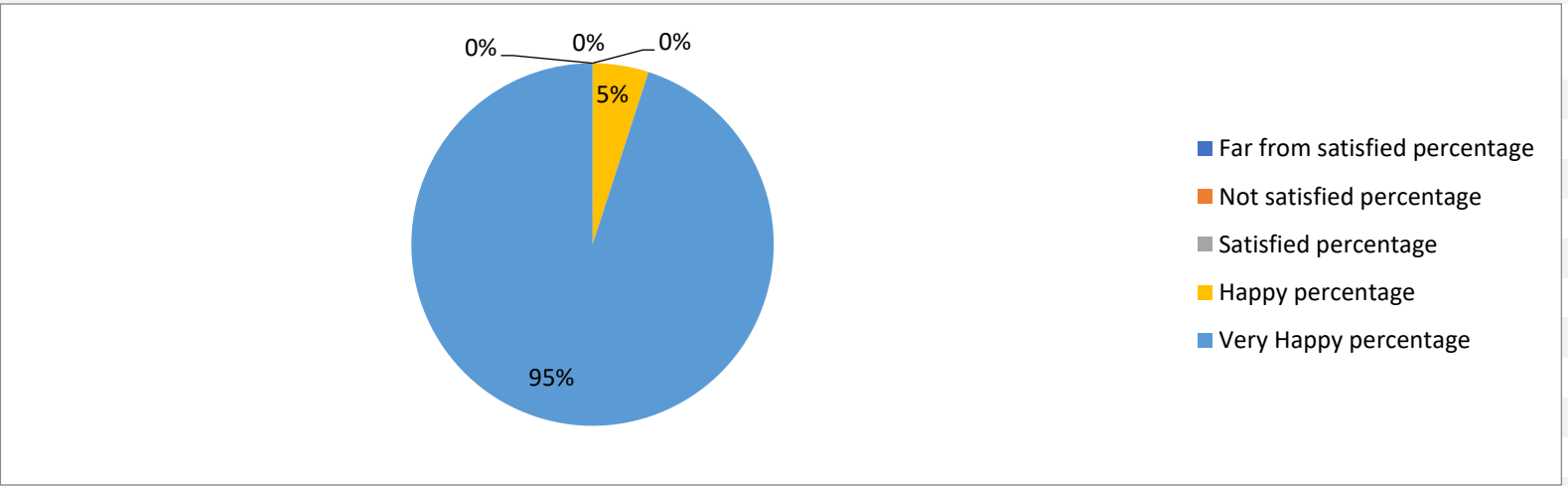
9. Ability to contribute to the goal of the organization?

No .Of Employer	Far from satisfied	Not satisfied	Satisfied	Happy	Very Happy	Far from satisfied percentage	Not satisfied percentage	Satisfied percentage	Happy percentage	Very Happy percentage
20	0	0	0		19	1	0	0	95	5



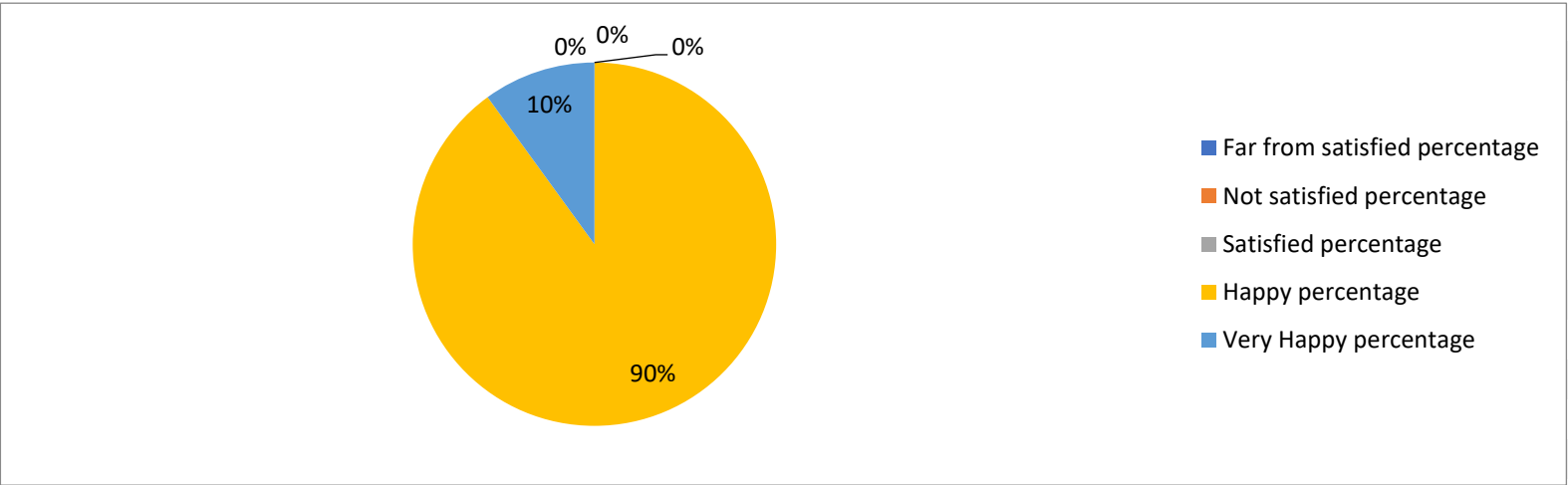
10. Technical knowledge/skill?

No .Of Employer	Far from satisfied	Not satisfied	Satisfied	Happy	Very Happy	Far from satisfied percentage	Not satisfied percentage	Satisfied percentage	Happy percentage	Very Happy percentage
20	0	0	0		1	19	0	0	5	95



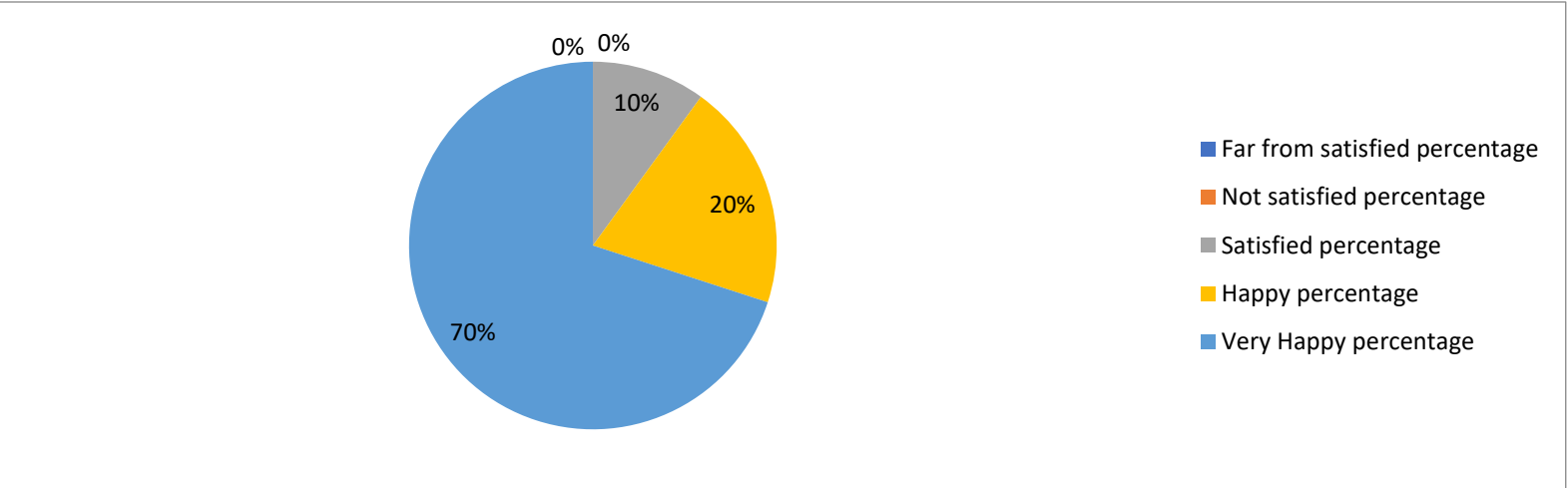
11. Ability to manage/leadership qualities?

No .Of Employer	Far from satisfied	Not satisfied	Satisfied	Happy	Very Happy	Far from satisfied percentage	Not satisfied percentage	Satisfied percentage	Happy percentage	Very Happy percentage
20	0	0	0		18	2	0	0	90	10



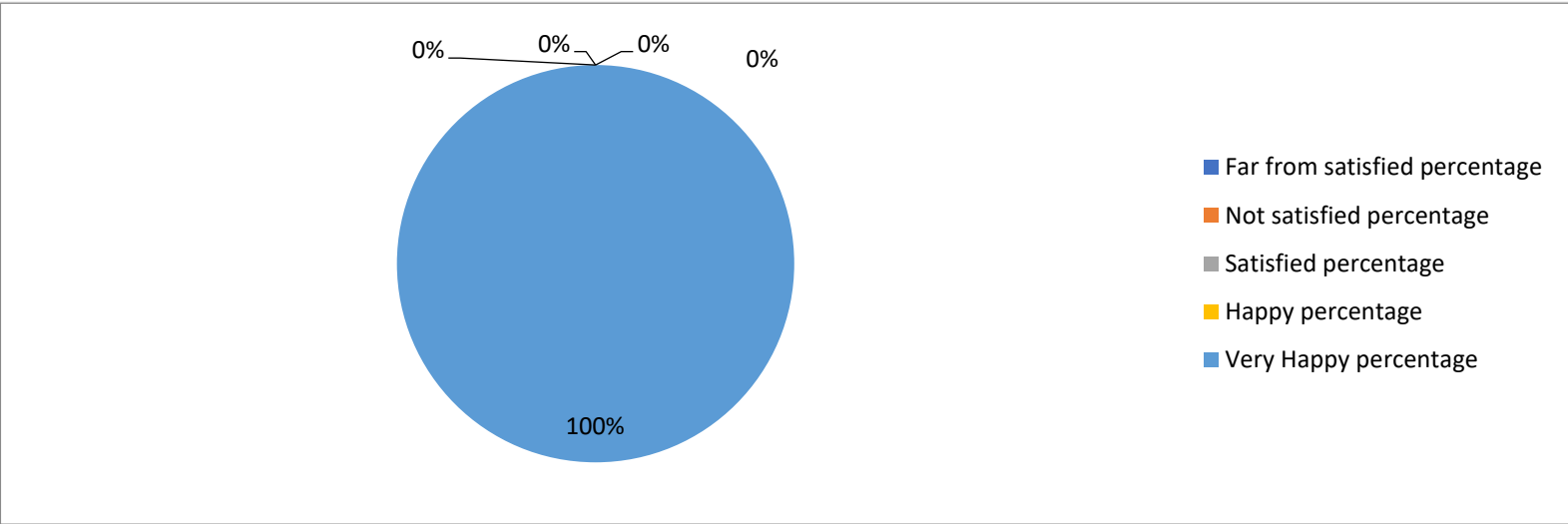
12. Innovativeness, creativity?

No .Of Employer	Far from satisfied	Not satisfied	Satisfied	Happy	Very Happy	Far from satisfied percentage	Not satisfied percentage	Satisfied percentage	Happy percentage	Very Happy percentage	
20	0	0	2		4	14	0	0	10	20	70



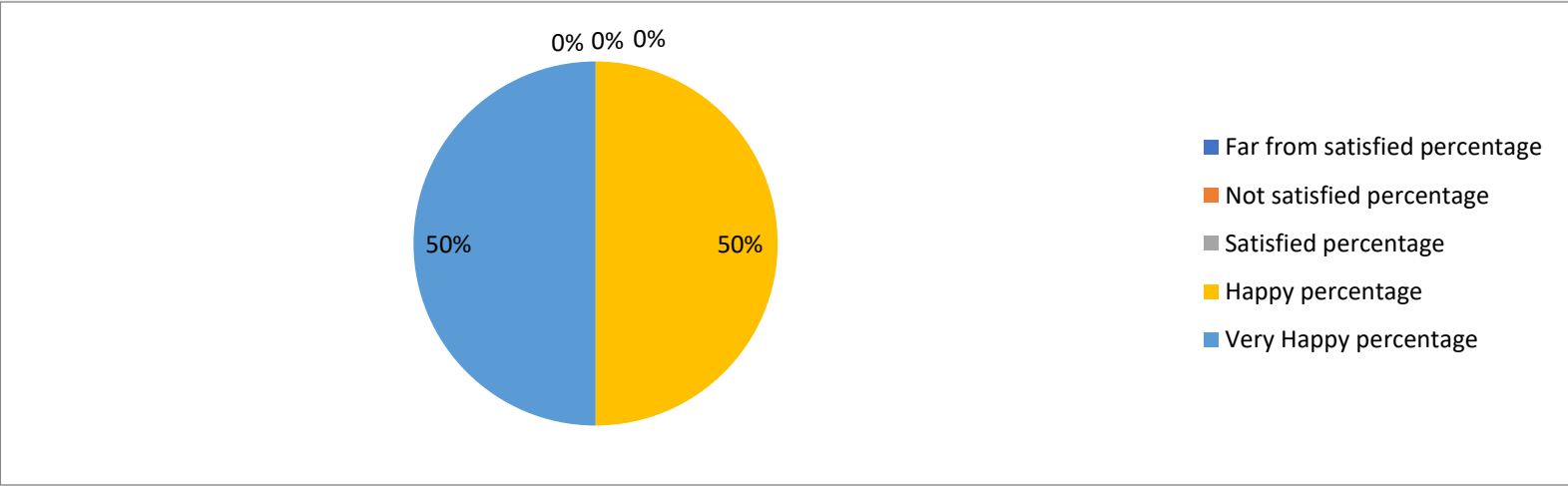
13. Relationship with seniors/peers/subordinates?

No .Of Employer	Far from satisfied	Not satisfied	Satisfied	Happy	Very Happy	Far from satisfied percentage	Not satisfied percentage	Satisfied percentage	Happy percentage	Very Happy percentage
20	0	0	0		0	20	0	0	0	100



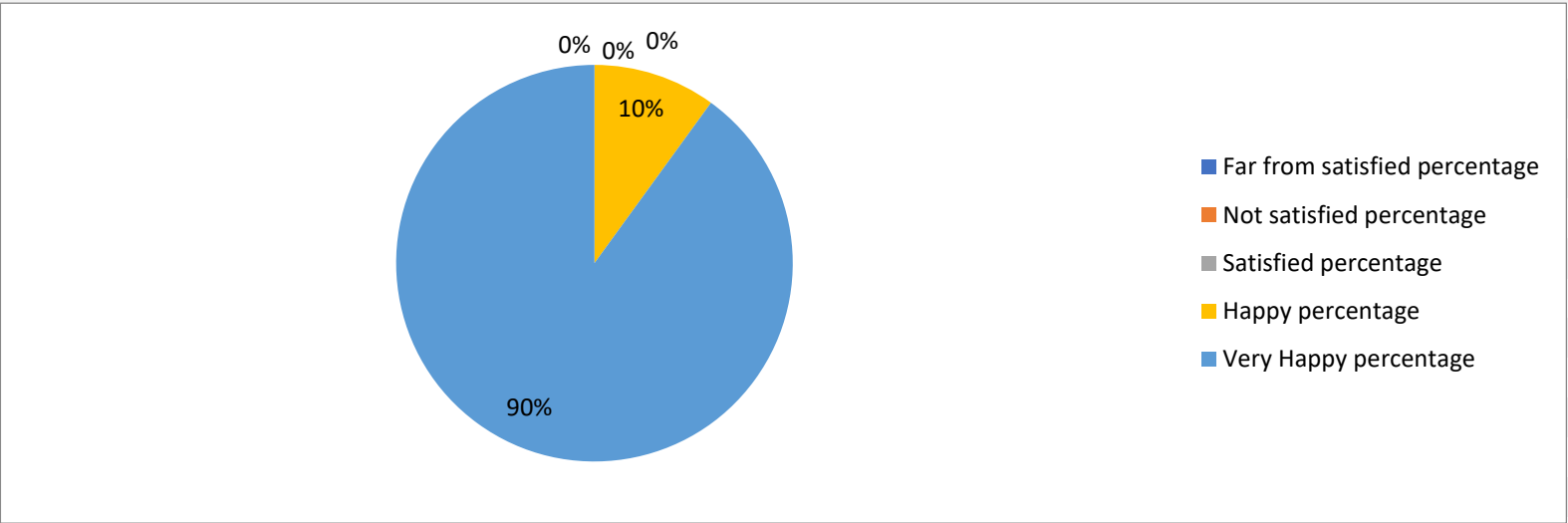
14. Involvement in social activities ?

No .Of Employer	Far from satisfied	Not satisfied	Satisfied	Happy	Very Happy	Far from satisfied percentage	Not satisfied percentage	Satisfied percentage	Happy percentage	Very Happy percentage
20	0	0	0		10	10	0	0	50	50



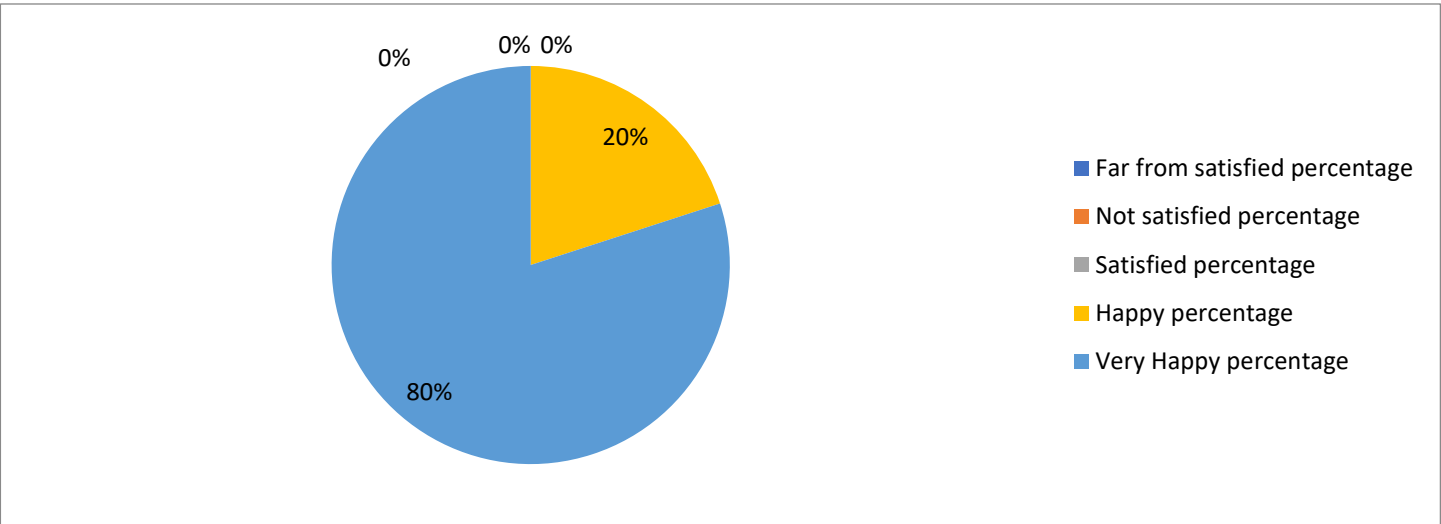
15. Ability to take up extra responsibility ?

No .Of Employer	Far from satisfied	Not satisfied	Satisfied	Happy	Very Happy	Far from satisfied percentage	Not satisfied percentage	Satisfied percentage	Happy percentage	Very Happy percentage	
20	0	0	0		2	18	0	0	0	10	90



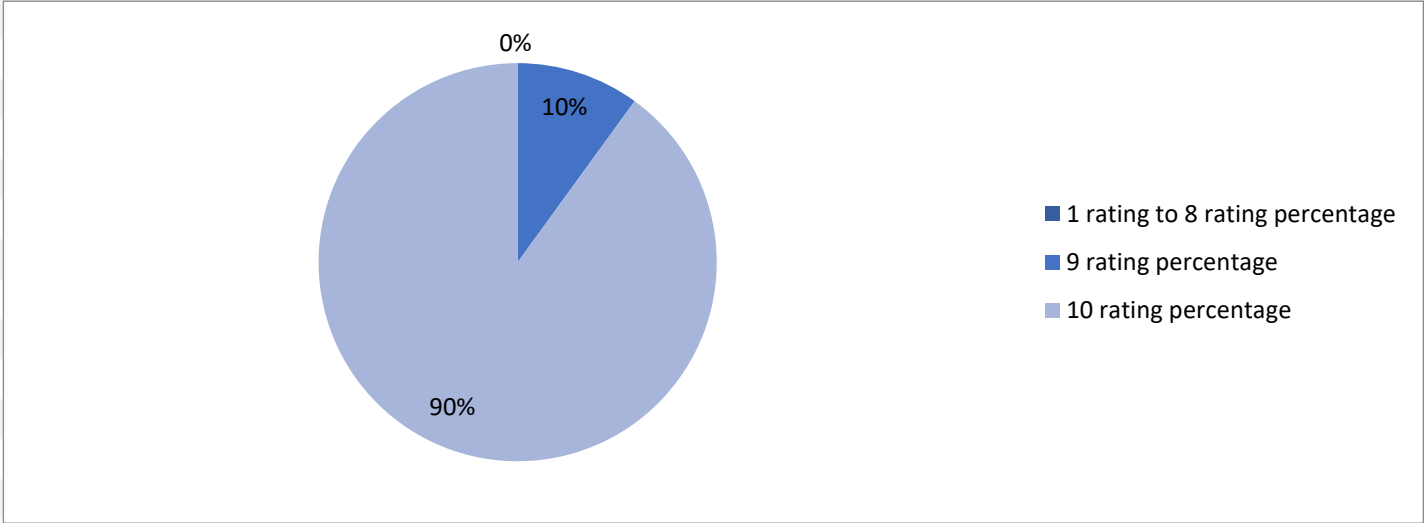
16. Obligation to work beyond schedule if required ?

No .Of Employer	Far from satisfied	Not satisfied	Satisfied	Happy	Very Happy	Far from satisfied percentage	Not satisfied percentage	Satisfied percentage	Happy percentage	Very Happy percentage	
20	0	0	0		4	16	0	0	0	20	80



17. On scale of 1 to 10 how do you rate your overall satisfaction with Sri Bhuvanendra College students and the curriculum ?

No .Of Employer	1 rating to 8 rating	9 rating	10 rating	1 rating to 8 rating percentage	9 rating percentage	10 rating percentage
20	0	2	18	0	10	90





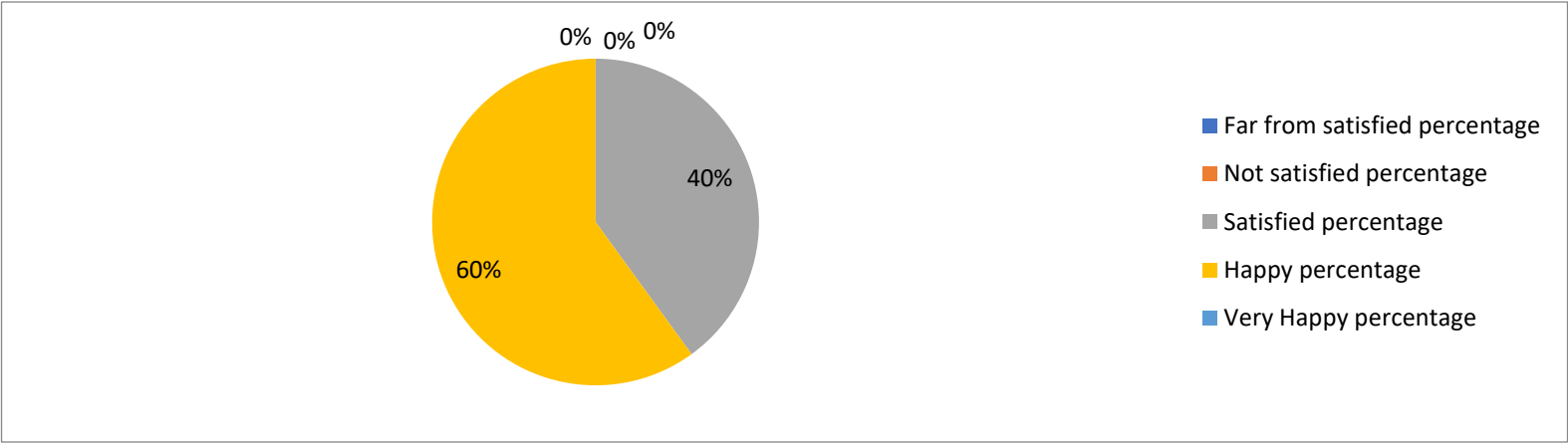
Sri Bhuvanendra College, Karkala

Employer feedback 2019-20

How satisfied are you with the students work performance in each of these areas:

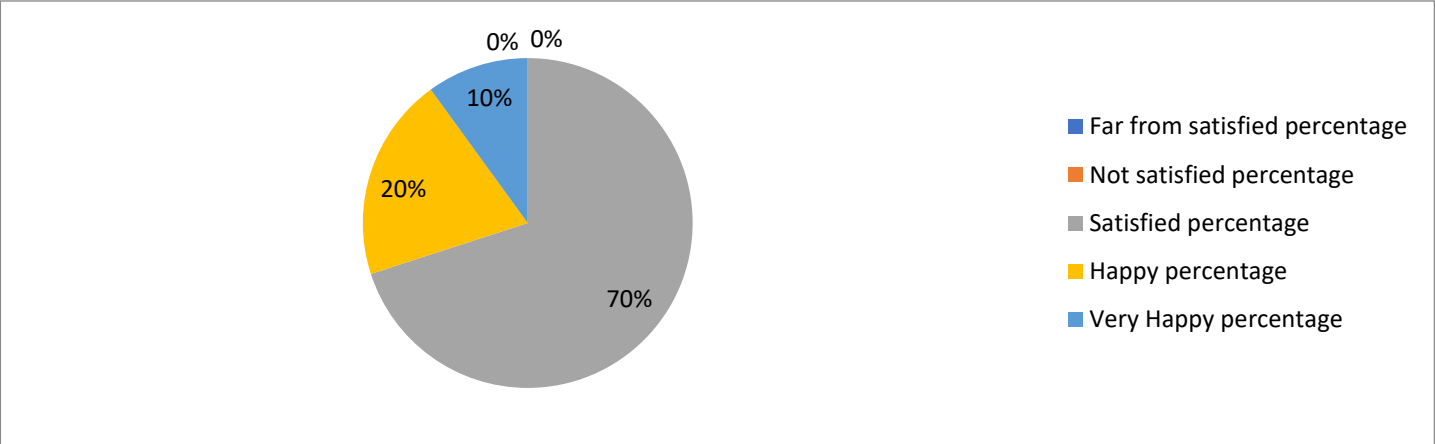
1. General Communication Skills?

No .Of Employer	Far from satisfied	Not satisfied	Satisfied	Happy	Very Happy	Far from satisfied percentage	Not satisfied percentage	Satisfied percentage	Happy percentage	Very Happy percentage
10	0	0	4		6	0	0	40	60	0



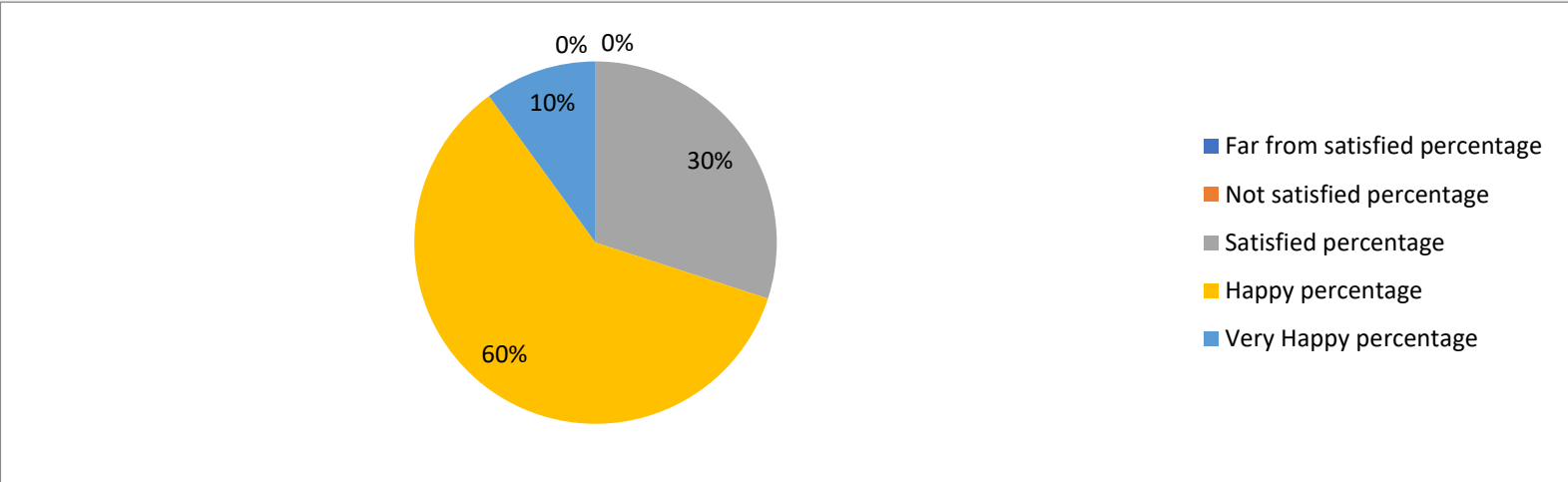
2. Developing practical solutions to work place problems?

No .Of Employer	Far from satisfied	Not satisfied	Satisfied	Happy	Very Happy	Far from satisfied percentage	Not satisfied percentage	Satisfied percentage	Happy percentage	Very Happy percentage
10	0	0	7		2	0	0	70	20	10



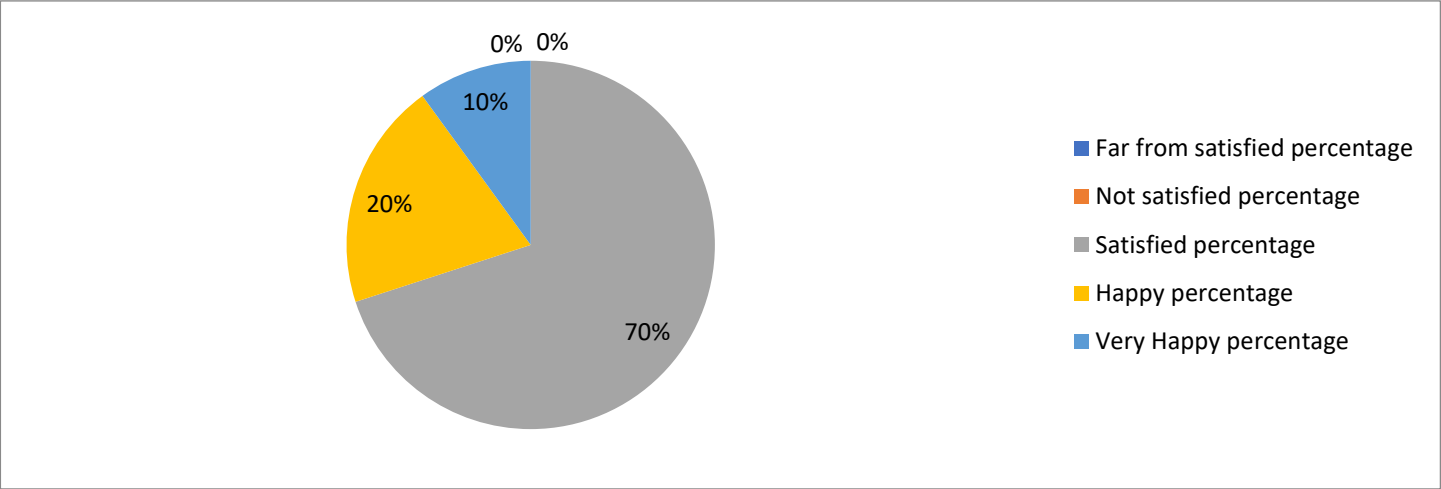
3. Working as a part of team?

No .Of Employer	Far from satisfied	Not satisfied	Satisfied	Happy	Very Happy	Far from satisfied percentage	Not satisfied percentage	Satisfied percentage	Happy percentage	Very Happy percentage	
10	0	0	3		6	1	0	0	30	60	10



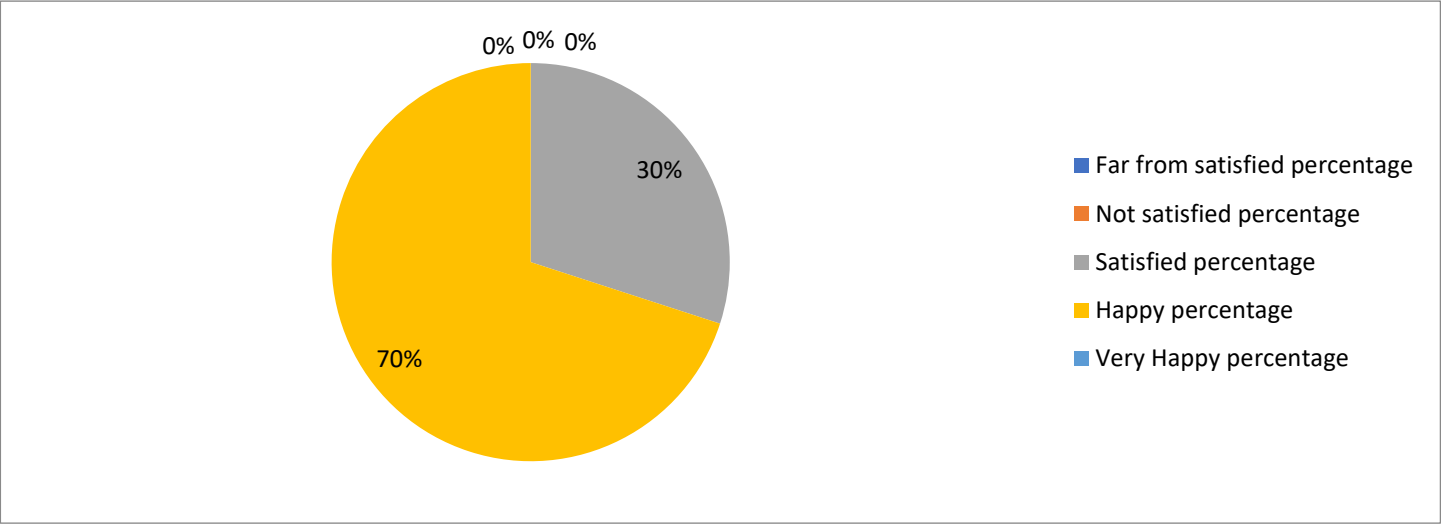
4. Creative in response to workplace challenges?

No .Of Employer	Far from satisfied	Not satisfied	Satisfied	Happy	Very Happy	Far from satisfied percentage	Not satisfied percentage	Satisfied percentage	Happy percentage	Very Happy percentage	
10	0	0	7		2	1	0	0	70	20	10



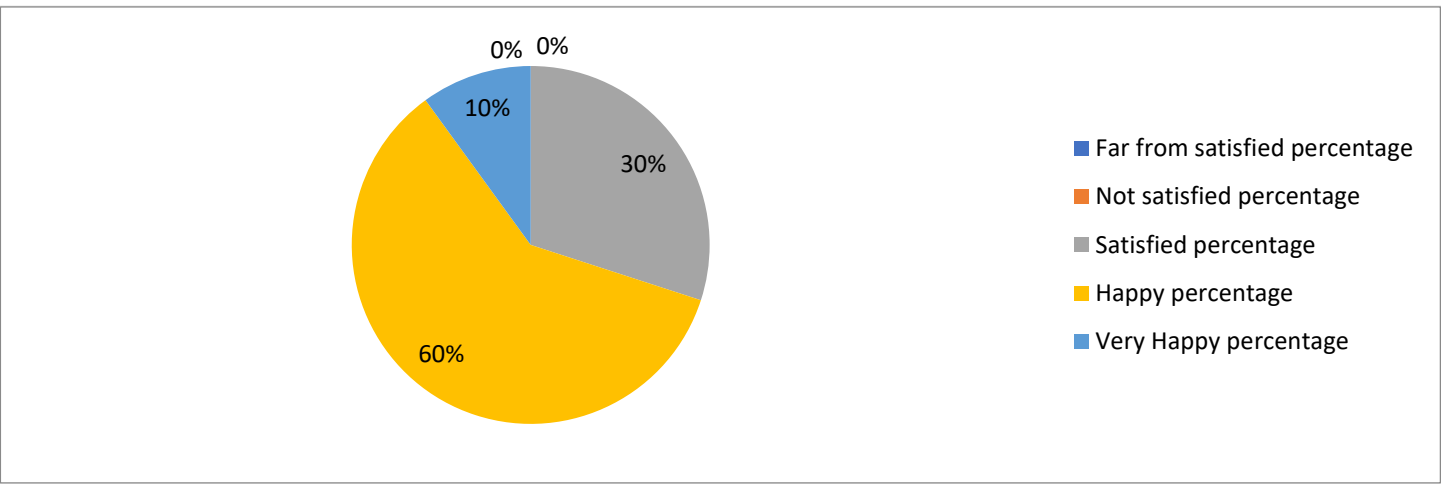
5. Their planning and organization skills?

No .Of Employer	Far from satisfied	Not satisfied	Satisfied	Happy	Very Happy	Far from satisfied percentage	Not satisfied percentage	Satisfied percentage	Happy percentage	Very Happy percentage
10	0	0	3		7	0	0	30	70	0



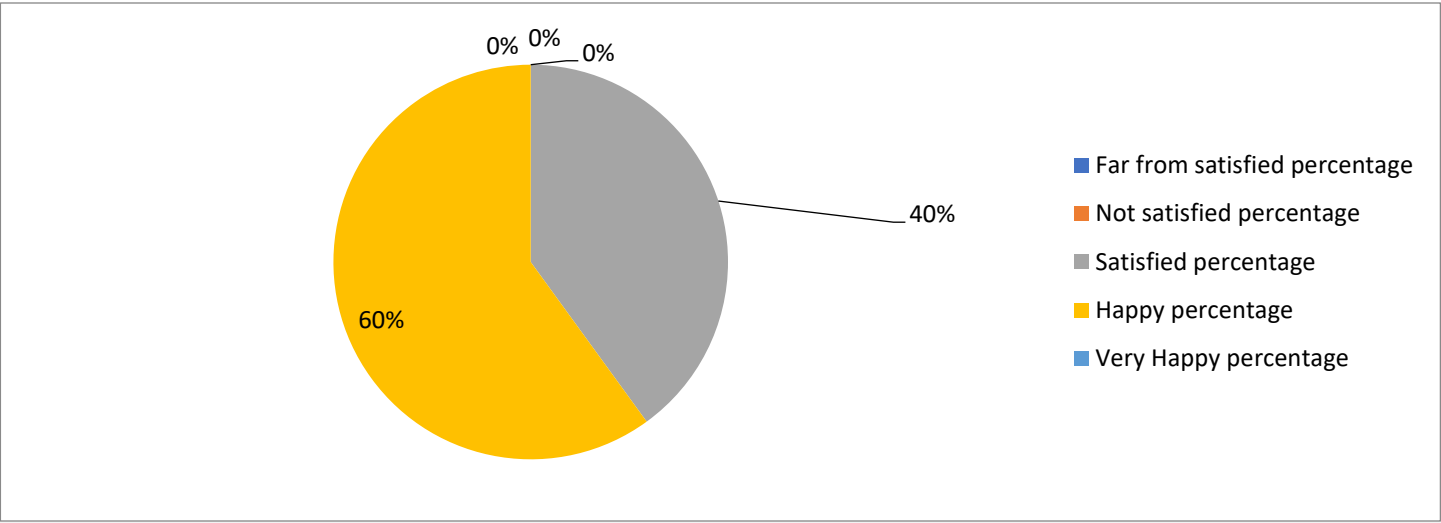
6. Self motivated and taking on appropriate level of responsibility?

No .Of Employer	Far from satisfied	Not satisfied	Satisfied	Happy	Very Happy	Far from satisfied percentage	Not satisfied percentage	Satisfied percentage	Happy percentage	Very Happy percentage
10	0	0	3		6	1	0	30	60	10



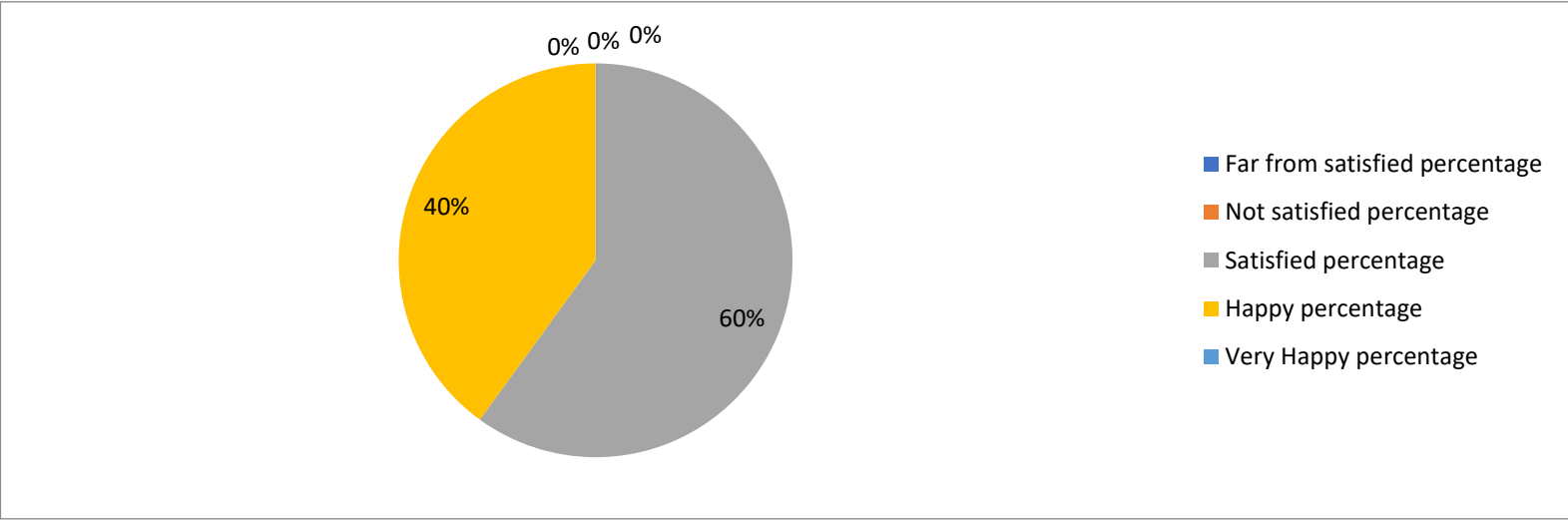
7. Open to new ideas and learning new techniques?

No .Of Employer	Far from satisfied	Not satisfied	Satisfied	Happy	Very Happy	Far from satisfied percentage	Not satisfied percentage	Satisfied percentage	Happy percentage	Very Happy percentage
10	0	0	4	6	0	0	0	40	60	0



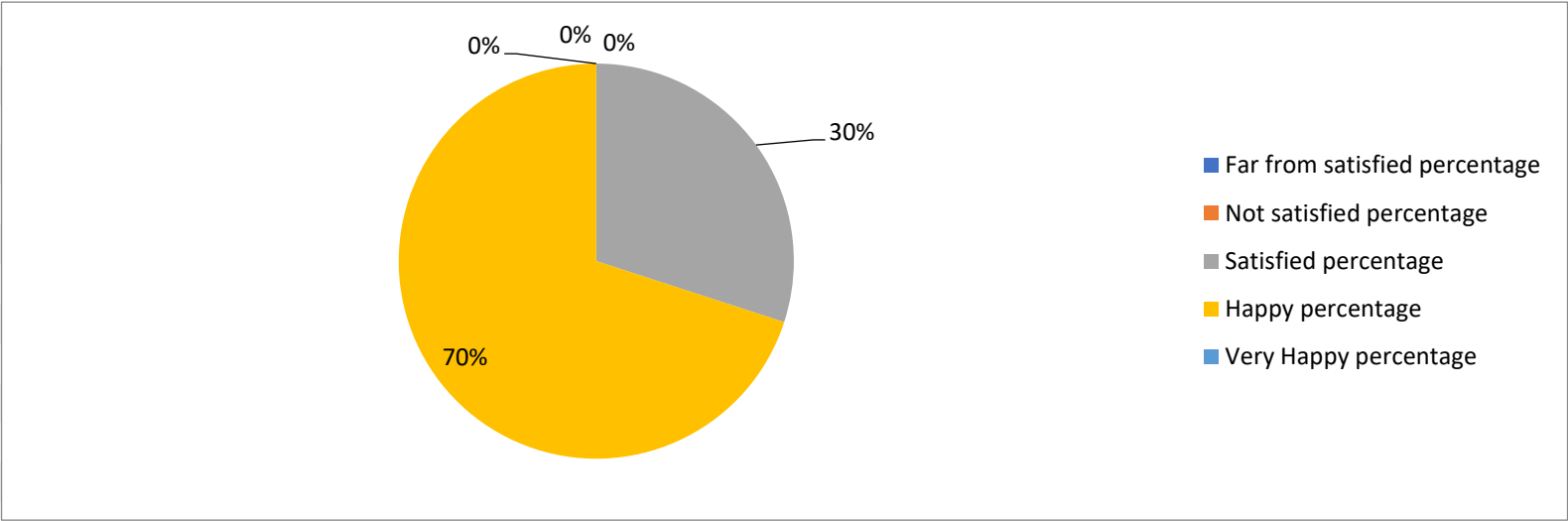
8. Using technology and workplace equipment?

No .Of Employer	Far from satisfied	Not satisfied	Satisfied	Happy	Very Happy	Far from satisfied percentage	Not satisfied percentage	Satisfied percentage	Happy percentage	Very Happy percentage
10	0	0	6	4	0	0	0	60	40	0



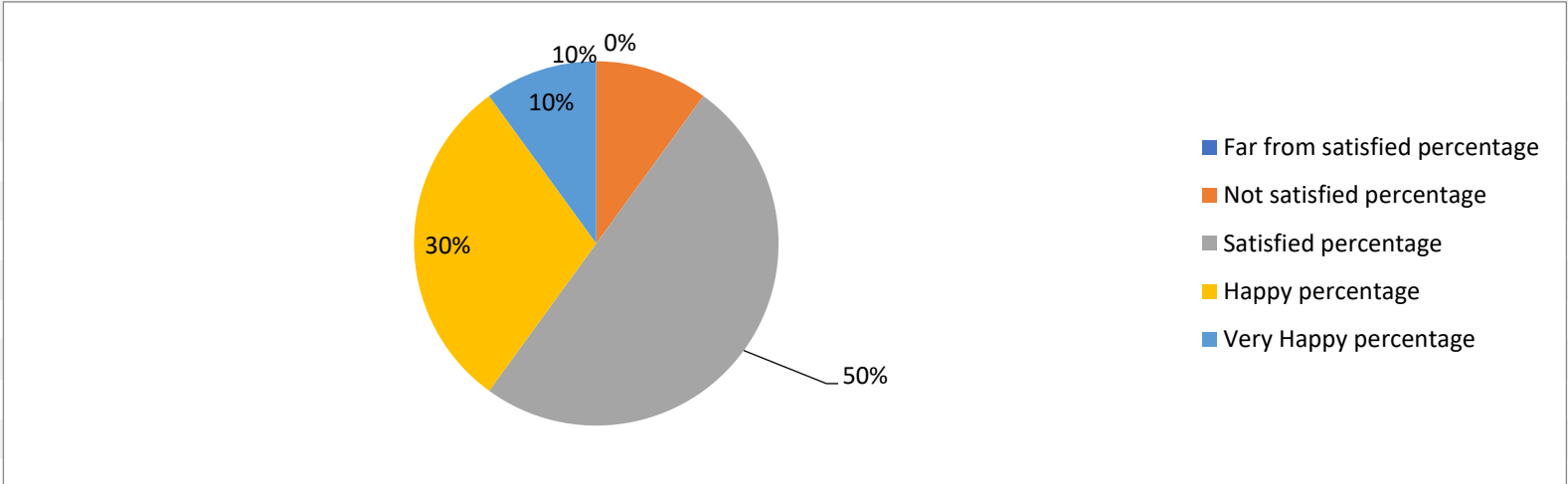
9. Ability to contribute to the goal of the organization?

No .Of Employer	Far from satisfied	Not satisfied	Satisfied	Happy	Very Happy	Far from satisfied percentage	Not satisfied percentage	Satisfied percentage	Happy percentage	Very Happy percentage
10	0	0	3		7	0	0	30	70	0



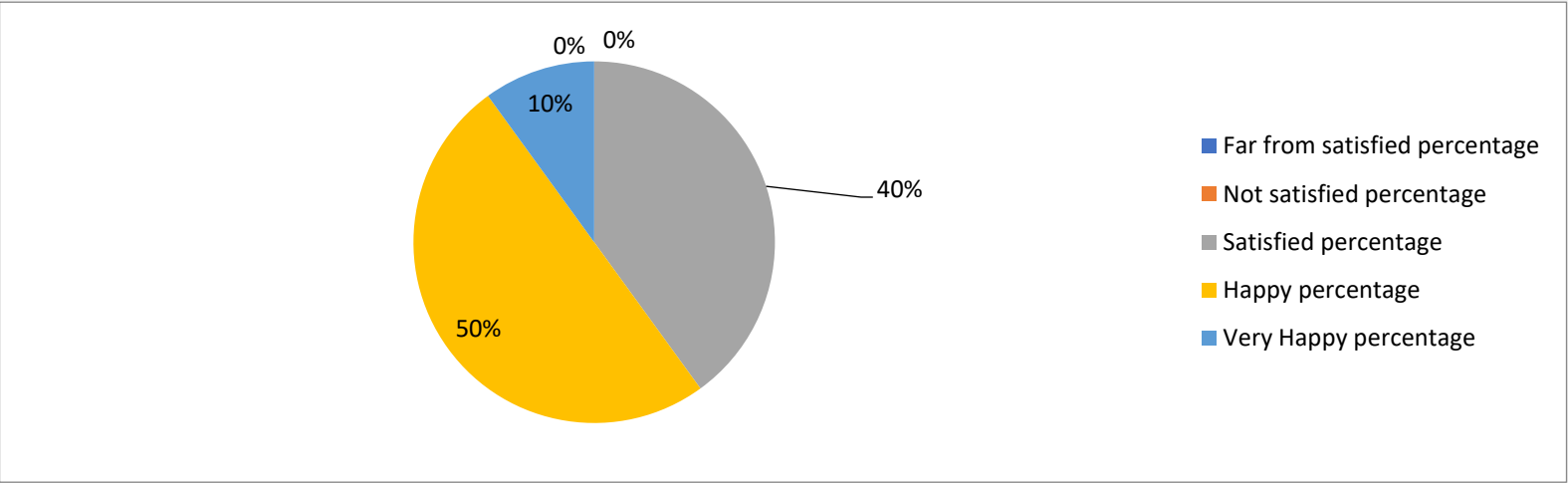
10. Technical knowledge/skill?

No .Of Employer	Far from satisfied	Not satisfied	Satisfied	Happy	Very Happy	Far from satisfied percentage	Not satisfied percentage	Satisfied percentage	Happy percentage	Very Happy percentage
10	0	1	5		3	1	0	10	50	30



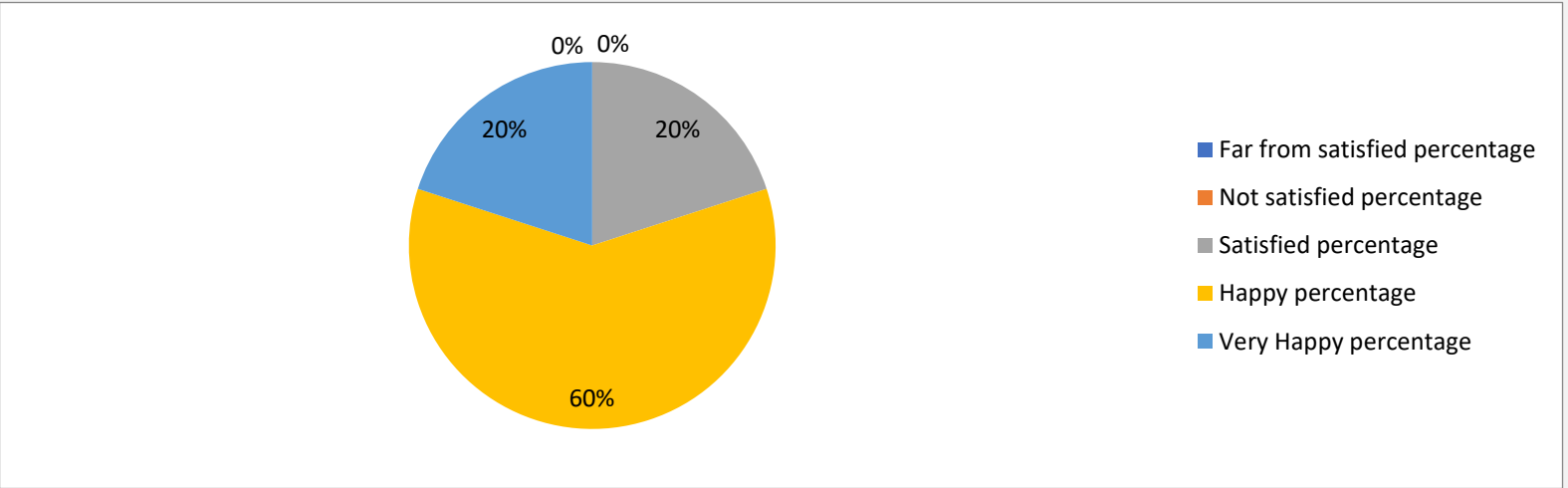
11. Ability to manage/leadership qualities?

No .Of Employer	Far from satisfied	Not satisfied	Satisfied	Happy	Very Happy	Far from satisfied percentage	Not satisfied percentage	Satisfied percentage	Happy percentage	Very Happy percentage	
10	0	0	4		5	1	0	0	40	50	10



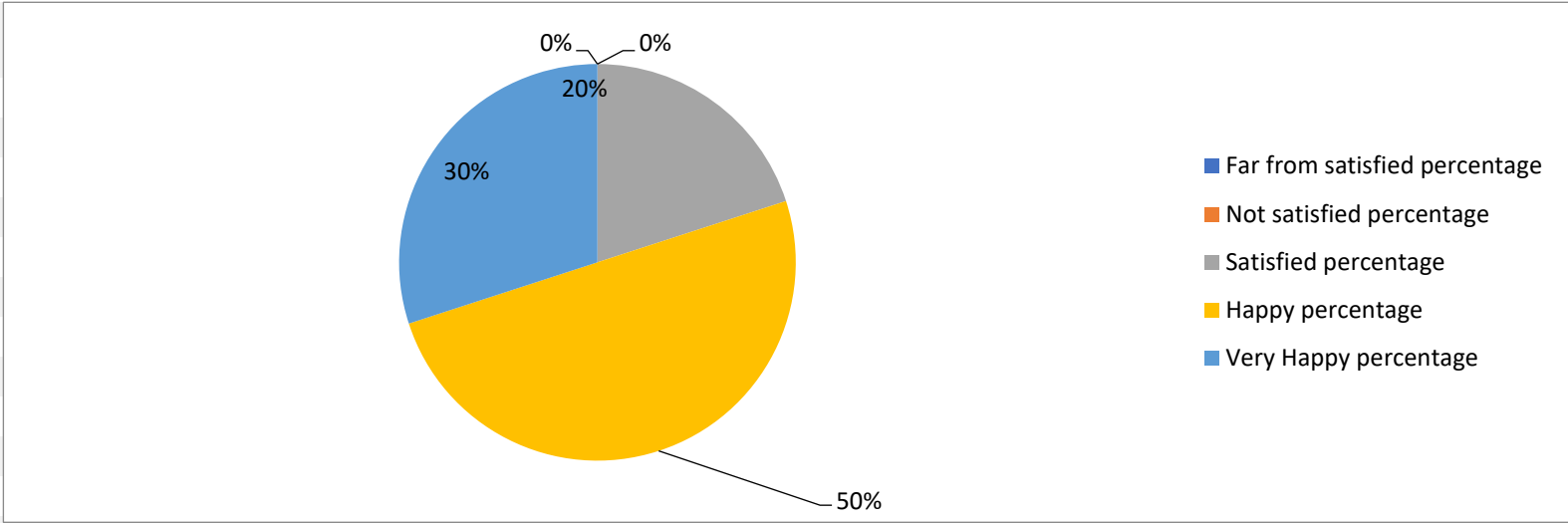
12. Innovativeness, creativity?

No .Of Employer	Far from satisfied	Not satisfied	Satisfied	Happy	Very Happy	Far from satisfied percentage	Not satisfied percentage	Satisfied percentage	Happy percentage	Very Happy percentage	
10	0	0	2		6	2	0	0	20	60	20



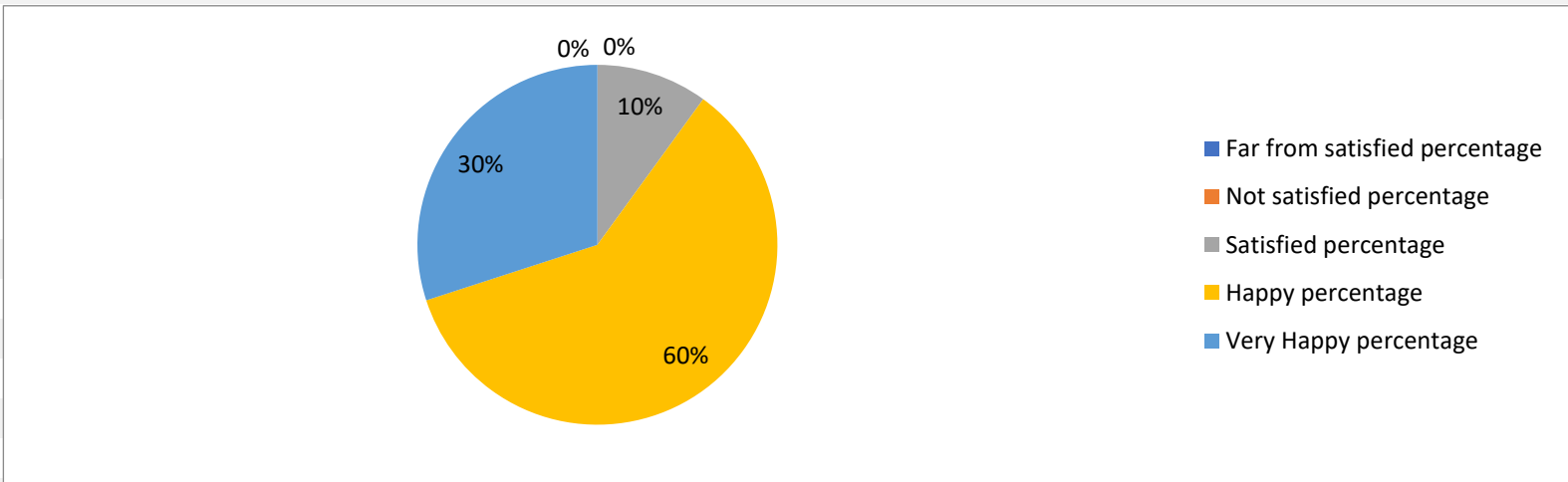
13. Relationship with seniors/peers/subordinates?

No .Of Employer	Far from satisfied	Not satisfied	Satisfied	Happy	Very Happy	Far from satisfied percentage	Not satisfied percentage	Satisfied percentage	Happy percentage	Very Happy percentage	
10	0	0	2		5	3	0	0	20	50	30



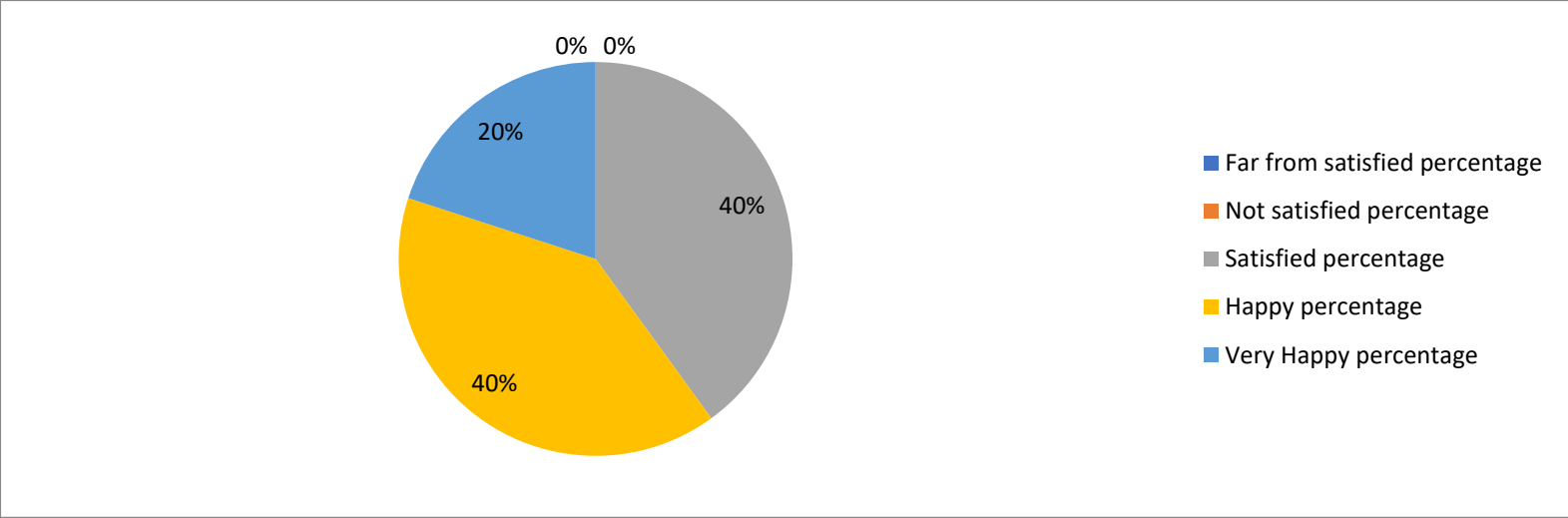
14. Involvement in social activities ?

No .Of Employer	Far from satisfied	Not satisfied	Satisfied	Happy	Very Happy	Far from satisfied percentage	Not satisfied percentage	Satisfied percentage	Happy percentage	Very Happy percentage	
10	0	0	1		6	3	0	0	10	60	30



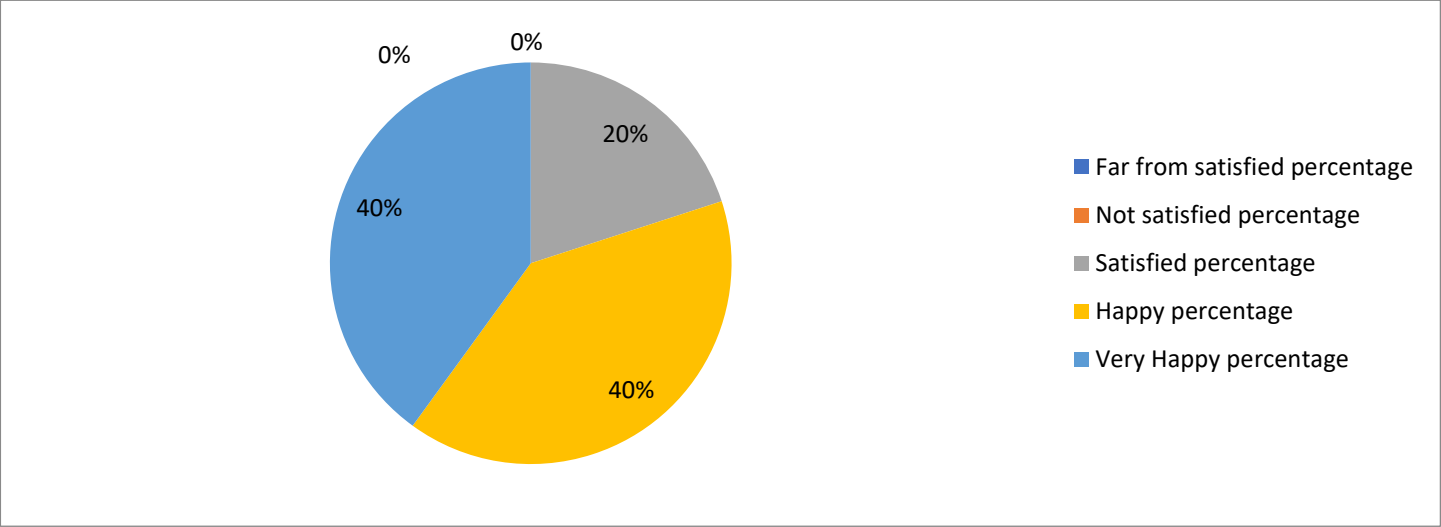
15. Ability to take up extra responsibility ?

No .Of Employer	Far from satisfied	Not satisfied	Satisfied	Happy	Very Happy	Far from satisfied percentage	Not satisfied percentage	Satisfied percentage	Happy percentage	Very Happy percentage	
10	0	0	4		4	2	0	0	40	40	20



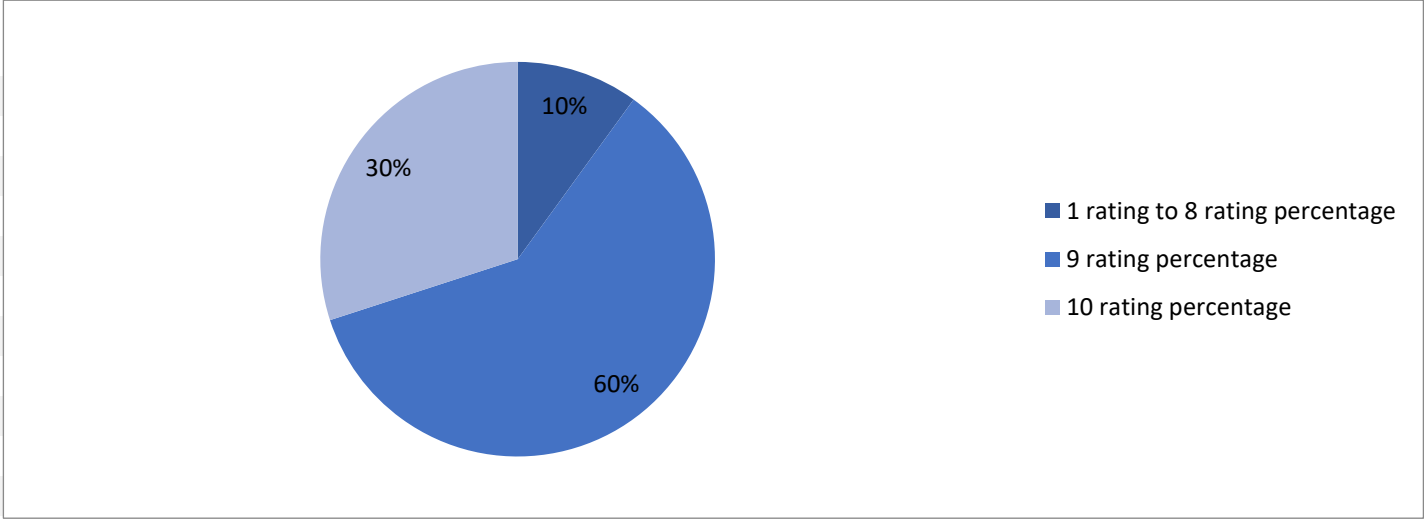
16. Obligation to work beyond schedule if required ?

No .Of Employer	Far from satisfied	Not satisfied	Satisfied	Happy	Very Happy	Far from satisfied percentage	Not satisfied percentage	Satisfied percentage	Happy percentage	Very Happy percentage	
10	0	0	2		4	4	0	0	20	40	40



17. On scale of 1 to 10 how do you rate your overall satisfaction with Sri Bhuvanendra College students and the curriculum ?

No .Of Employer	1 rating to 8 rating	9 rating	10 rating	1 rating to 8 rating percentage	9 rating percentage	10 rating percentage
10	1	6	3	10	60	30





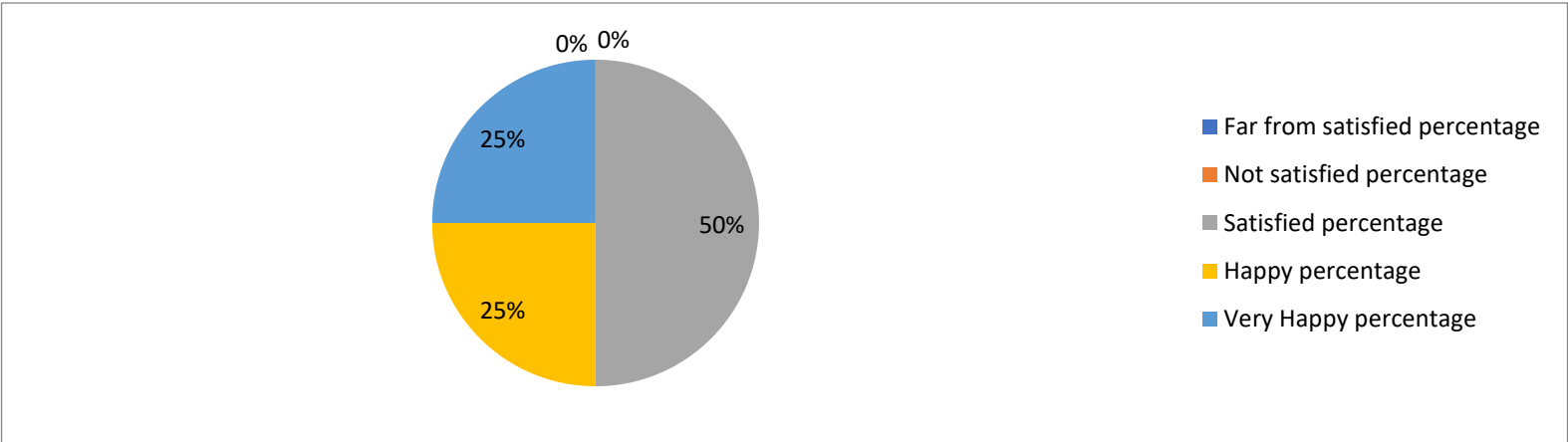
Sri Bhuvanendra College, Karkala

Employer feedback 2020-21

How satisfied are you with the students work performance in each of these areas:

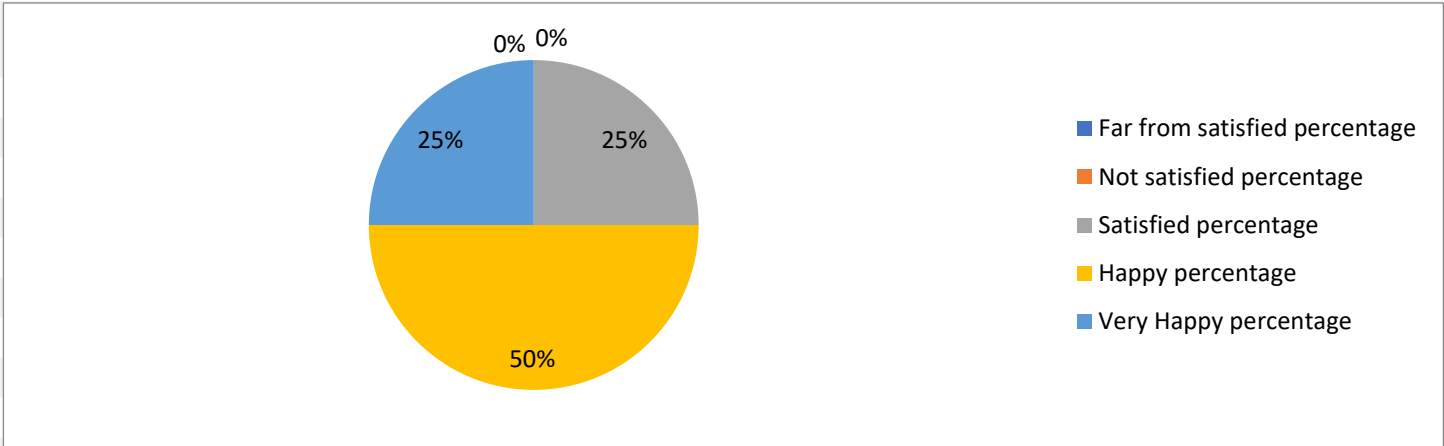
1. General Communication Skills?

No .Of Employer	Far from satisfied	Not satisfied	Satisfied	Happy	Very Happy	Far from satisfied percentage	Not satisfied percentage	Satisfied percentage	Happy percentage	Very Happy percentage
8	0	0	4	2	2	0	0	50	25	25



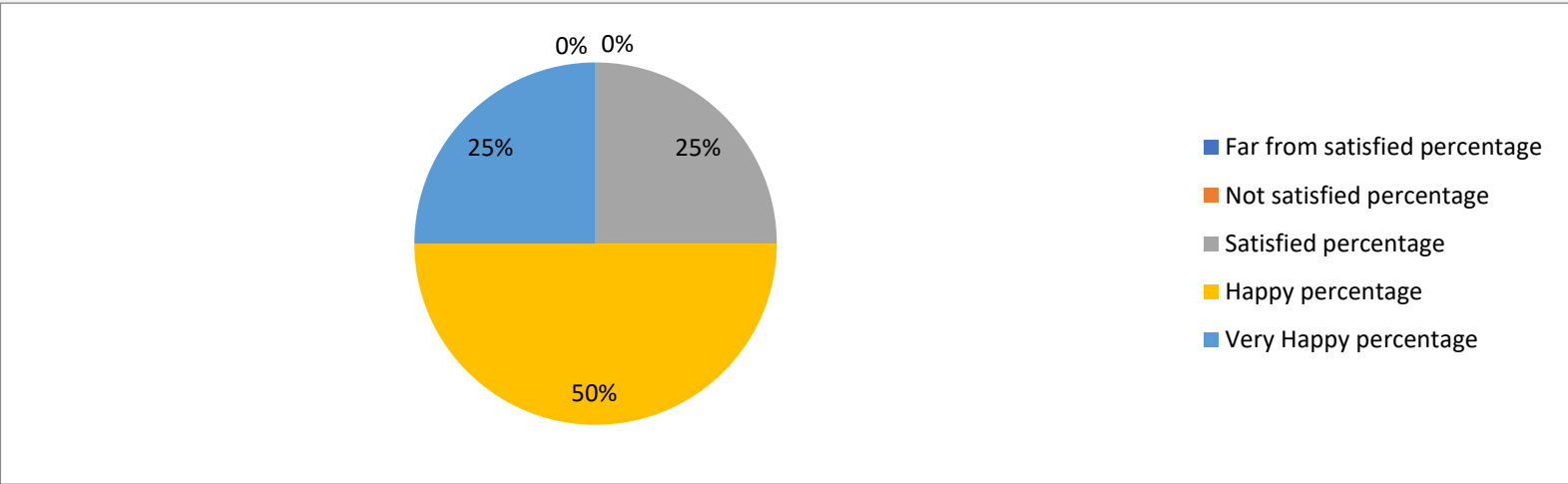
2. Developing practical solutions to work place problems?

No .Of Employer	Far from satisfied	Not satisfied	Satisfied	Happy	Very Happy	Far from satisfied percentage	Not satisfied percentage	Satisfied percentage	Happy percentage	Very Happy percentage
8	0	0	2	4	2	0	0	25	50	25



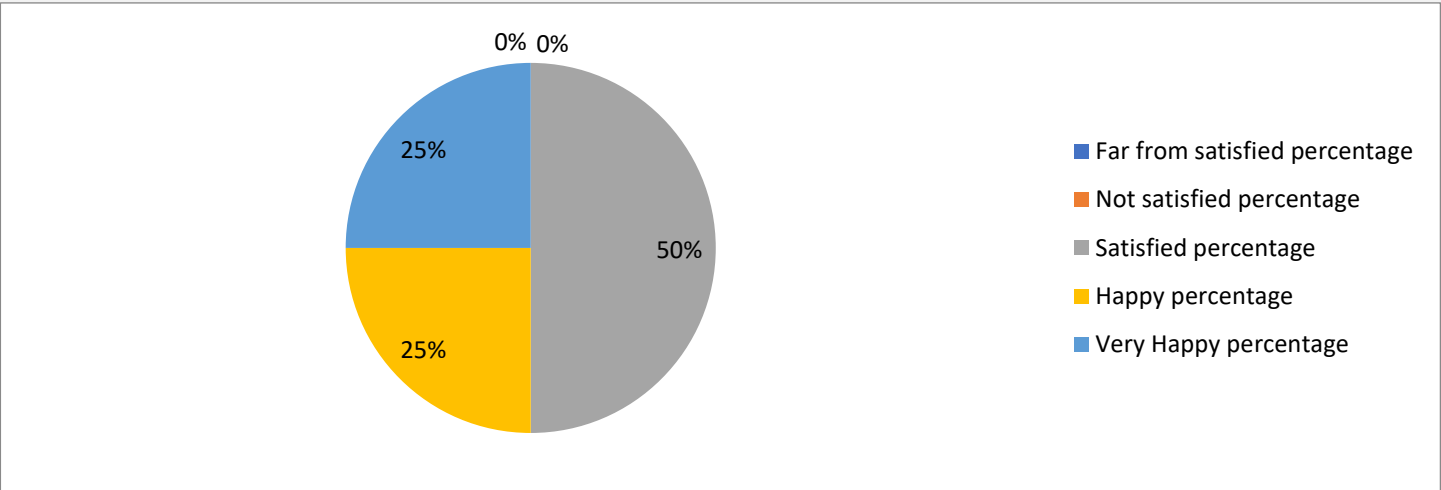
3. Working as a part of team?

No .Of Employer	Far from satisfied	Not satisfied	Satisfied	Happy	Very Happy	Far from satisfied percentage	Not satisfied percentage	Satisfied percentage	Happy percentage	Very Happy percentage	
8	0	0	2		4	2	0	0	25	50	25



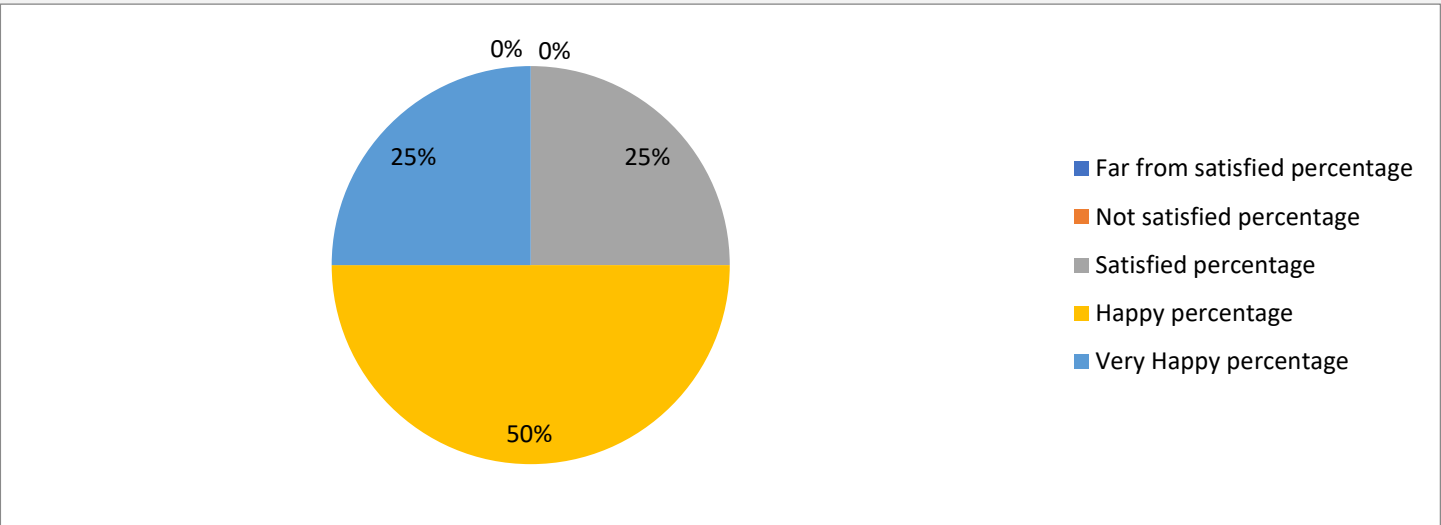
4. Creative in response to workplace challenges?

No .Of Employer	Far from satisfied	Not satisfied	Satisfied	Happy	Very Happy	Far from satisfied percentage	Not satisfied percentage	Satisfied percentage	Happy percentage	Very Happy percentage	
8	0	0	4		2	2	0	0	50	25	25



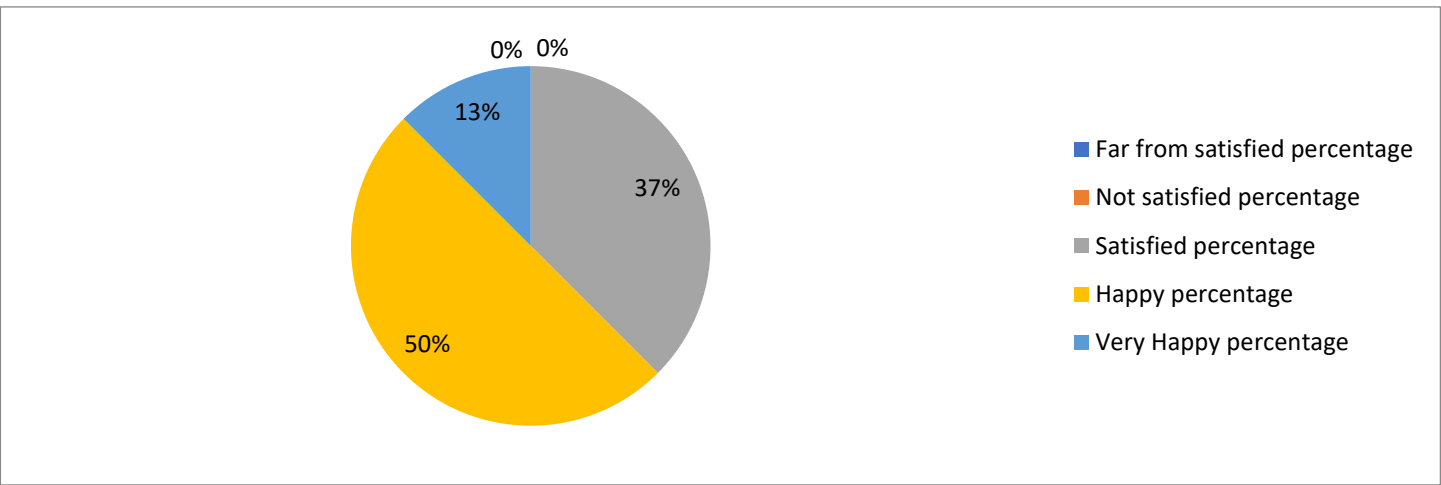
5. Their planning and organization skills?

No .Of Employer	Far from satisfied	Not satisfied	Satisfied	Happy	Very Happy	Far from satisfied percentage	Not satisfied percentage	Satisfied percentage	Happy percentage	Very Happy percentage	
8	0	0	2		4	2	0	0	25	50	25



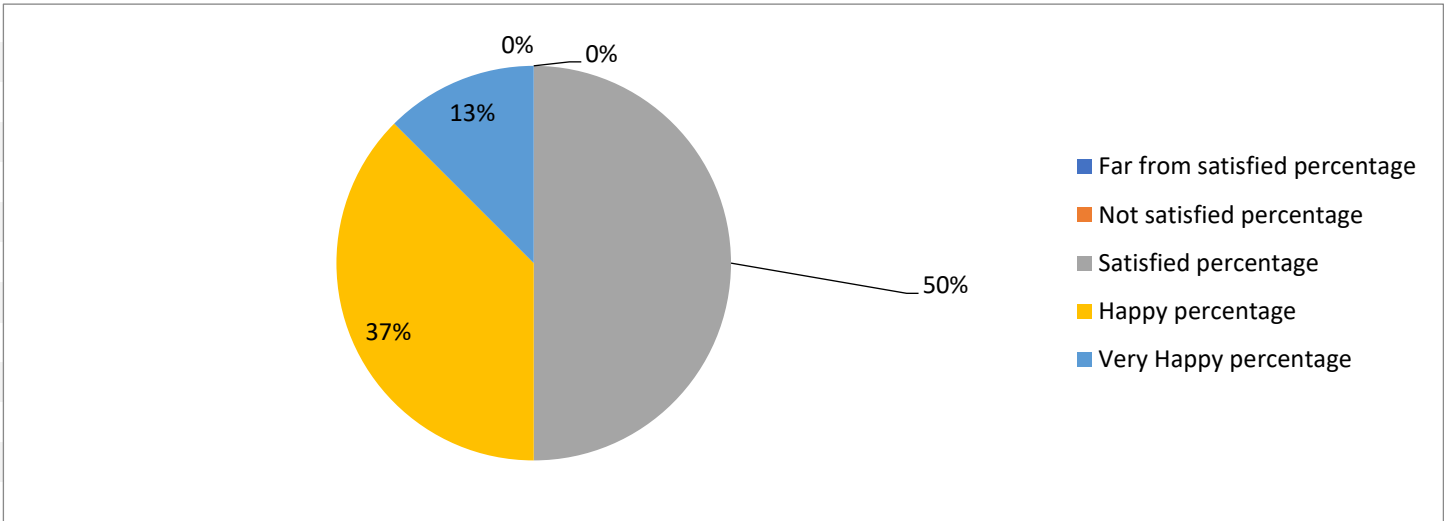
6. Self motivated and taking on appropriate level of responsibility?

No .Of Employer	Far from satisfied	Not satisfied	Satisfied	Happy	Very Happy	Far from satisfied percentage	Not satisfied percentage	Satisfied percentage	Happy percentage	Very Happy percentage	
8	0	0	3		4	1	0	0	37.5	50	12.5



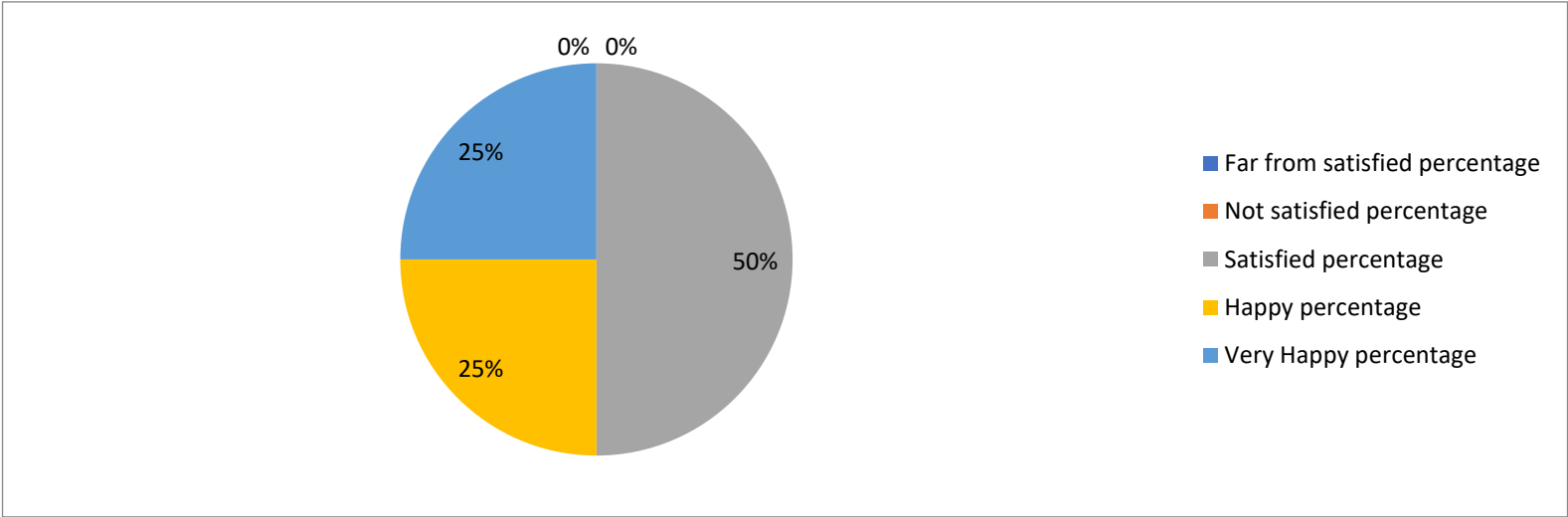
7. Open to new ideas and learning new techniques?

No .Of Employer	Far from satisfied	Not satisfied	Satisfied	Happy	Very Happy	Far from satisfied percentage	Not satisfied percentage	Satisfied percentage	Happy percentage	Very Happy percentage	
8	0	0	4		3	1	0	0	50	37.5	12.5



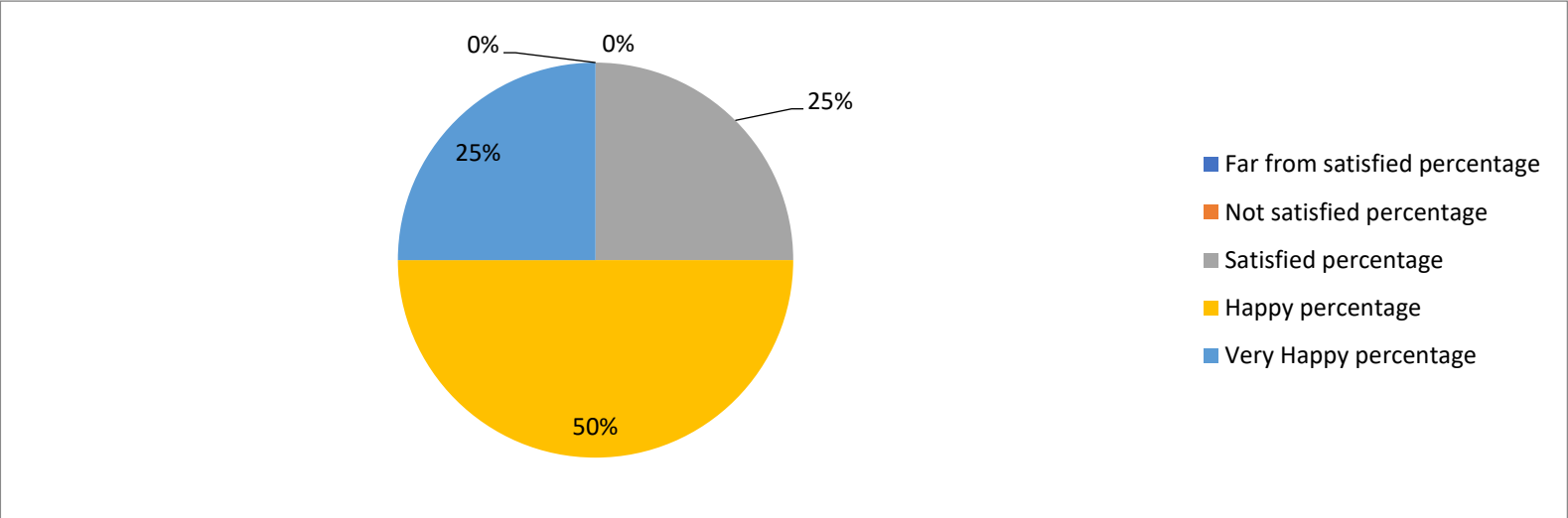
8. Using technology and workplace equipment?

No .Of Employer	Far from satisfied	Not satisfied	Satisfied	Happy	Very Happy	Far from satisfied percentage	Not satisfied percentage	Satisfied percentage	Happy percentage	Very Happy percentage	
8	0	0	4		2	2	0	0	50	25	25



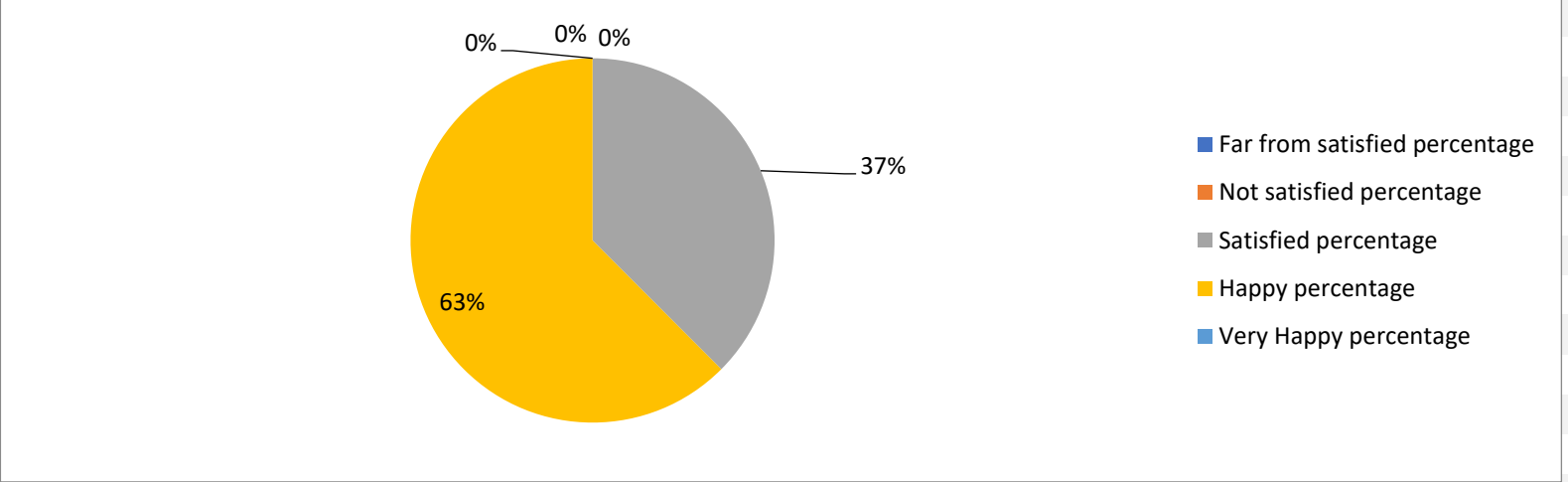
9. Ability to contribute to the goal of the organization?

No .Of Employer	Far from satisfied	Not satisfied	Satisfied	Happy	Very Happy	Far from satisfied percentage	Not satisfied percentage	Satisfied percentage	Happy percentage	Very Happy percentage	
8	0	0	2		4	2	0	0	25	50	25



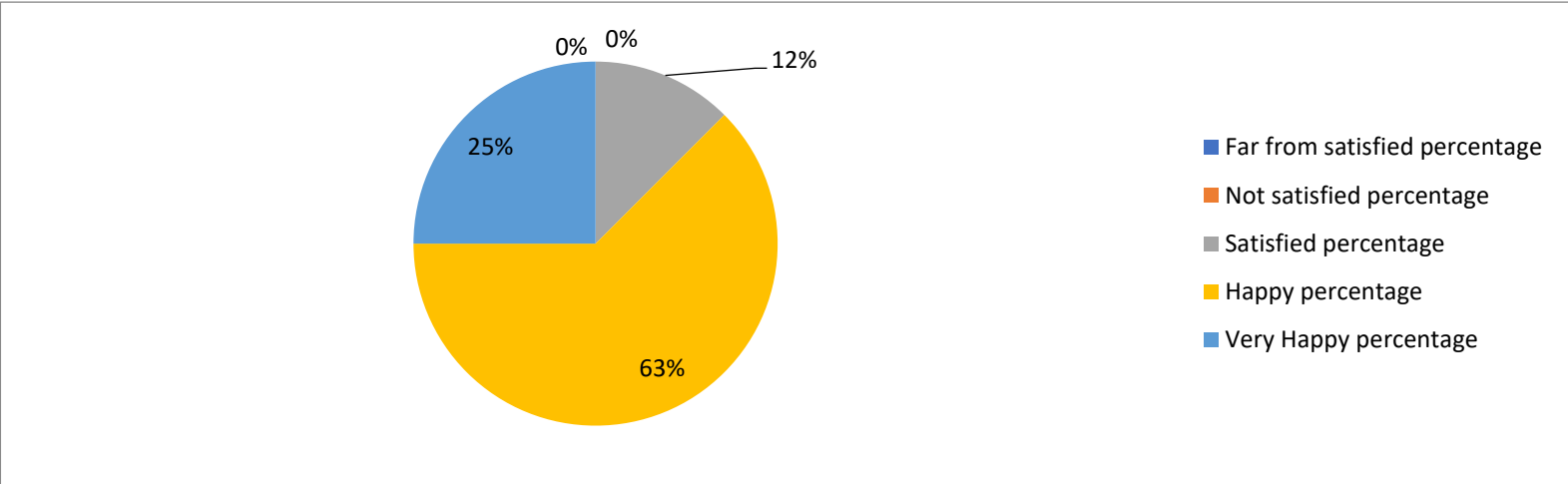
10. Technical knowledge/skill?

No .Of Employer	Far from satisfied	Not satisfied	Satisfied	Happy	Very Happy	Far from satisfied percentage	Not satisfied percentage	Satisfied percentage	Happy percentage	Very Happy percentage	
8	0	0	3		5	0	0	0	37.5	62.5	0



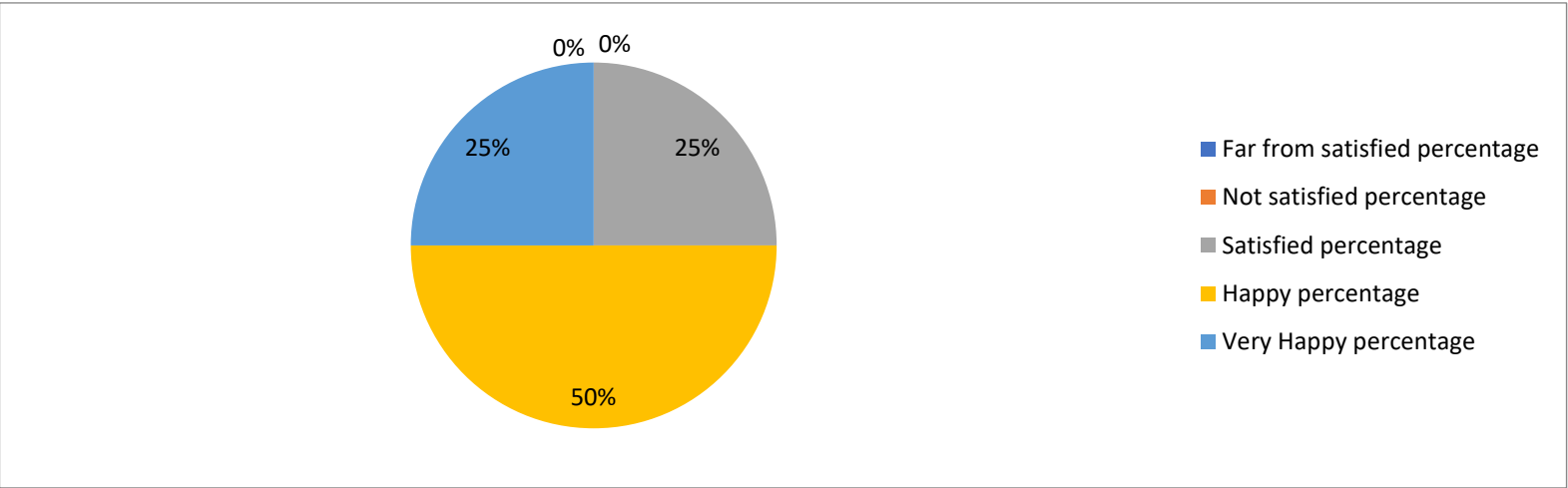
11. Ability to manage/leadership qualities?

No .Of Employer	Far from satisfied	Not satisfied	Satisfied	Happy	Very Happy	Far from satisfied percentage	Not satisfied percentage	Satisfied percentage	Happy percentage	Very Happy percentage	
8	0	0	1		5	2	0	0	12.5	62.5	25



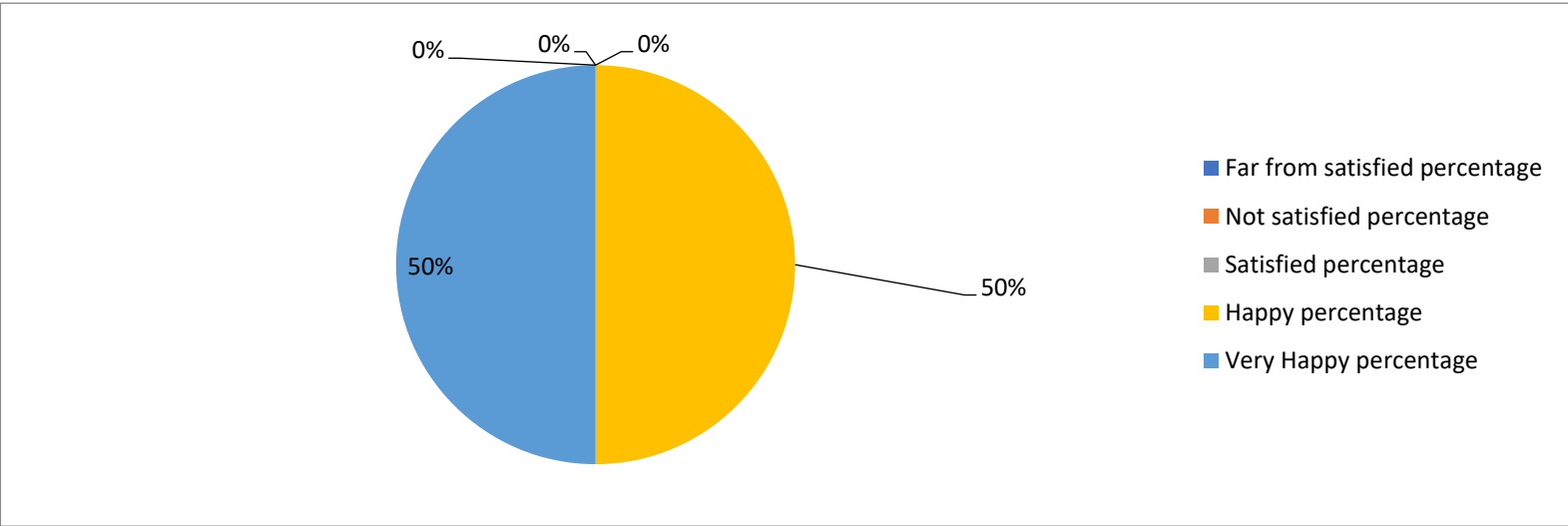
12. Innovativeness, creativity?

No .Of Employer	Far from satisfied	Not satisfied	Satisfied	Happy	Very Happy	Far from satisfied percentage	Not satisfied percentage	Satisfied percentage	Happy percentage	Very Happy percentage	
8	0	0	2		4	2	0	0	25	50	25



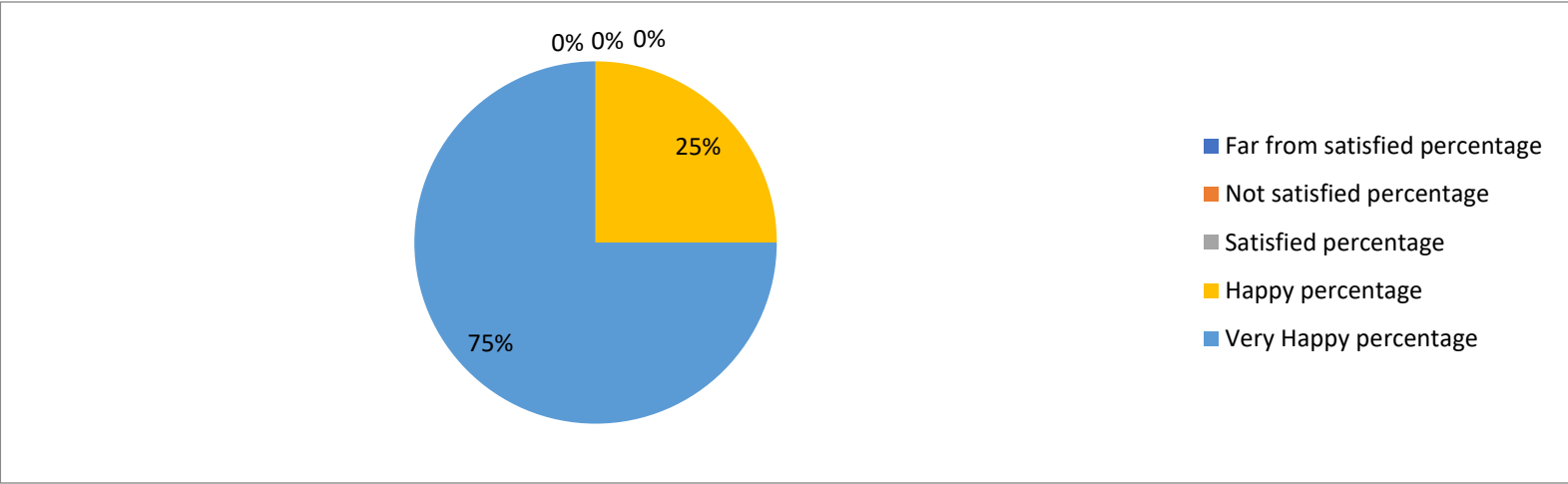
13. Relationship with seniors/peers/subordinates?

No .Of Employer	Far from satisfied	Not satisfied	Satisfied	Happy	Very Happy	Far from satisfied percentage	Not satisfied percentage	Satisfied percentage	Happy percentage	Very Happy percentage
8	0	0	0		4	4	0	0	50	50



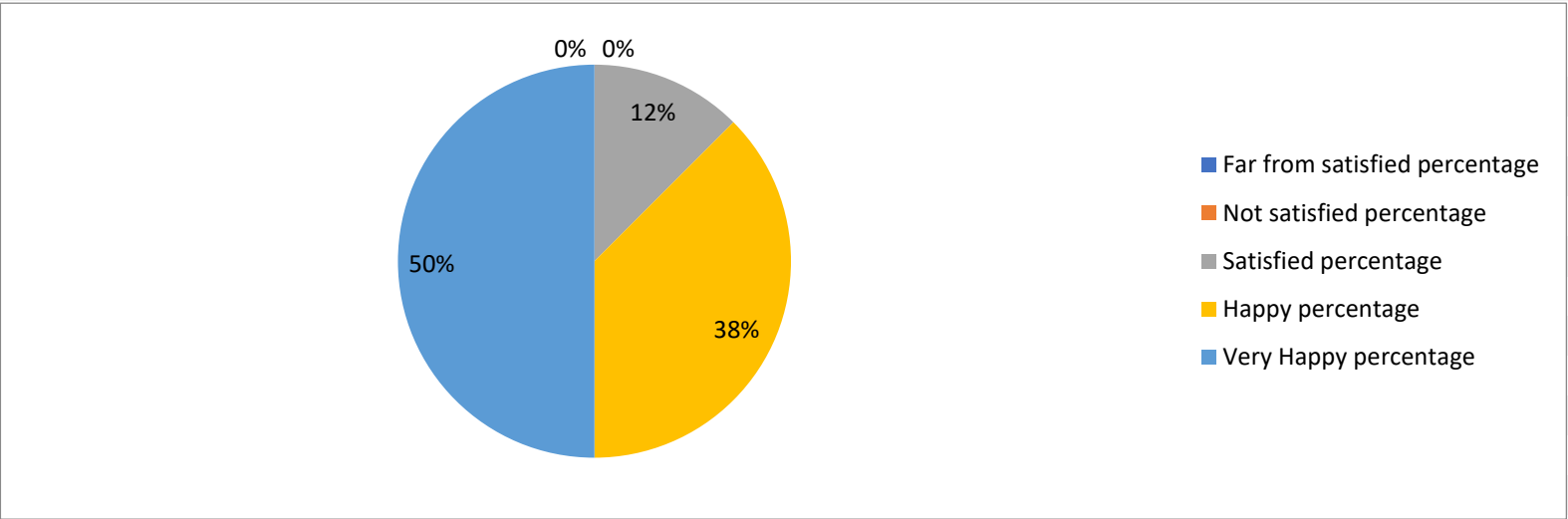
14. Involvement in social activities ?

No .Of Employer	Far from satisfied	Not satisfied	Satisfied	Happy	Very Happy	Far from satisfied percentage	Not satisfied percentage	Satisfied percentage	Happy percentage	Very Happy percentage
8	0	0	0		2	6	0	0	25	75



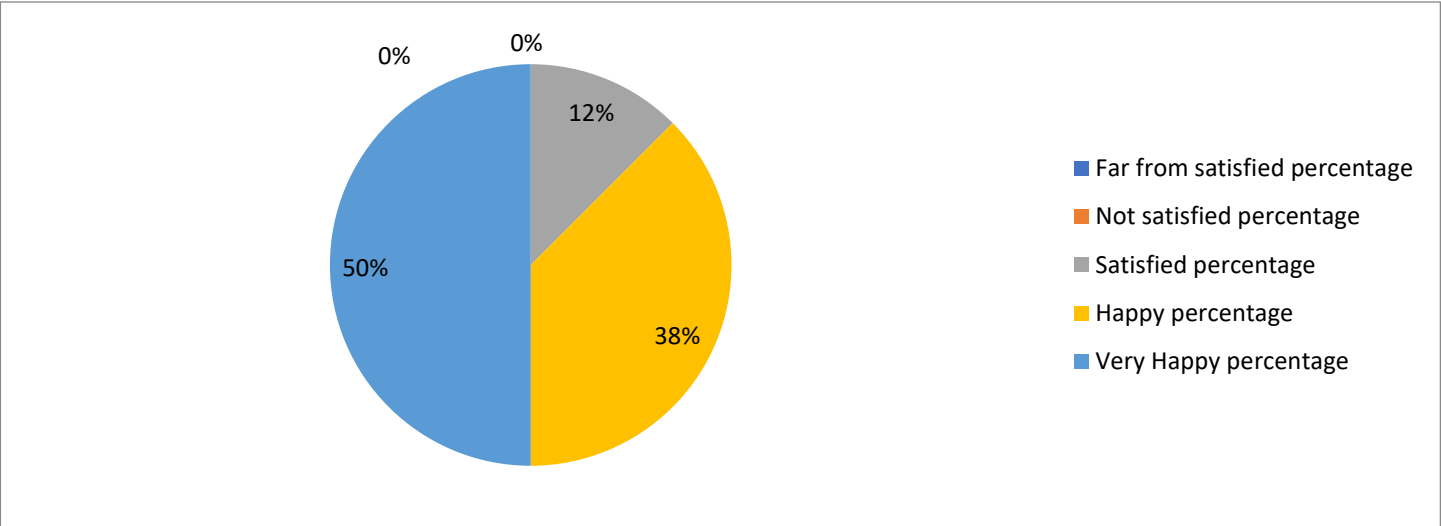
15. Ability to take up extra responsibility ?

No .Of Employer	Far from satisfied	Not satisfied	Satisfied	Happy	Very Happy	Far from satisfied percentage	Not satisfied percentage	Satisfied percentage	Happy percentage	Very Happy percentage	
8	0	0	1		3	4	0	0	12.5	37.5	50



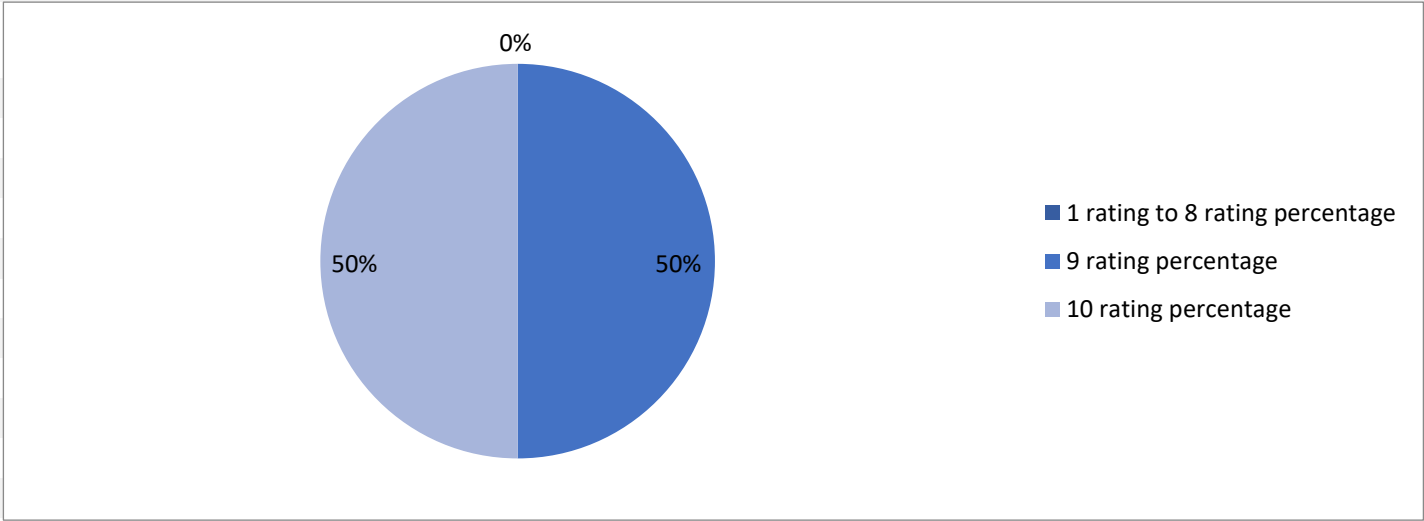
16. Obligation to work beyond schedule if required ?

No .Of Employer	Far from satisfied	Not satisfied	Satisfied	Happy	Very Happy	Far from satisfied percentage	Not satisfied percentage	Satisfied percentage	Happy percentage	Very Happy percentage	
8	0	0	1		3	4	0	0	12.5	37.5	50



17. On scale of 1 to 10 how do you rate your overall satisfaction with Sri Bhuvanendra College students and the curriculum ?

No .Of Employer	1 rating to 8 rating	9 rating	10 rating	1 rating to 8 rating percentage	9 rating percentage	10 rating percentage
8	0	4	4	0	50	50



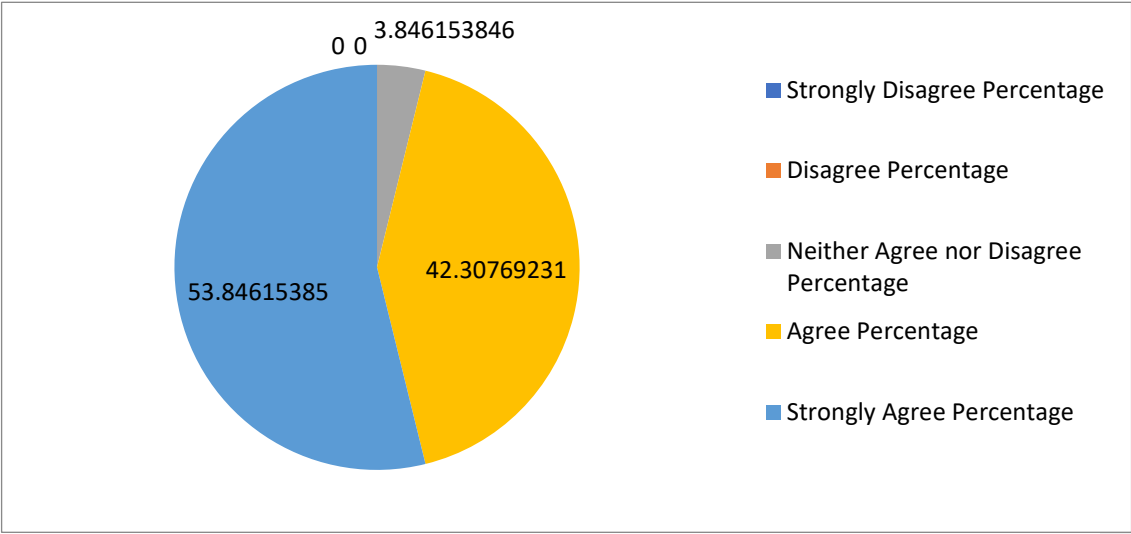


Sri Bhuvanendra College, Karkala

Teachers Feedback 2016-17

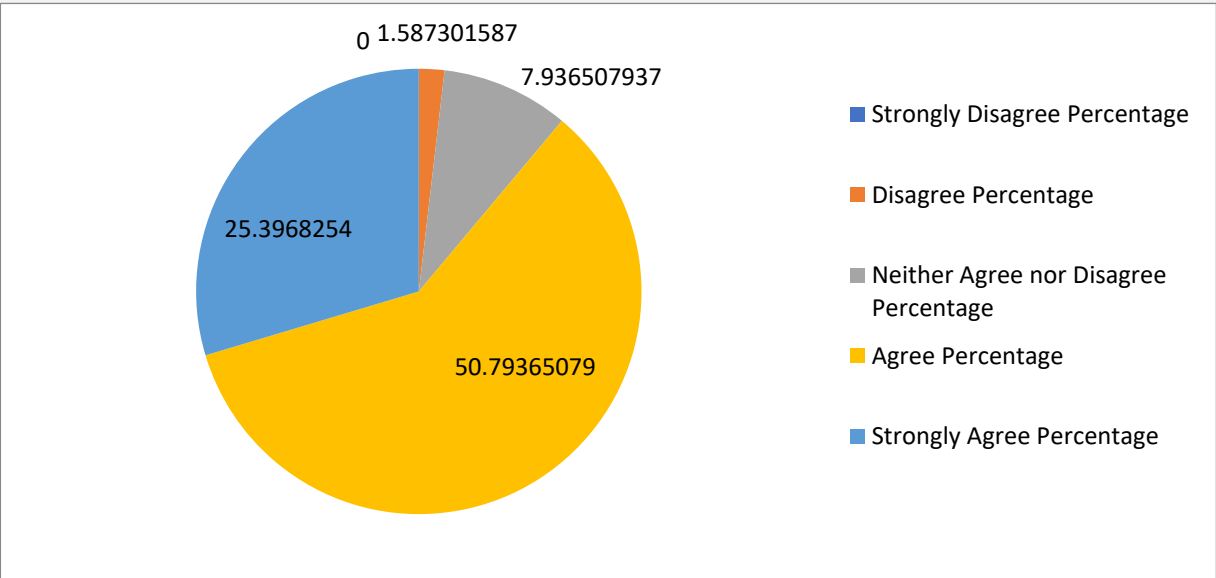
1. The courses / syllabi taught by me have a good balance between theory and application :

NO OF TEACHERS	Strongly Disagree	Disagree	Neither Agree nor Disagree	Agree	Strongly Agree	Strongly Disagree Percentage	Disagree Percentage	Neither Agree nor Disagree Percentage	Agree Percentage	Strongly Agree Percentage
52	0	0	2	22	28	0	0	3.846153846	42.30769231	53.84615385



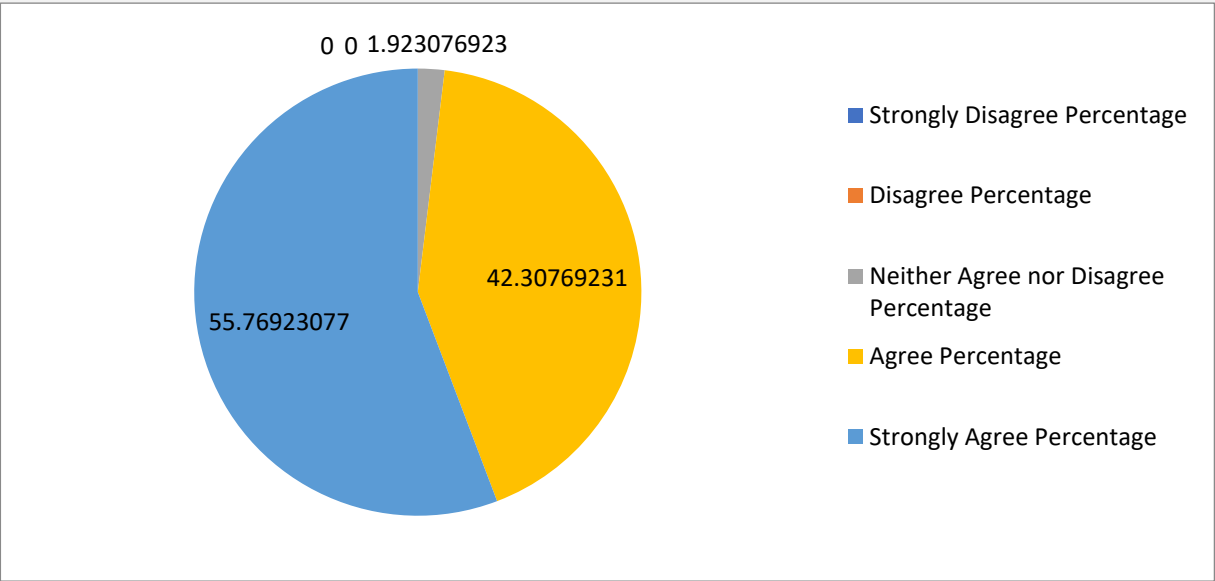
2. The objectives of the syllabi are well defined:

NO OF TEACHERS	Strongly Disagree	Disagree	Neither Agree nor Disagree	Agree	Strongly Agree	Strongly Disagree Percentage	Disagree Percentage	Neither Agree nor Disagree Percentage	Agree Percentage	Strongly Agree Percentage
52	0	0	2	23	27	0	0	3.846153846	44.23076923	51.92307692



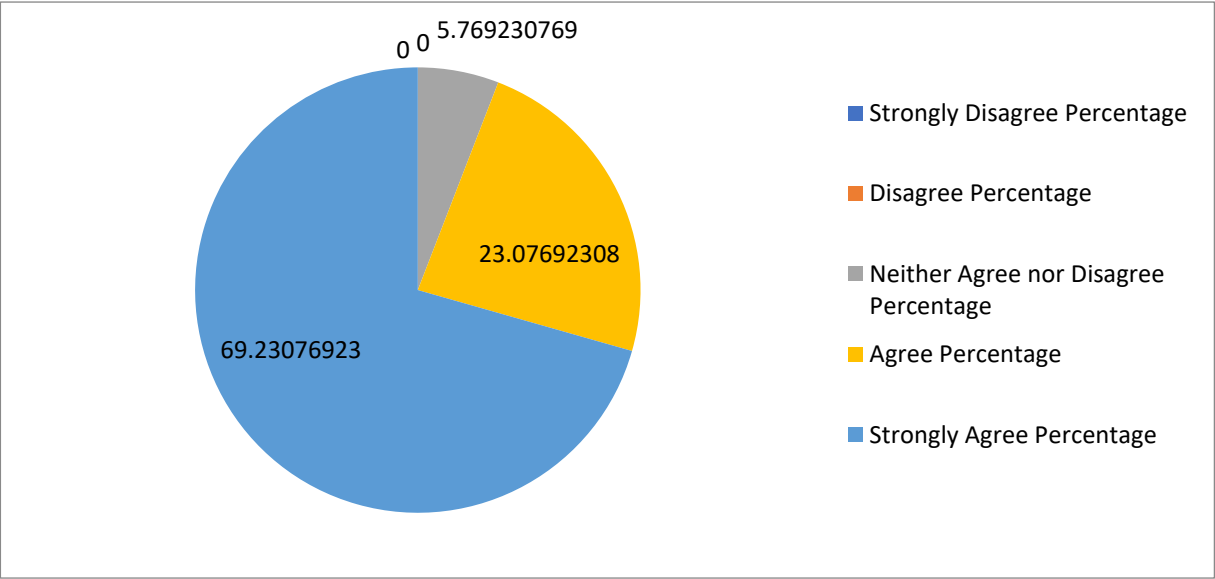
3. The books/journals etc. prescribed / listed as reference materials are relevant updated and cover the entire syllabi:

NO OF TEACHERS	Strongly Disagree	Disagree	Neither Agree nor Disagree	Agree	Strongly Agree	Strongly Disagree Percentage	Disagree Percentage	Neither Agree nor Disagree Percentage	Agree Percentage	Strongly Agree Percentage
52	0	0	1	22	29	0	0	1.923076923	42.30769231	55.76923077



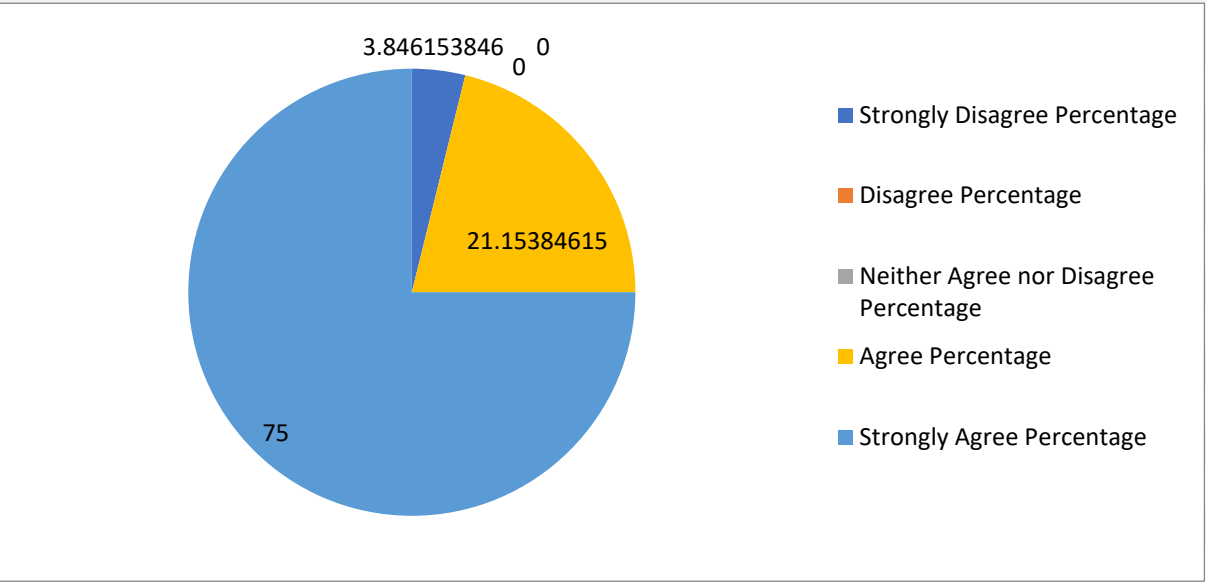
4. The courses / syllabi of the subjects taught by me increased my interest, knowledge and perspective in the subject area:

NO OF TEACHERS	Strongly Disagree	Disagree	Neither Agree nor Disagree	Agree	Strongly Agree	Strongly Disagree Percentage	Disagree Percentage	Neither Agree nor Disagree Percentage	Agree Percentage	Strongly Agree Percentage
52	1	0	3	12	36	0	0	5.769230769	23.07692308	69.23076923



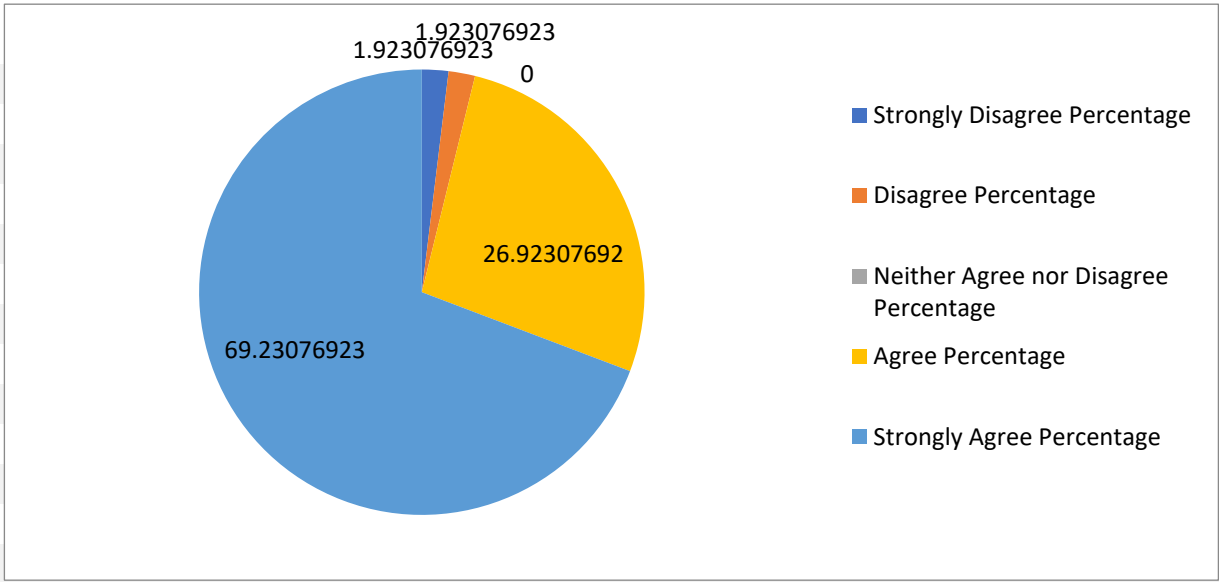
5. The college has given me full freedom to adopt new techniques / strategies of teaching such as group discussions, seminar presentations and learners' participation:

NO OF TEACHERS	Strongly Disagree	Disagree	Neither Agree nor Disagree	Agree	Strongly Agree	Strongly Disagree Percentage	Disagree Percentage	Neither Agree nor Disagree Percentage	Agree Percentage	Strongly Agree Percentage
52	2	0	0	11	39	3.846153846	0	0	21.15384615	75



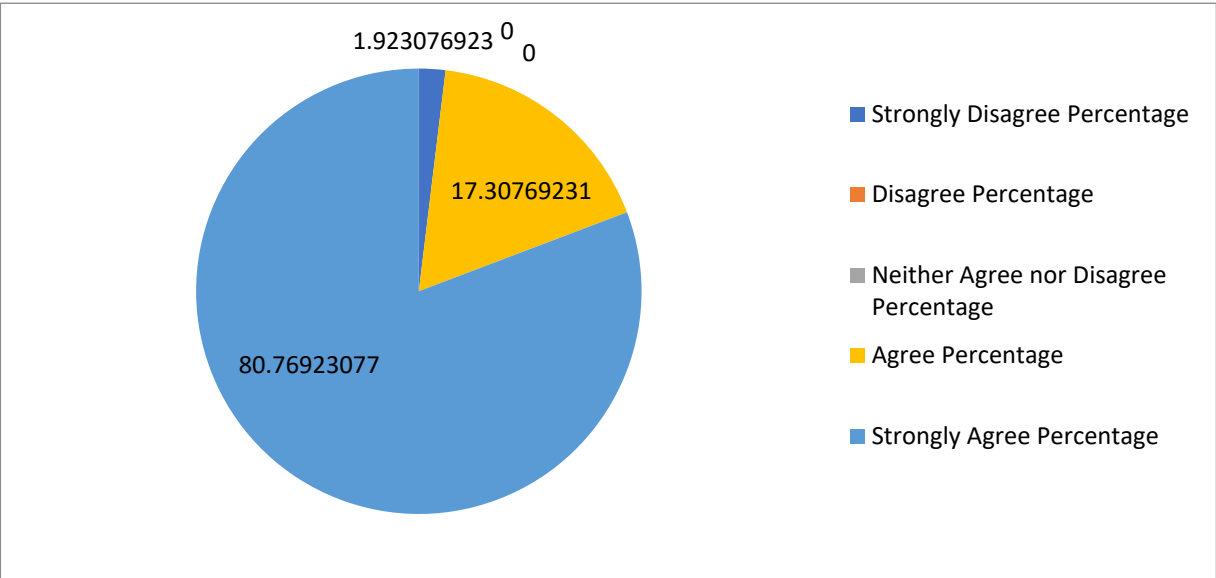
6. I have the freedom to adopt new techniques / strategies of testing and assessment of students:

NO OF TEACHERS	Strongly Disagree	Disagree	Neither Agree nor Disagree	Agree	Strongly Agree	Strongly Disagree Percentage	Disagree Percentage	Neither Agree nor Disagree Percentage	Agree Percentage	Strongly Agree Percentage
52	1	1	0	14	36	1.923076923	1.923076923	0	26.92307692	69.23076923



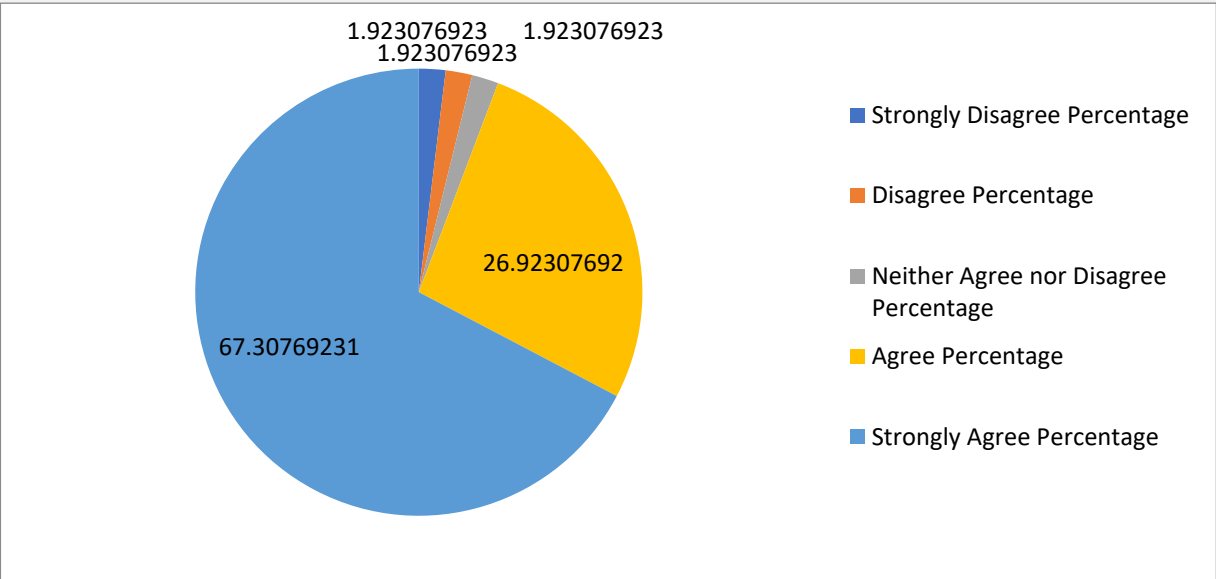
7. Tests and examinations are conducted well in time with proper coverage of all units in the syllabus:

NO OF TEACHERS	Strongly Disagree	Disagree	Neither Agree nor Disagree	Agree	Strongly Agree	Strongly Disagree Percentage	Disagree Percentage	Neither Agree nor Disagree Percentage	Agree Percentage	Strongly Agree Percentage
52	1	0	0	9	42	1.923076923	0	0	17.30769231	80.76923077



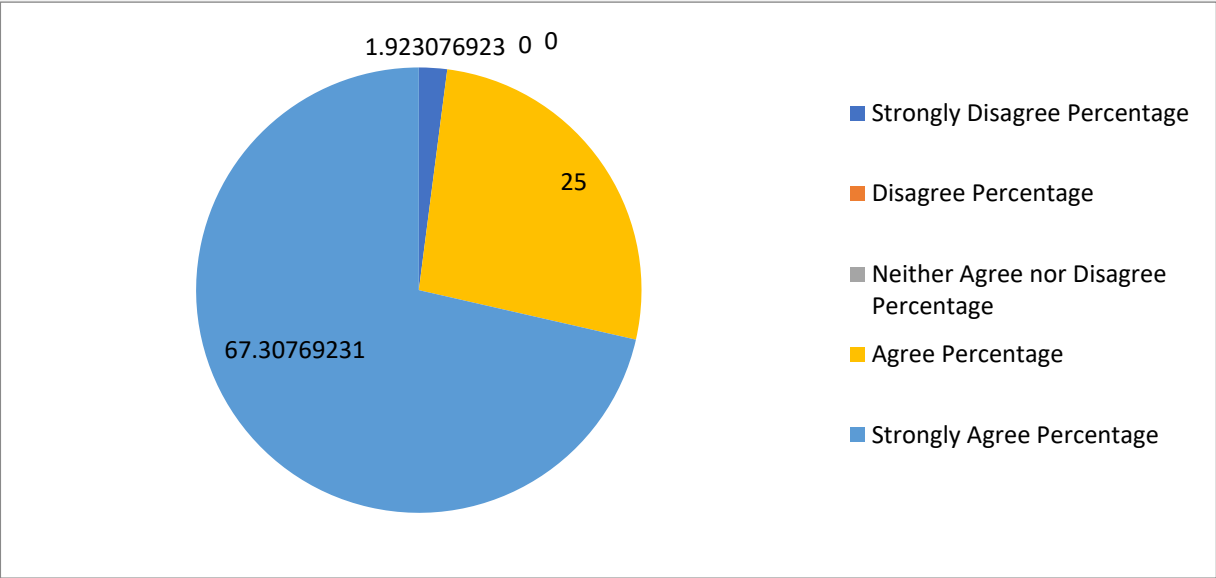
8. The prescribed books are available in the Library in Sufficient numbers:

NO OF TEACHERS	Strongly Disagree	Disagree	Neither Agree nor Disagree	Agree	Strongly Agree	Strongly Disagree Percentage	Disagree Percentage	Neither Agree nor Disagree Percentage	Agree Percentage	Strongly Agree Percentage
52	1	1	1	14	35	1.923076923	1.923076923	1.923076923	26.92307692	67.30769231



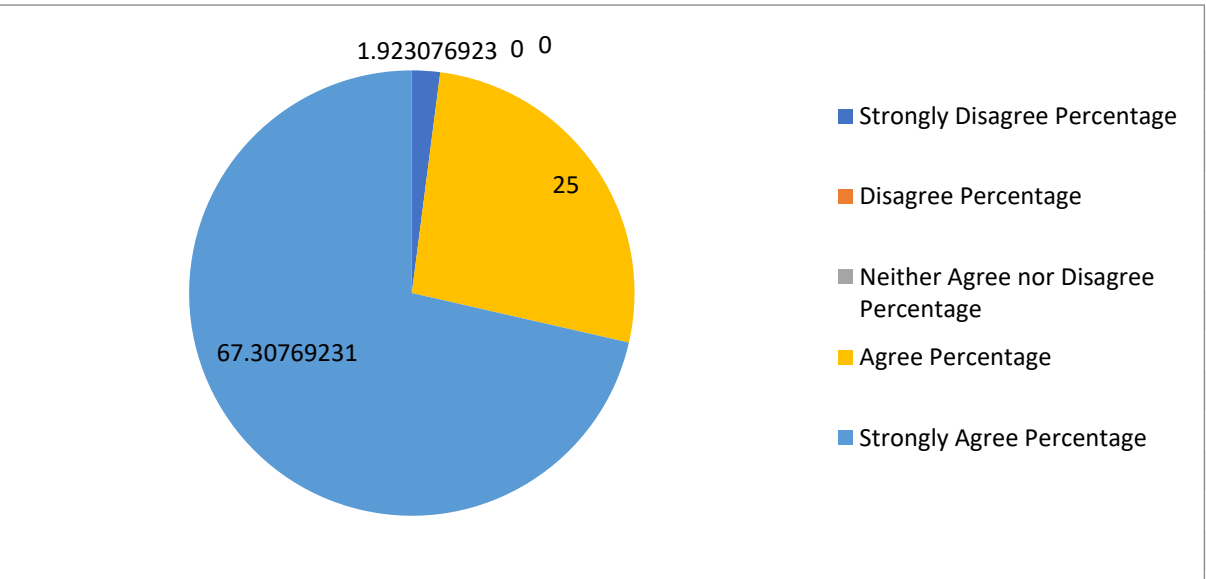
9. The environment in the College is conducive to teaching and research:

NO OF TEACHERS	Strongly Disagree	Disagree	Neither Agree nor Disagree	Agree	Strongly Agree	Strongly Disagree Percentage	Disagree Percentage	Neither Agree nor Disagree Percentage	Agree Percentage	Strongly Agree Percentage
52	1	0	0	13	35	1.923076923	0	0	25	67.30769231



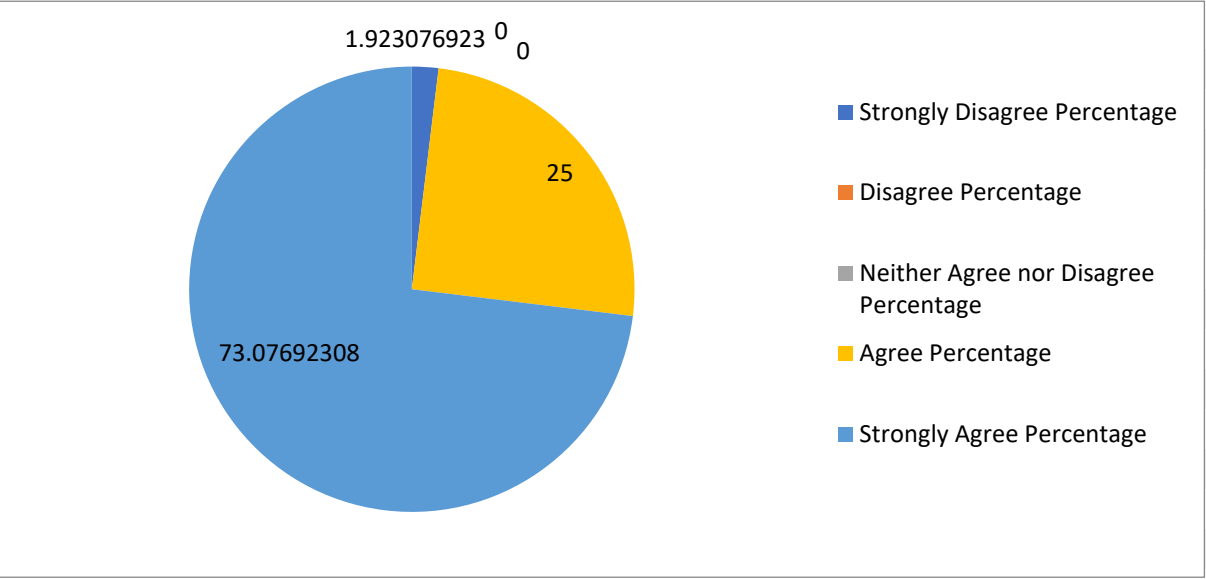
10. The administration is teacher friendly

NO OF TEACHERS	Strongly Disagree	Disagree	Neither Agree nor Disagree	Agree	Strongly Agree	Strongly Disagree Percentage	Disagree Percentage	Neither Agree nor Disagree Percentage	Agree Percentage	Strongly Agree Percentage
52	1	0	1	15	35	1.923076923	0	1.923076923	28.84615385	67.30769231



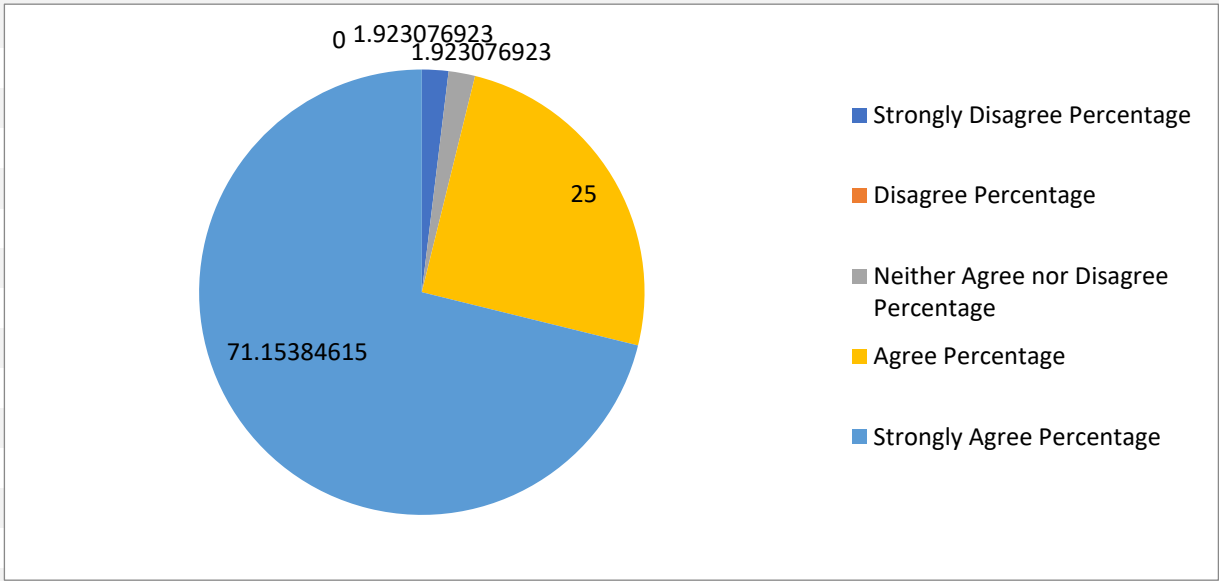
11. The college provides adequate opportunities and support to faculty members for upgrading their skills and qualifications

NO OF TEACHERS	Strongly Disagree	Disagree	Neither Agree nor Disagree	Agree	Strongly Agree	Strongly Disagree Percentage	Disagree Percentage	Neither Agree nor Disagree Percentage	Agree Percentage	Strongly Agree Percentage
52	1	0	0	13	38	1.923076923	0	0	25	73.07692308



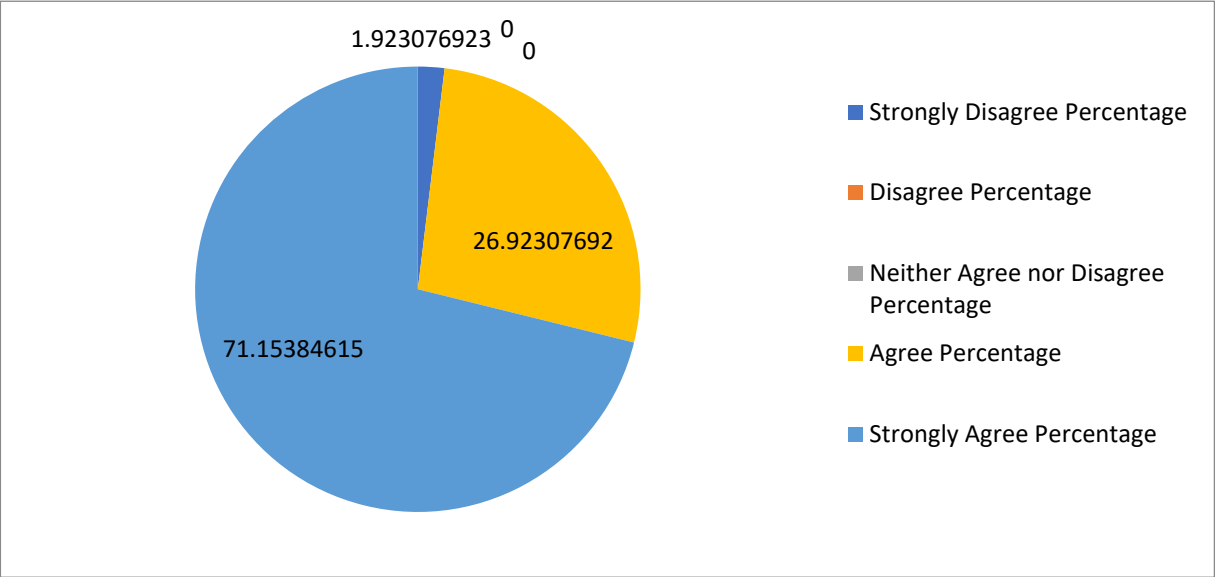
12. ICT facilities in the college are adequate and satisfactory

NO OF TEACHERS	Strongly Disagree	Disagree	Neither Agree nor Disagree	Agree	Strongly Agree	Strongly Disagree Percentage	Disagree Percentage	Neither Agree nor Disagree Percentage	Agree Percentage	Strongly Agree Percentage
52	1	0	1	13	37	1.923076923	0	1.923076923	25	71.15384615



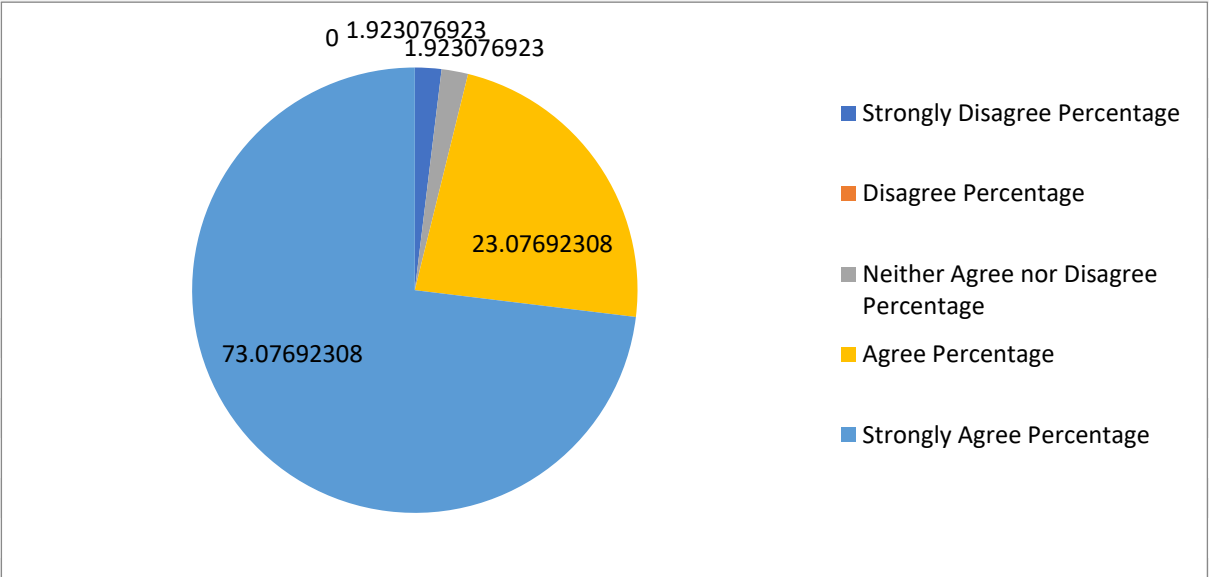
13. Separate space in college Canteen is available for Teachers

NO OF TEACHERS	Strongly Disagree	Disagree	Neither Agree nor Disagree	Agree	Strongly Agree	Strongly Disagree Percentage	Disagree Percentage	Neither Agree nor Disagree Percentage	Agree Percentage	Strongly Agree Percentage
52	1	0	0	14	37	1.923076923	0	0	26.92307692	71.15384615



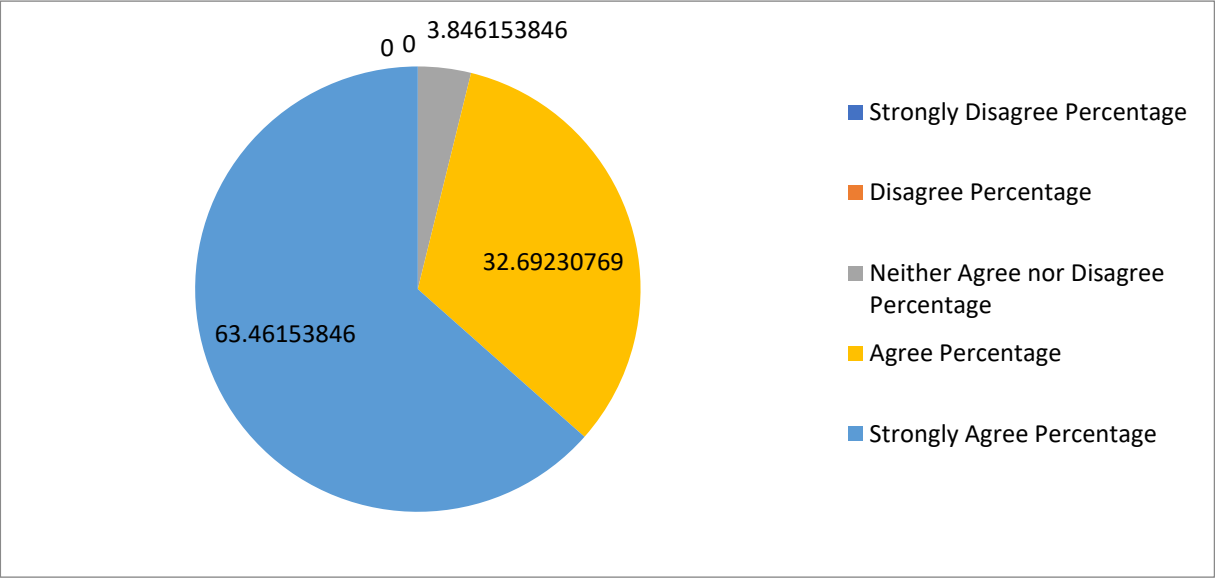
14. Toilets / washrooms are clean and properly maintained

NO OF TEACHERS	Strongly Disagree	Disagree	Neither Agree nor Disagree	Agree	Strongly Agree	Strongly Disagree Percentage	Disagree Percentage	Neither Agree nor Disagree Percentage	Agree Percentage	Strongly Agree Percentage
52	1	0	1	12	38	1.923076923	0	1.923076923	23.07692308	73.07692308



15. The classrooms are clean and well maintained:

NO OF TEACHERS	Strongly Disagree	Disagree	Neither Agree nor Disagree	Agree	Strongly Agree	Strongly Disagree Percentage	Disagree Percentage	Neither Agree nor Disagree Percentage	Agree Percentage	Strongly Agree Percentage
52	0	0	2	17	33	0	0	3.846153846	32.69230769	63.46153846



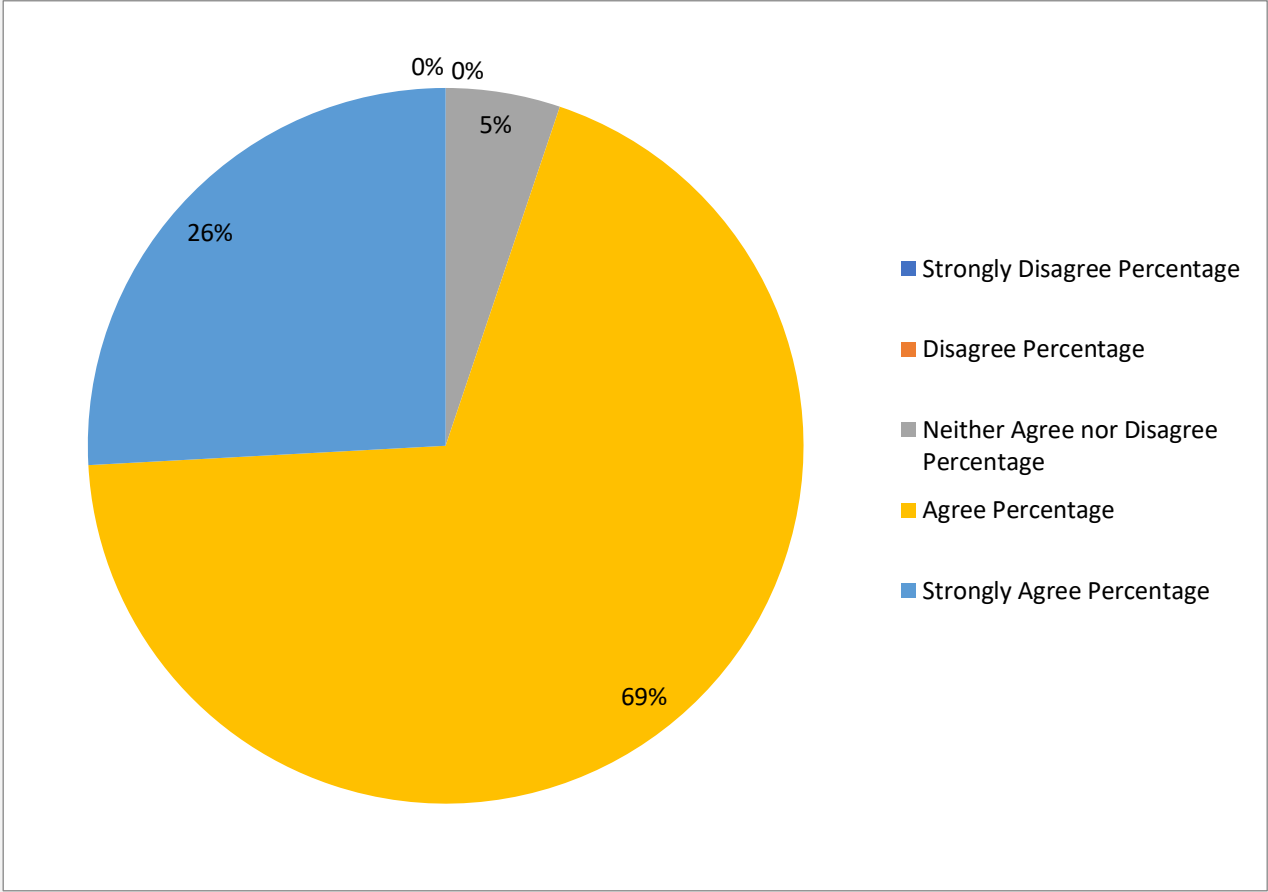


Sri Bhuvanendra College, Karkala

Teachers Feedback 2017-18

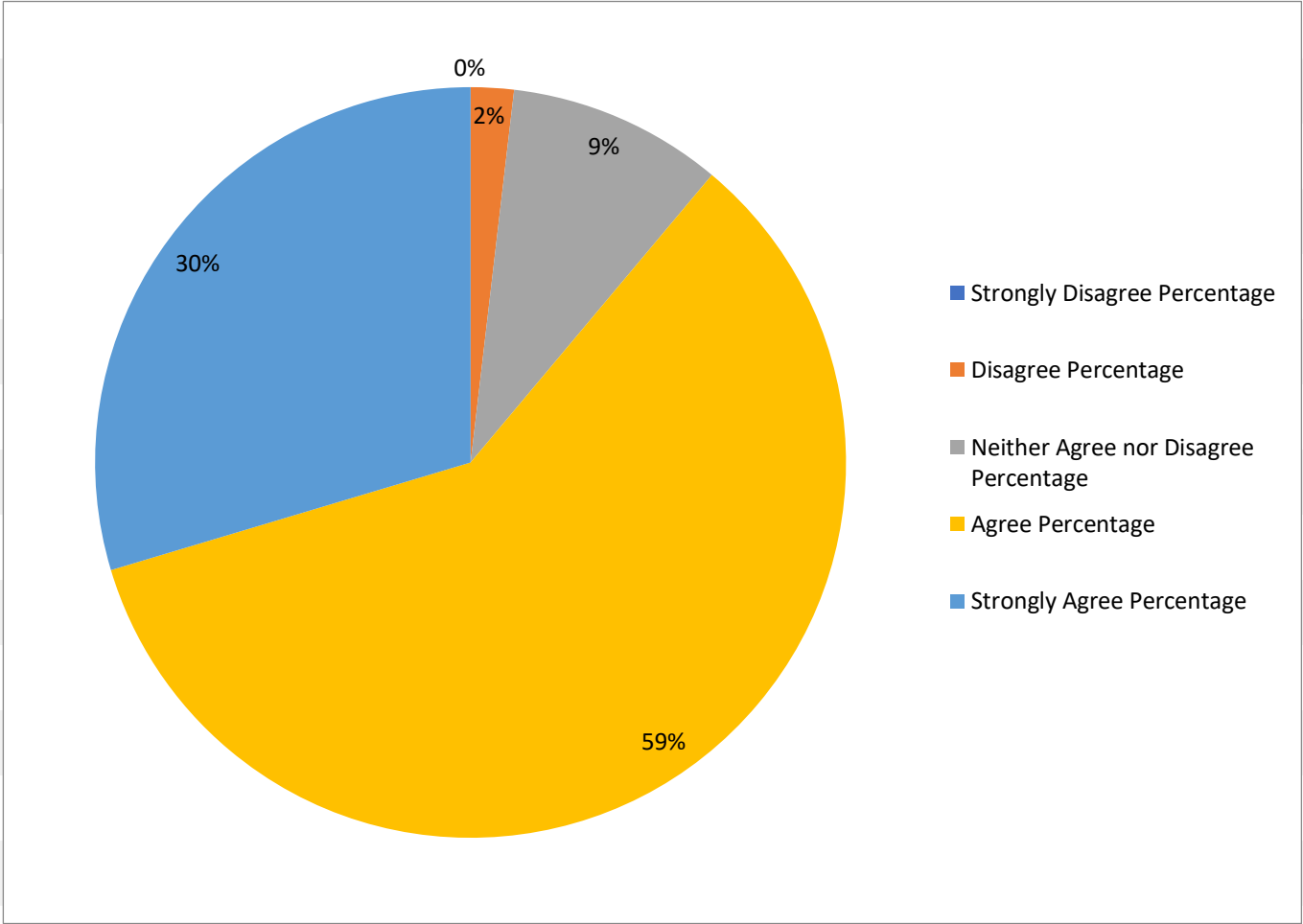
1. The courses / syllabi taught by me have a good balance between theory and application :

NO OF TEACHERS	Strongly Disagree	Disagre e	Neither Agree nor Disagree	Agre e	Strongly Agree	Strongly Disagree Percentage	Disagree Percentage	Neither Agree nor Disagree Percentage	Agree Percentage	Strongly Agree Percentage
63	0	0	3	40	15	0	0	4.761904762	63.49206349	23.80952381



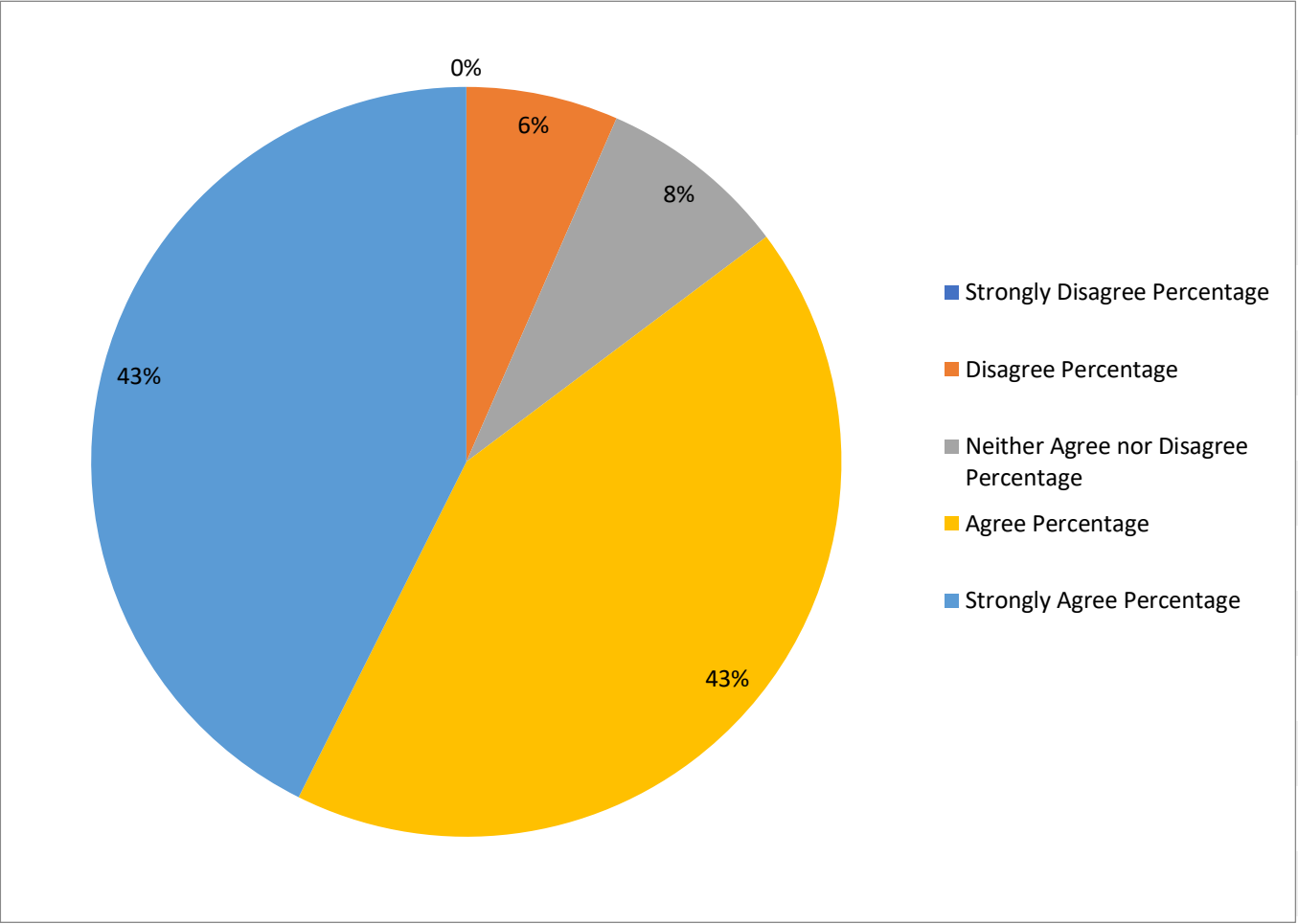
2. The objectives of the syllabi are well defined:

NO OF TEACHERS	Strongly Disagree	Disagre e	Neither Agree nor Disagree	Agre e	Strongly Agree	Strongly Disagree Percentage	Disagree Percentage	Neither Agree nor Disagree Percentage	Agree Percentage	Strongly Agree Percentage
63	0	1	5	32	16	0	1.587301587	7.936507937	50.79365079	25.3968254



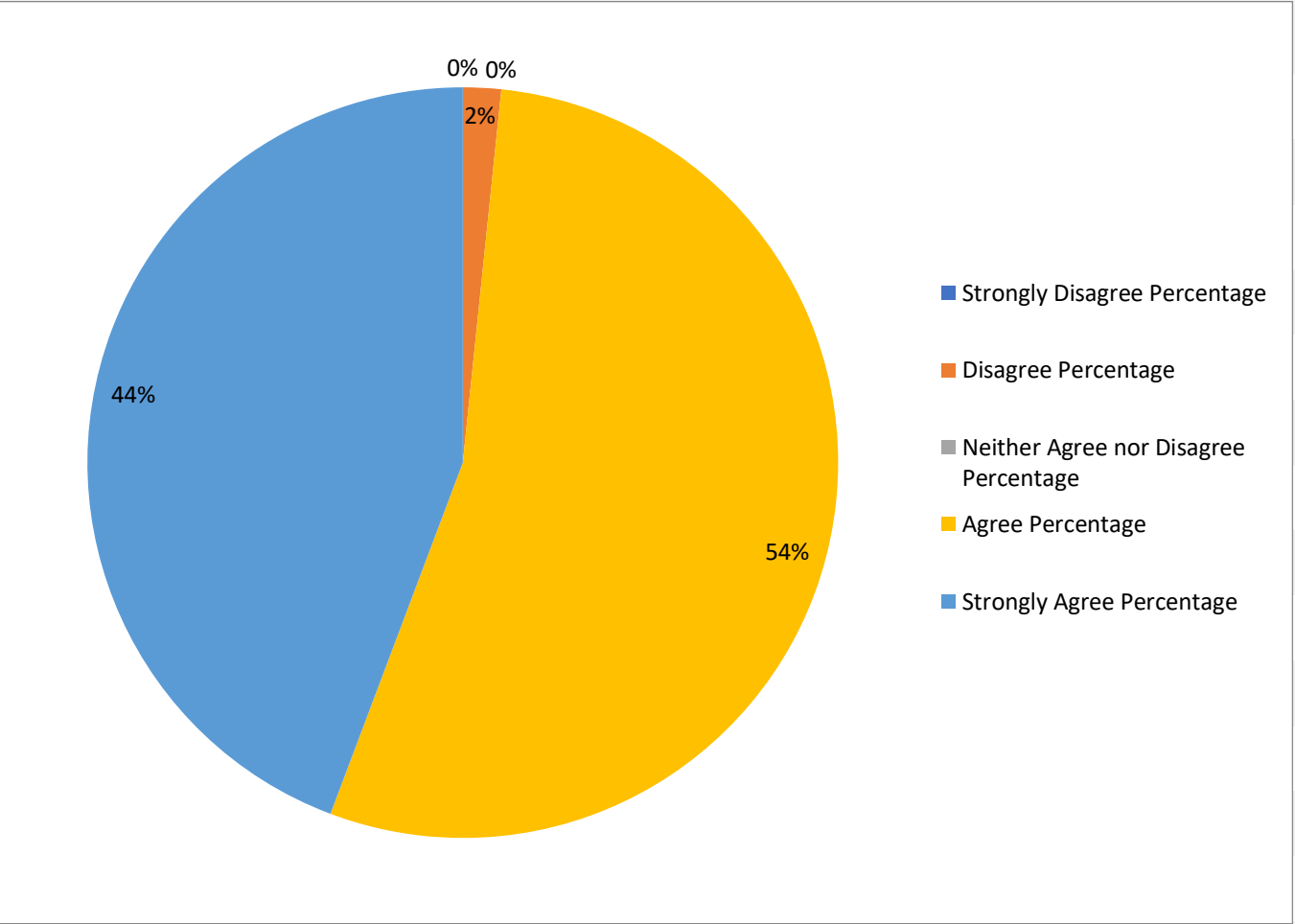
3. The books/journals etc. prescribed / listed as reference materials are relevant updated and cover the entire syllabi:

NO OF TEACHERS	Strongly Disagree	Disagre e	Neither Disagree	Agree nor	Agre e	Strongly Agree	Strongly Disagree Percentage	Disagree Percentage	Neither Agree nor Disagree Percentage	Agree Percentage	Strongly Agree Percentage
63	0	4	5		26	26	0	6 349206349	7 936507937	41 26984127	41 26984127



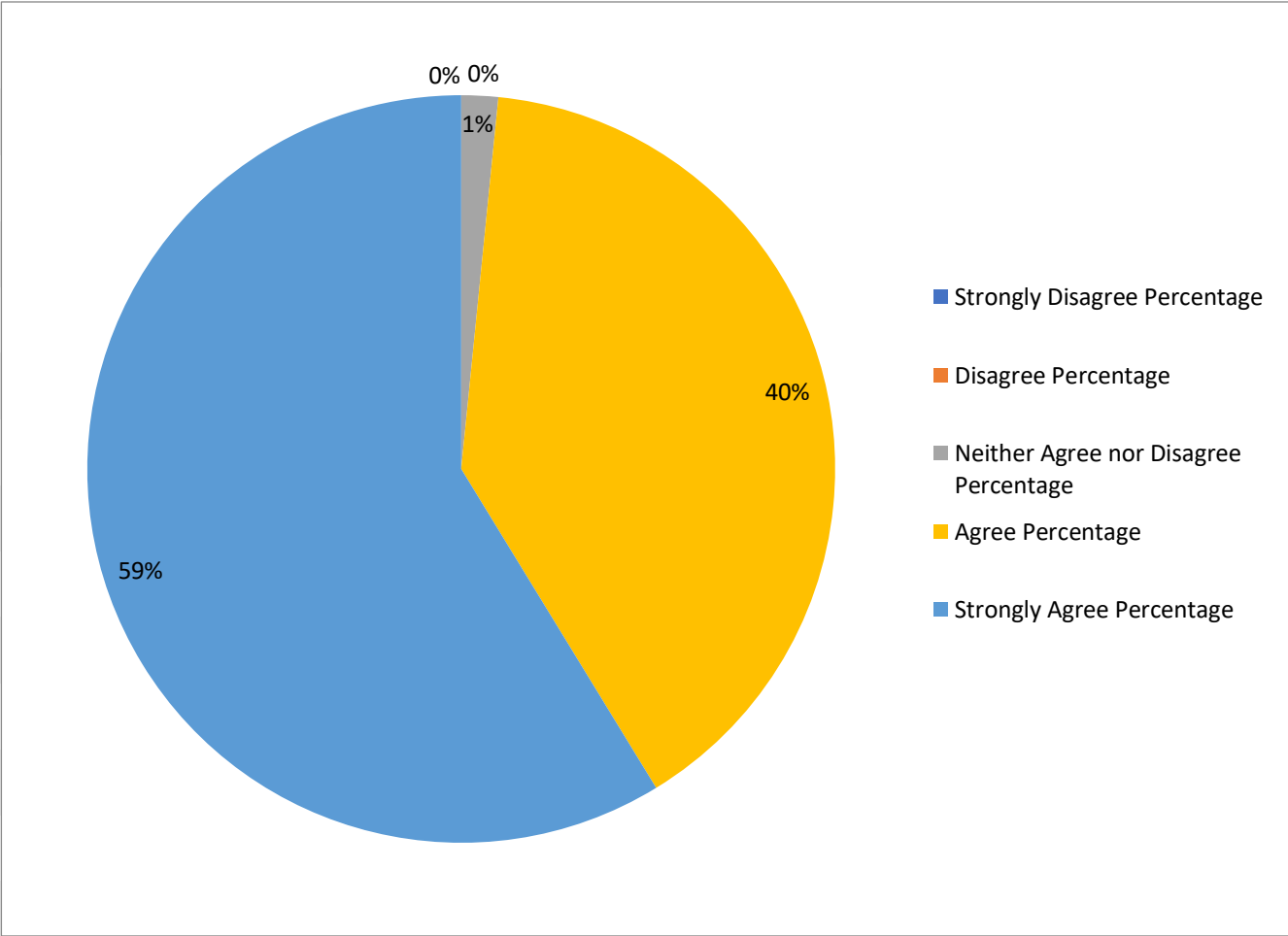
4. The courses / syllabi of the subjects taught by me increased my interest, knowledge and perspective in the subject area:

NO OF TEACHERS	Strongly Disagree	Disagre e	Neither Agree nor Disagree	Agre e	Strongly Agree	Strongly Disagree Percentage	Disagree Percentage	Neither Agree nor Disagree Percentage	Agree Percentage	Strongly Agree Percentage
63	0	1	0	33	27	0	1 587301587	0	52 38095238	42 85714286



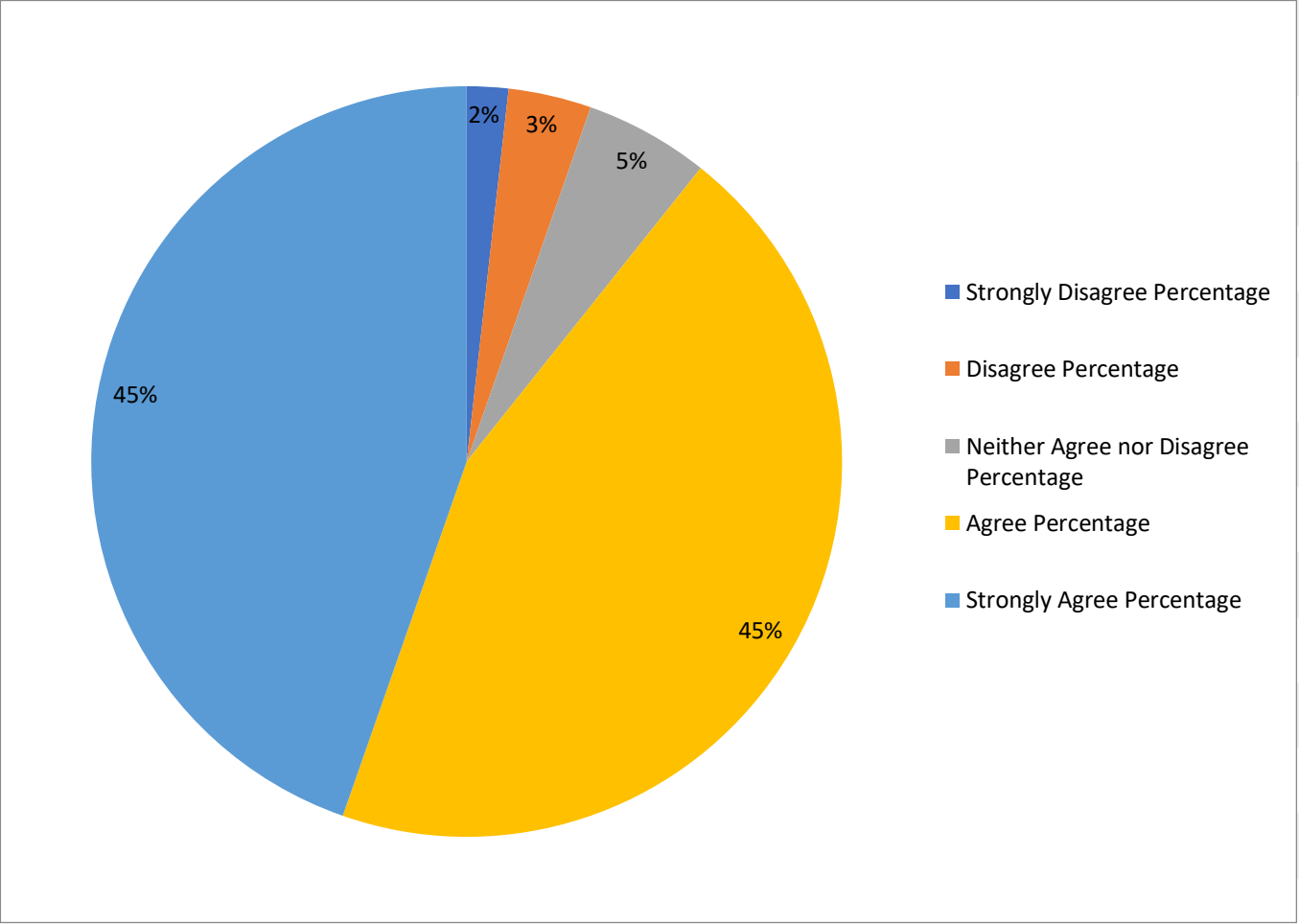
5. The college has given me full freedom to adopt new techniques / strategies of teaching such as group discussions, seminar presentations and learners' participation:

NO OF TEACHERS	Strongly Disagree	Disagre e	Neither Agree nor Disagree	Agre e	Strongly Agree	Strongly Disagree Percentage	Disagree Percentage	Neither Agree nor Disagree Percentage	Agree Percentage	Strongly Agree Percentage
63	0	0	1	25	37	0	0	1 587301587	39 68253968	58 73015873



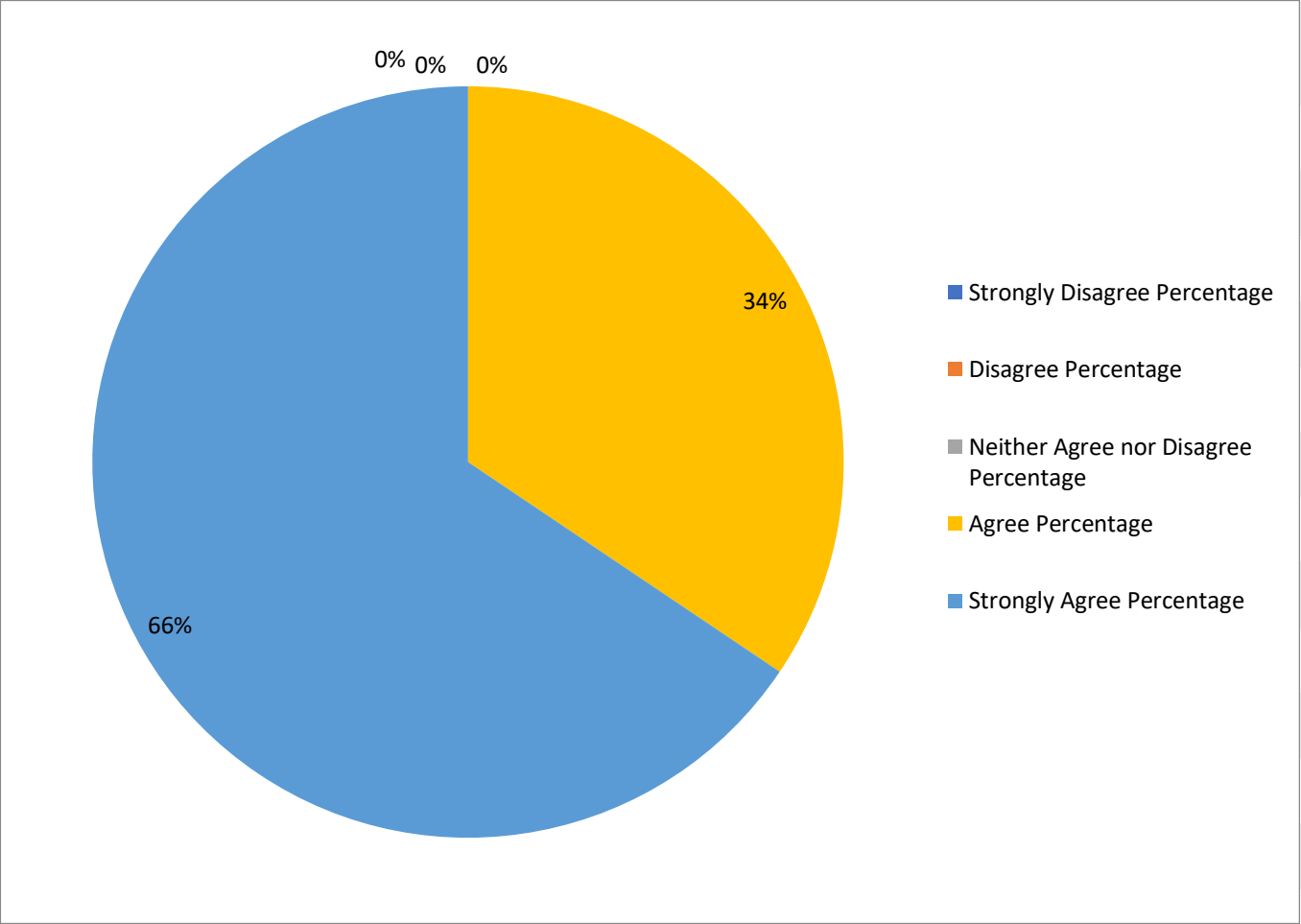
6. I have the freedom to adopt new techniques / strategies of testing and assessment of students:

NO OF TEACHERS	Strongly Disagree	Disagre e	Neither Agree nor Disagree	Agre e	Strongly Agree	Strongly Disagree Percentage	Disagree Percentage	Neither Agree nor Disagree Percentage	Agree Percentage	Strongly Agree Percentage
63	1	2	3	25	25	1.587301587	3.174603175	4.761904762	39.68253968	39.68253968



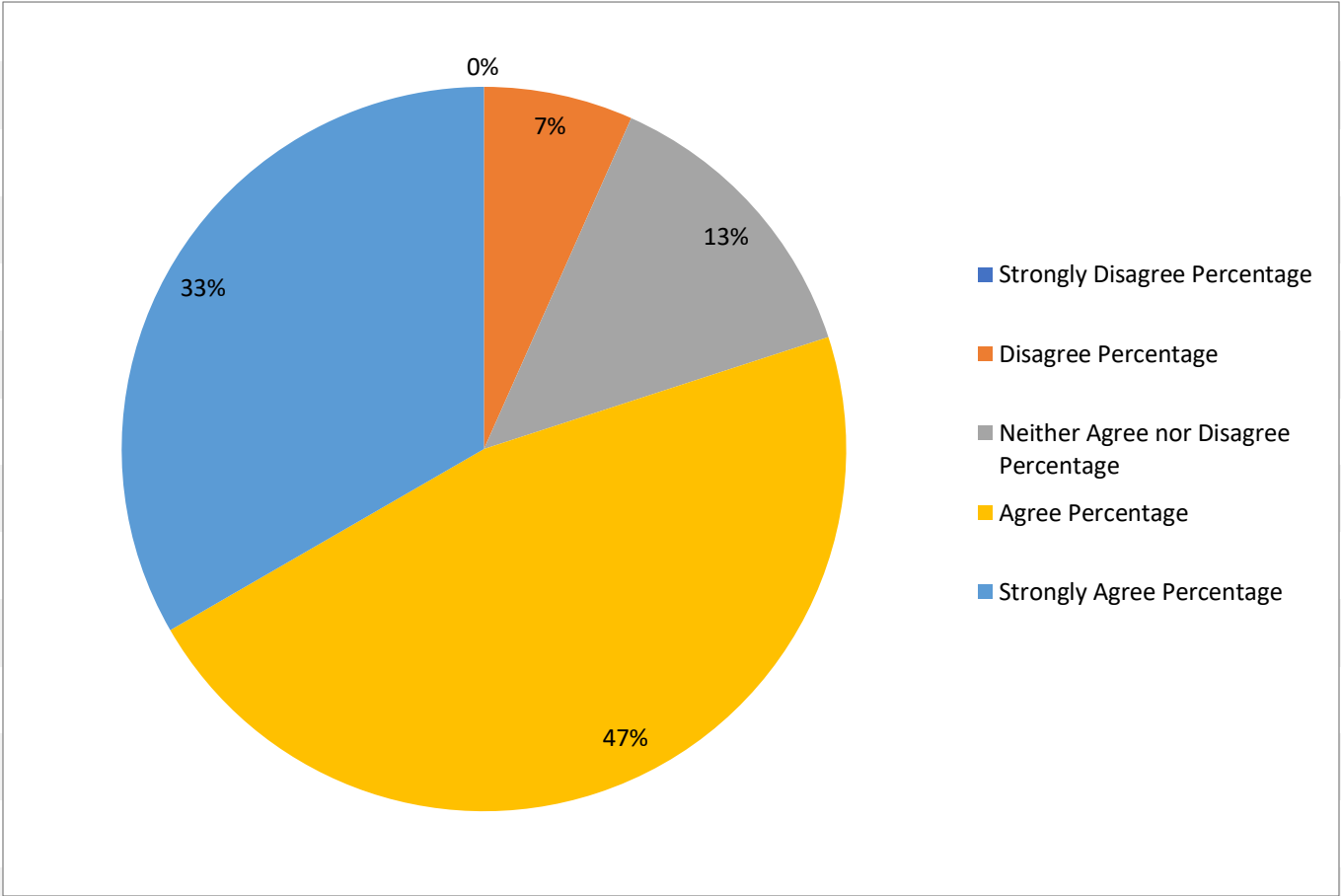
7. Tests and examinations are conducted well in time with proper coverage of all units in the syllabus:

NO OF TEACHERS	Strongly Disagree	Disagre e	Neither Agree nor Disagree	Agre e	Strongly Agree	Strongly Disagree Percentage	Disagree Percentage	Neither Agree nor Disagree Percentage	Agree Percentage	Strongly Agree Percentage
63	0	0	0	21	40	0	0	0	33.33333333	63.49206349



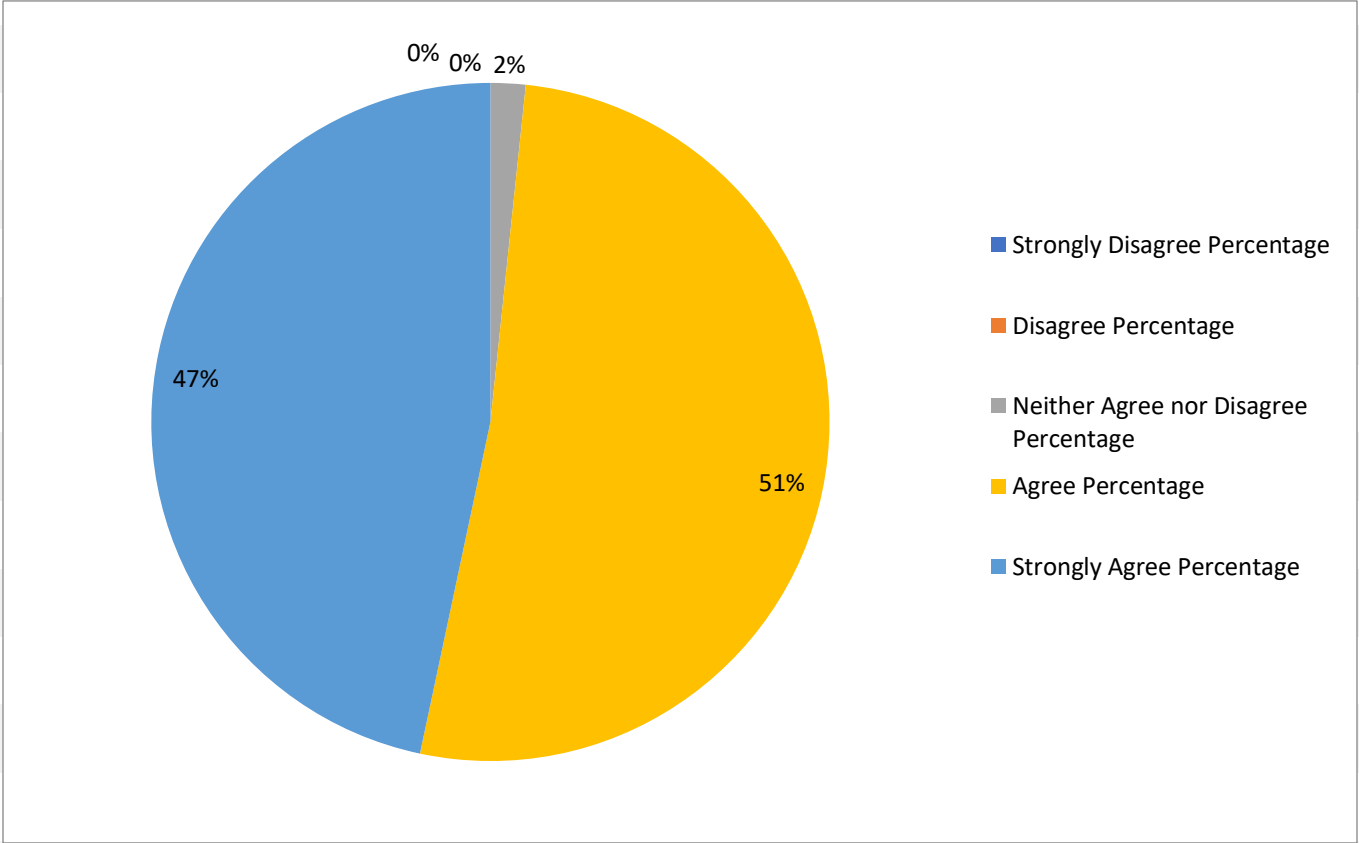
8. The prescribed books are available in the Library in Sufficient numbers:

NO OF TEACHERS	Strongly Disagree	Disagre e	Neither Agree nor Disagree	Agre e	Strongly Agree	Strongly Disagree Percentage	Disagree Percentage	Neither Agree nor Disagree Percentage	Agree Percentage	Strongly Agree Percentage
63	0	4	8	28	20	0	6.349206349	12.6984127	44.44444444	31.74603175



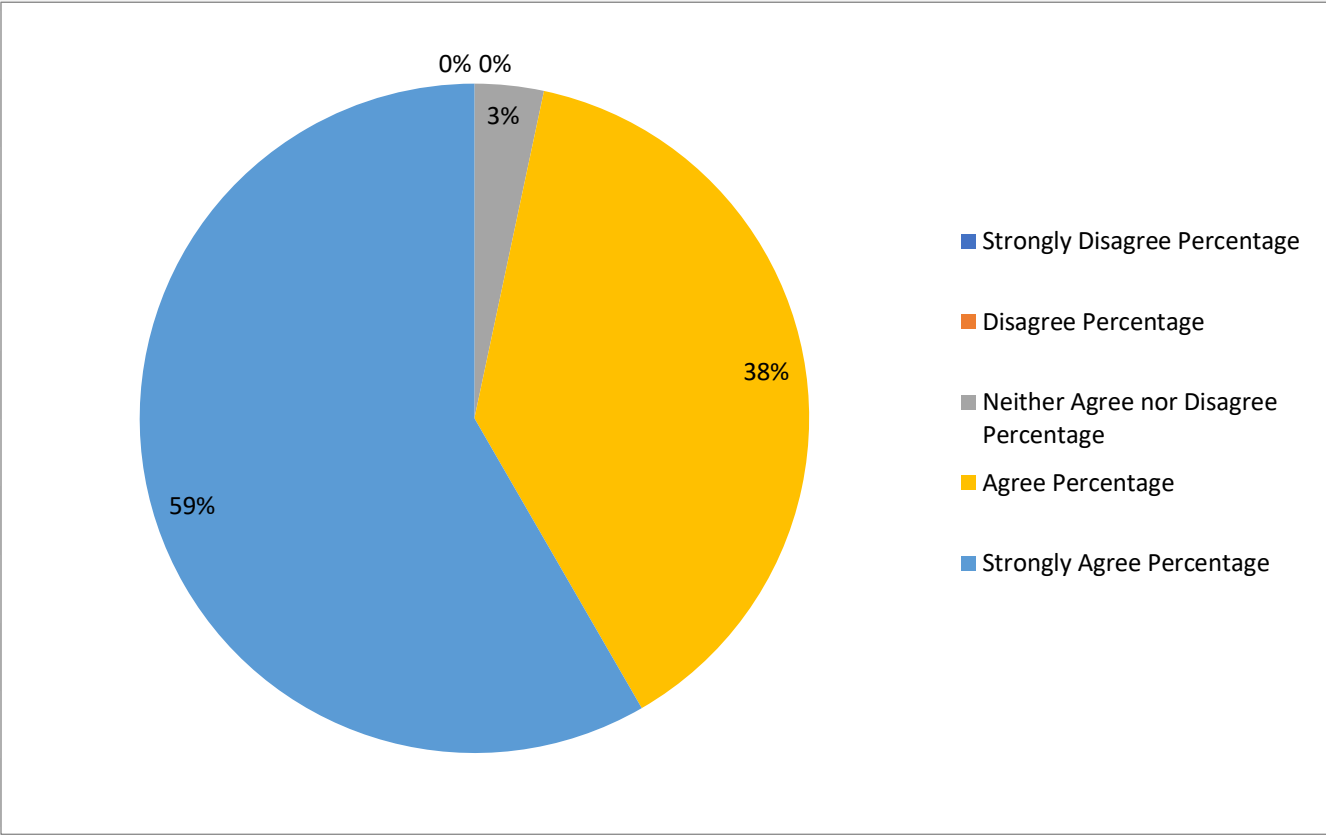
9. The environment in the College is conducive to teaching and research:

NO OF TEACHERS	Strongly Disagree	Disagre e	Neither Disagree	Agree nor	Agre e	Strongly Agree	Strongly Disagree Percentage	Disagree Percentage	Neither Agree nor Disagree Percentage	Agree Percentage	Strongly Agree Percentage
63	0	0	1		31	28	0	0	1 587301587	49 20634921	44 44444444



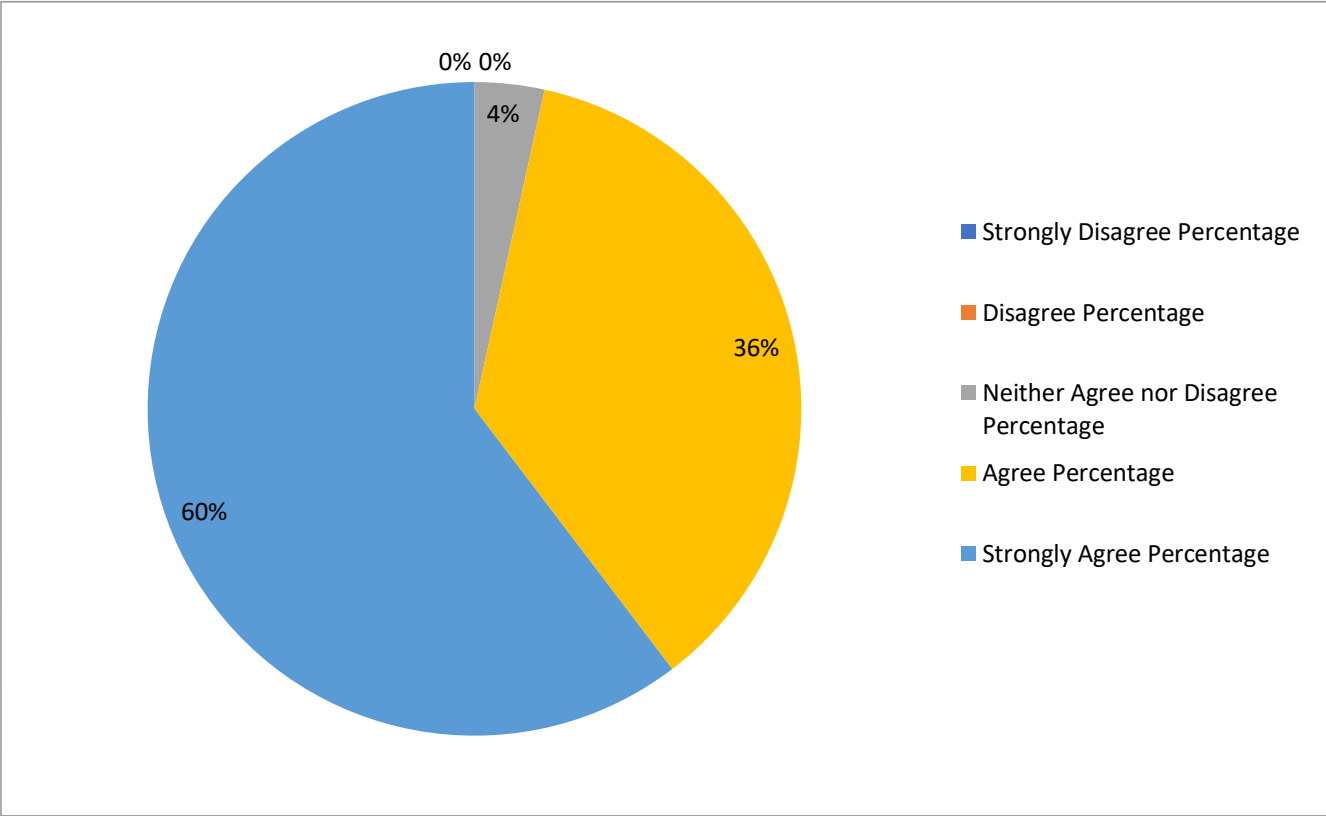
10. The administration is teacher friendly

NO OF TEACHERS	Strongly Disagree	Disagre e	Neither Agree nor Disagree	Agre e	Strongly Agree	Strongly Disagree Percentage	Disagree Percentage	Neither Agree nor Disagree Percentage	Agree Percentage	Strongly Agree Percentage
63	0	0	2	23	35	0	0	3.174603175	36.50793651	55.55555556



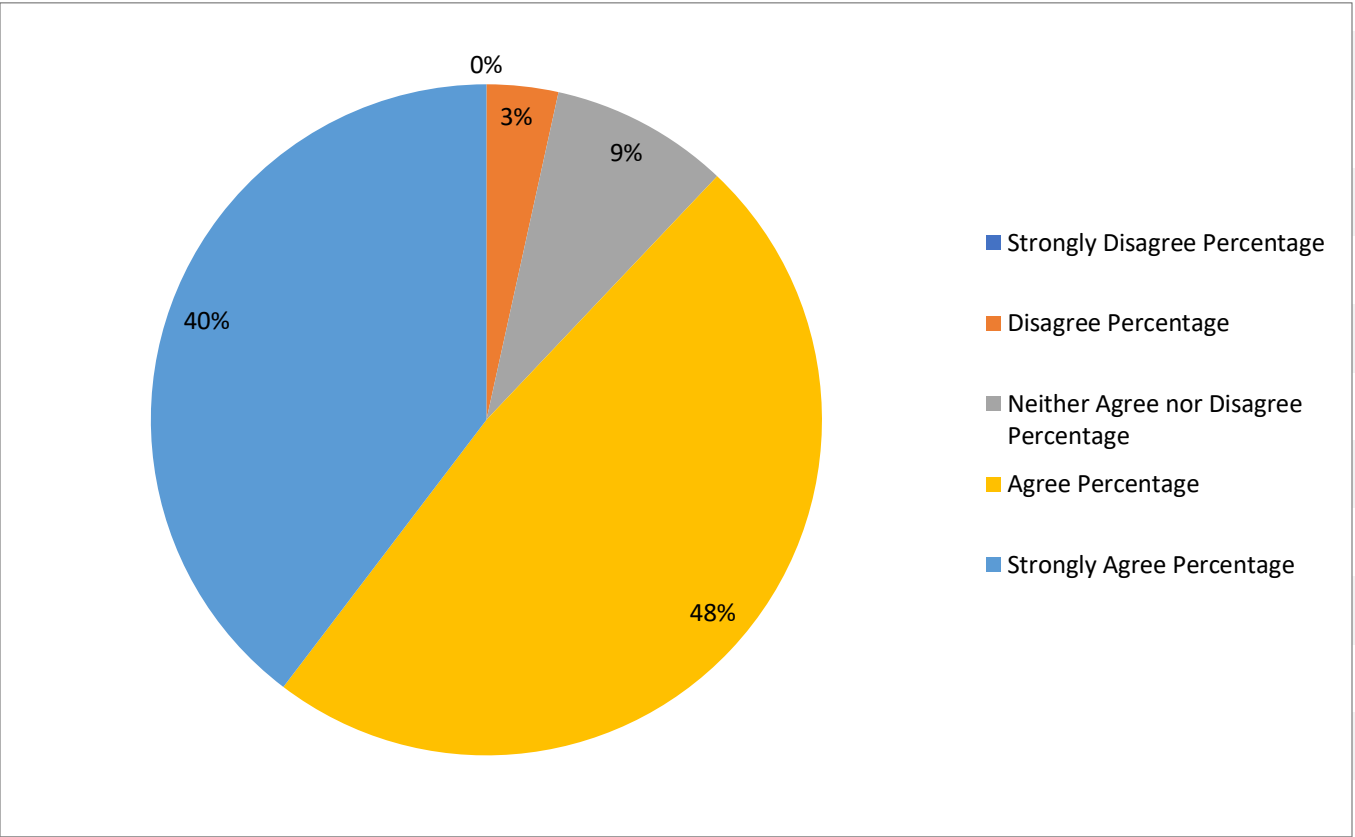
11. The college provides adequate opportunities and support to faculty members for upgrading their skills and qualifications

NO OF TEACHERS	Strongly Disagree	Disagre e	Neither Agree nor Disagree	Agre e	Strongly Agree	Strongly Disagree Percentage	Disagree Percentage	Neither Agree nor Disagree Percentage	Agree Percentage	Strongly Agree Percentage
63	0	0	2	21	35	0	0	3.174603175	33.33333333	55.55555556



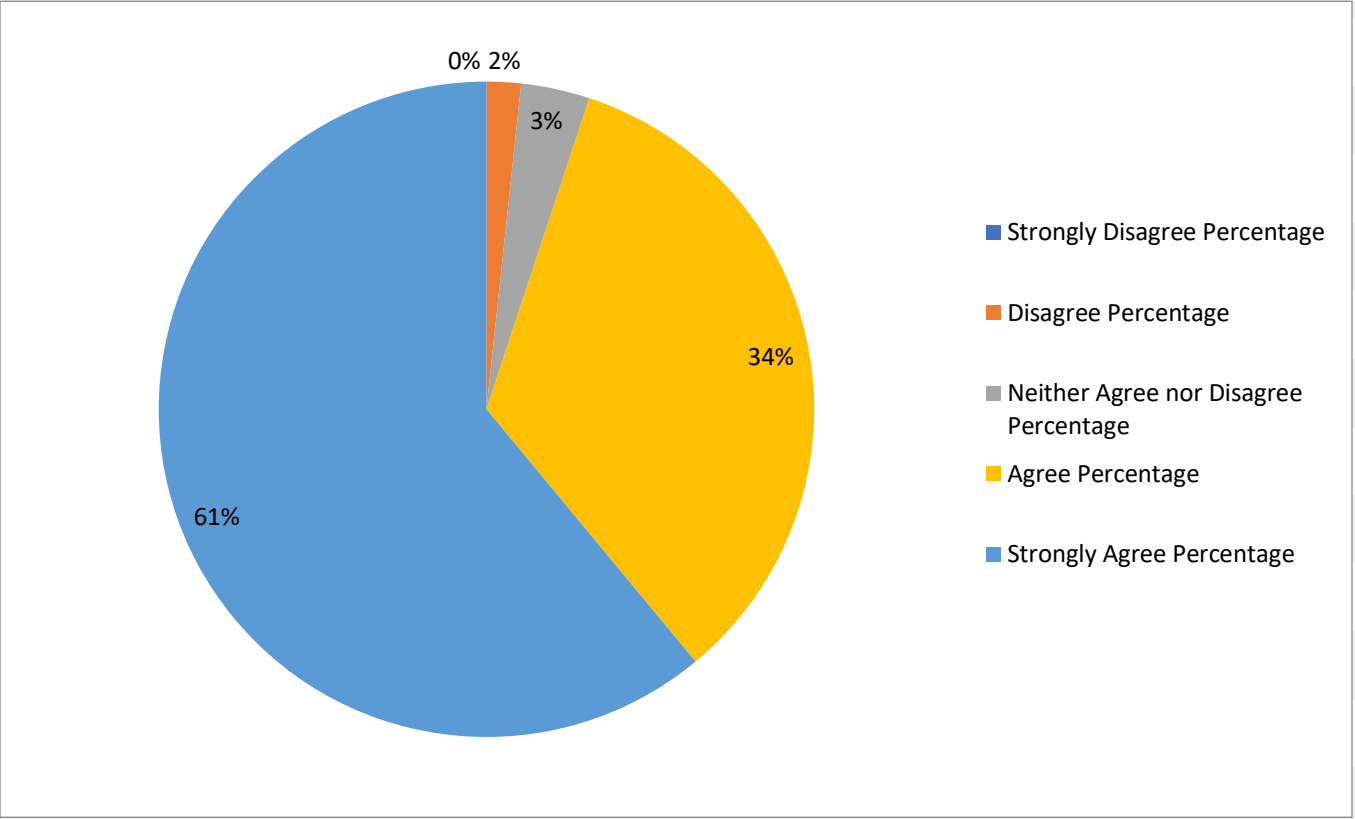
12. ICT facilities in the college are adequate and satisfactory

NO OF TEACHERS	Strongly Disagree	Disagre e	Neither Agree nor Disagree	Agre e	Strongly Agree	Strongly Disagree Percentage	Disagree Percentage	Neither Agree nor Disagree Percentage	Agree Percentage	Strongly Agree Percentage
63	0	2	5	28	23	0	3.174603175	7.936507937	44.44444444	36.50793651



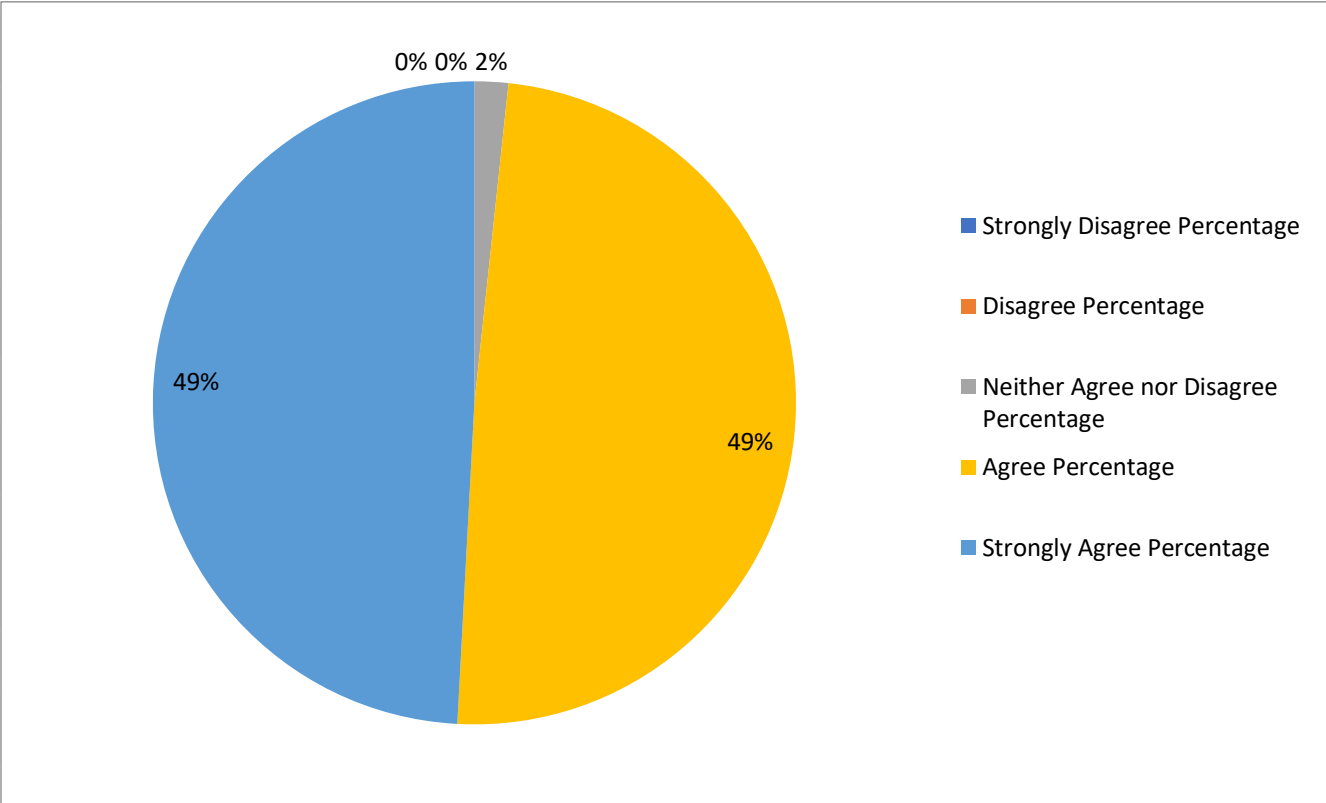
13. Separate space in college Canteen is available for Teachers

NO OF TEACHERS	Strongly Disagree	Disagre e	Neither Disagree	Agree nor	Agre e	Strongly Agree	Strongly Disagree Percentage	Disagree Percentage	Neither Agree nor Disagree Percentage	Agree Percentage	Strongly Agree Percentage
63	0	1	2		20	36	0	1.587301587	3.174603175	31.74603175	57.14285714



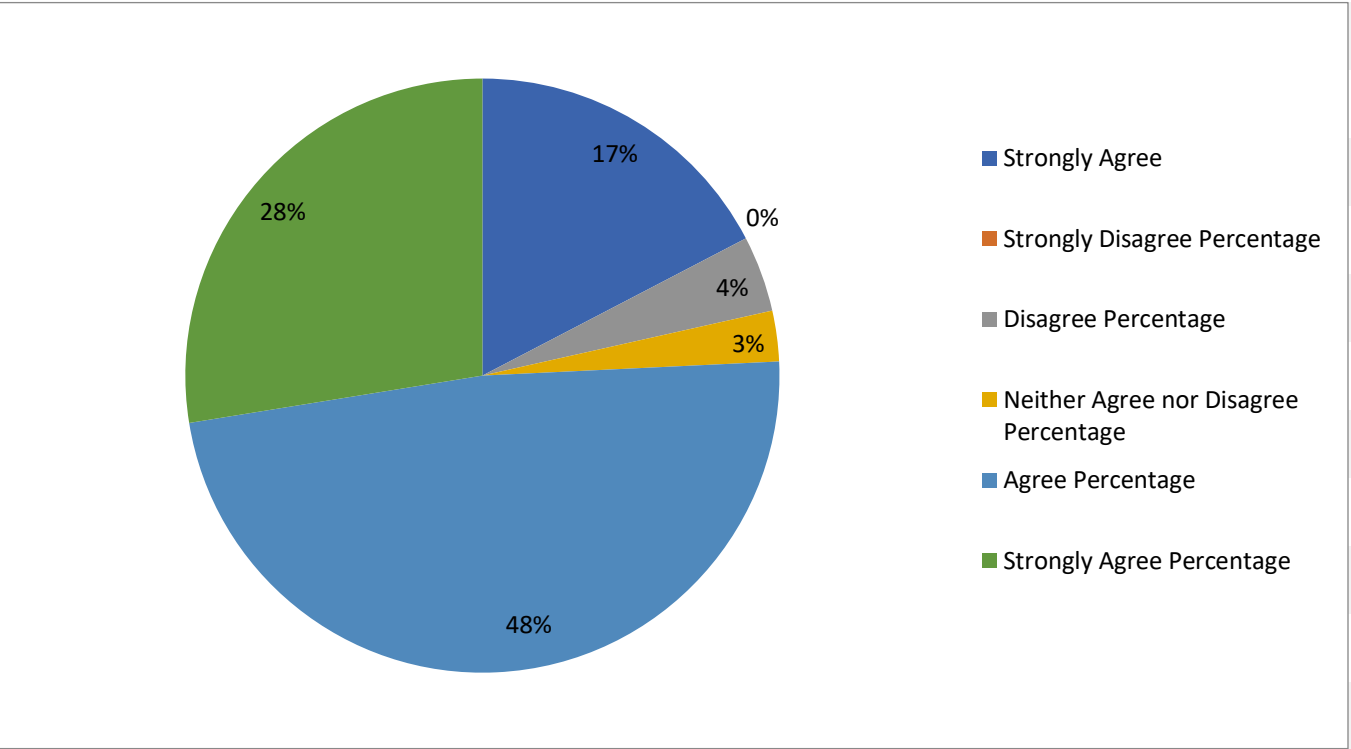
14. Toilets / washrooms are clean and properly maintained

NO OF TEACHERS	Strongly Disagree	Disagre e	Neither Disagree	Agree nor	Agre e	Strongly Agree	Strongly Disagree Percentage	Disagree Percentage	Neither Agree nor Disagree Percentage	Agree Percentage	Strongly Agree Percentage
63	0	0	1		29	29	0	0	1.587301587	46.03174603	46.03174603



15. The classrooms are clean and well maintained:

NO OF TEACHERS	Strongly Disagree	Disagre e	Neither Disagree	Agree nor	Agre e	Strongly Agree	Strongly Disagree Percentage	Disagree Percentage	Neither Agree nor Disagree Percentage	Agree Percentage	Strongly Agree Percentage
63	0	3	2		35	20	0	4.761904762	3.174603175	55.55555556	31.74603175

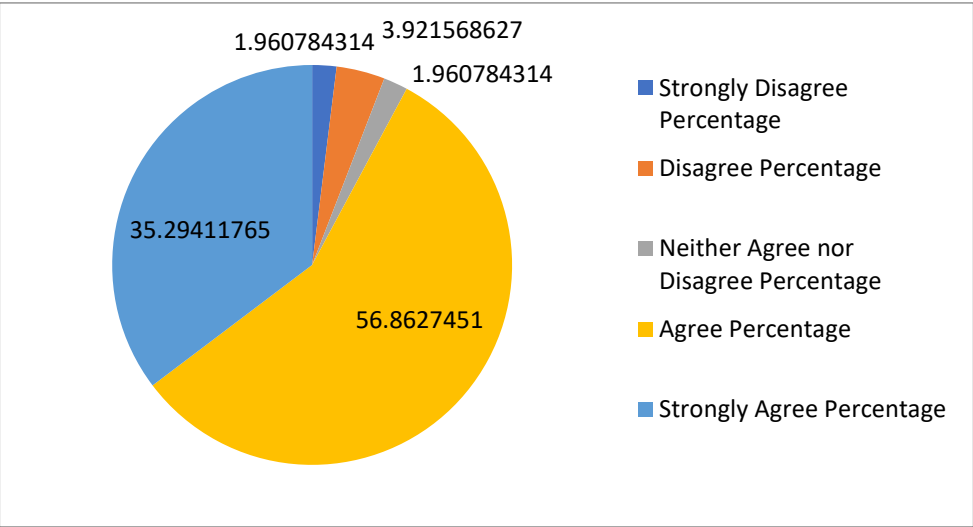




SRI BHUVANENDRA COLLEGE-KARKALA
TEACHERS FEEDBACK 2018-2019

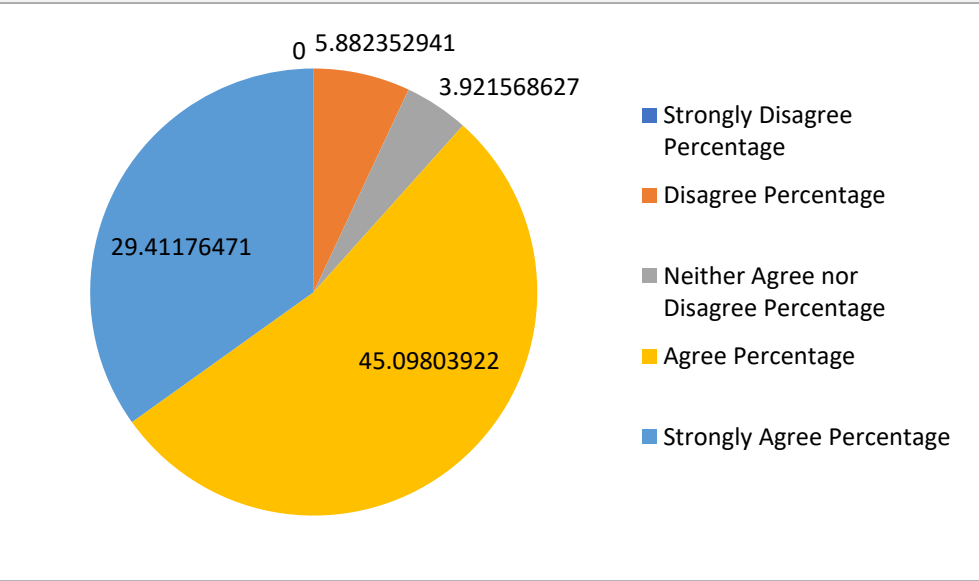
1. The courses / syllabi taught by me have a good balance between theory and application :

NO OF TEACHERS	Strongly Disagree	Disagree	Neither Agree nor Disagree	Agree	Strongly Agree	Strongly Disagree Percentage	Disagree Percentage	Neither Agree nor Disagree Percentage	Agree Percentage	Strongly Agree Percentage
51	1	2	1	29	18	1.960784314	3.921568627	1.960784314	56.8627451	35.29411765



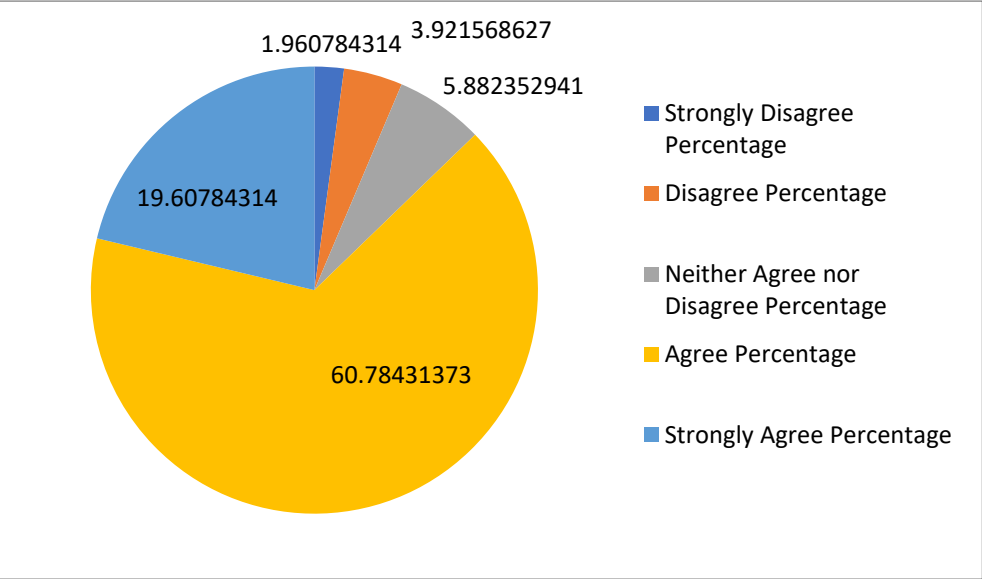
2. The objectives of the syllabi are well defined:

NO OF TEACHERS	Strongly Disagree	Disagree	Neither Agree nor Disagree	Agree	Strongly Agree	Strongly Disagree Percentage	Disagree Percentage	Neither Agree nor Disagree Percentage	Agree Percentage	Strongly Agree Percentage
51	0	3	2	23	15	0	5.882352941	3.921568627	45.09803922	29.41176471



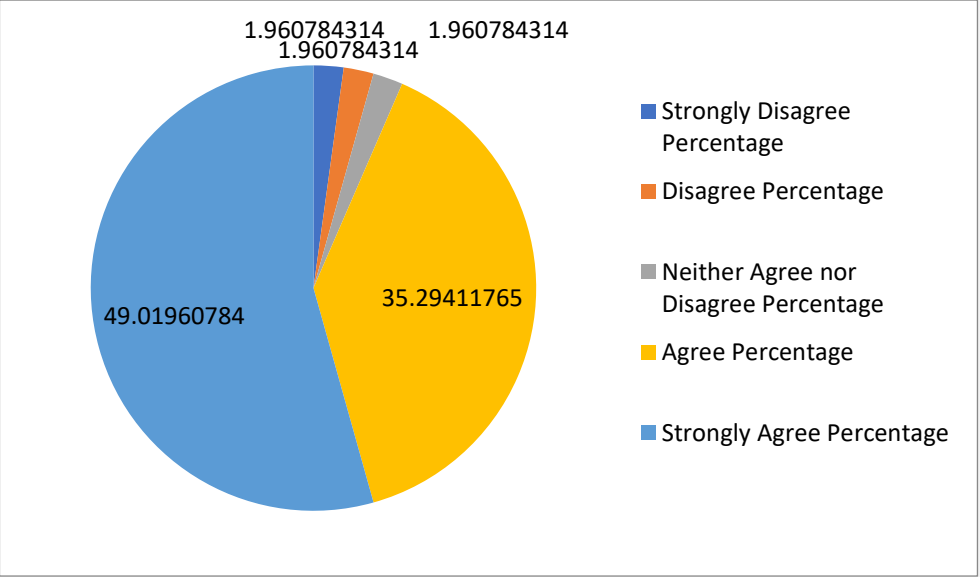
3. The books/journals etc. prescribed / listed as reference materials are relevant updated and cover the entire syllabi:

NO OF TEACHERS	Strongly Disagree	Disagree	Neither Agree nor Disagree	Agree	Strongly Agree	Strongly Disagree Percentage	Disagree Percentage	Neither Agree nor Disagree Percentage	Agree Percentage	Strongly Agree Percentage
51	1	2	3	31	10	1.960784314	3.921568627	5.882352941	60.78431373	19.60784314



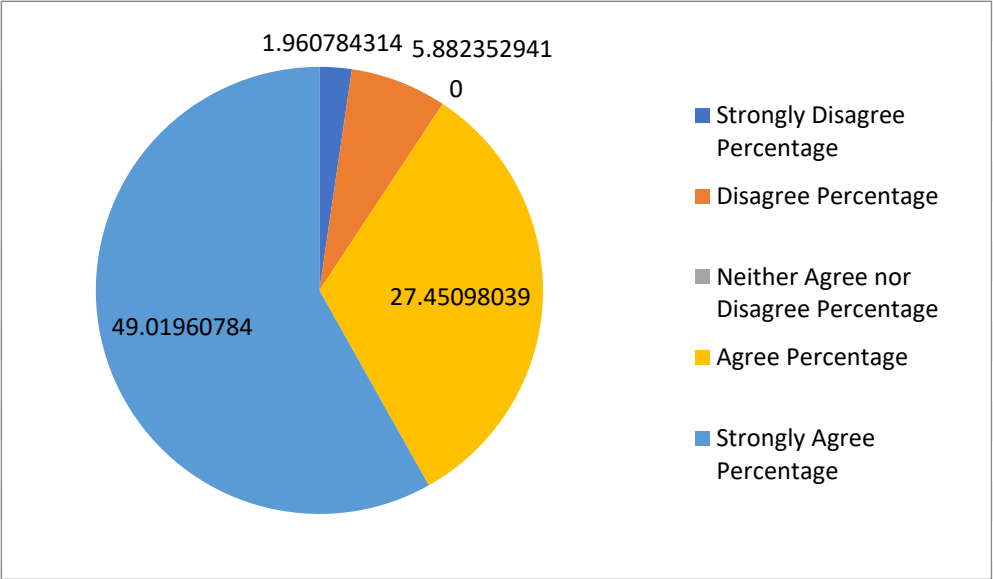
4. The courses / syllabi of the subjects taught by me increased my interest, knowledge and perspective in the subject area:

NO OF TEACHERS	Strongly Disagree	Disagree	Neither Agree nor Disagree	Agree	Strongly Agree	Strongly Disagree Percentage	Disagree Percentage	Neither Agree nor Disagree Percentage	Agree Percentage	Strongly Agree Percentage
51	1	1	1	18	25	1.960784314	1.960784314	1.960784314	35.29411765	49.01960784



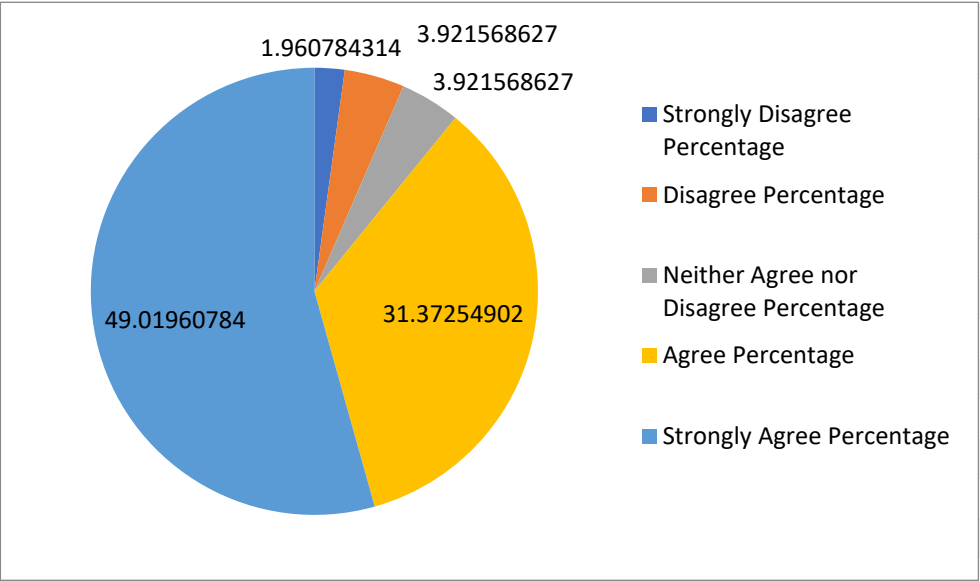
5. The college has given me full freedom to adopt new techniques / strategies of teaching such as group discussions, seminar presentations and learners' participation:

NO OF TEACHERS	Strongly Disagree	Disagree	Neither Agree nor Disagree	Agree	Strongly Agree	Strongly Disagree Percentage	Disagree Percentage	Neither Agree nor Disagree Percentage	Agree Percentage	Strongly Agree Percentage
51	1	3	0	14	25	1.960784314	5.882352941	0	27.45098039	49.01960784



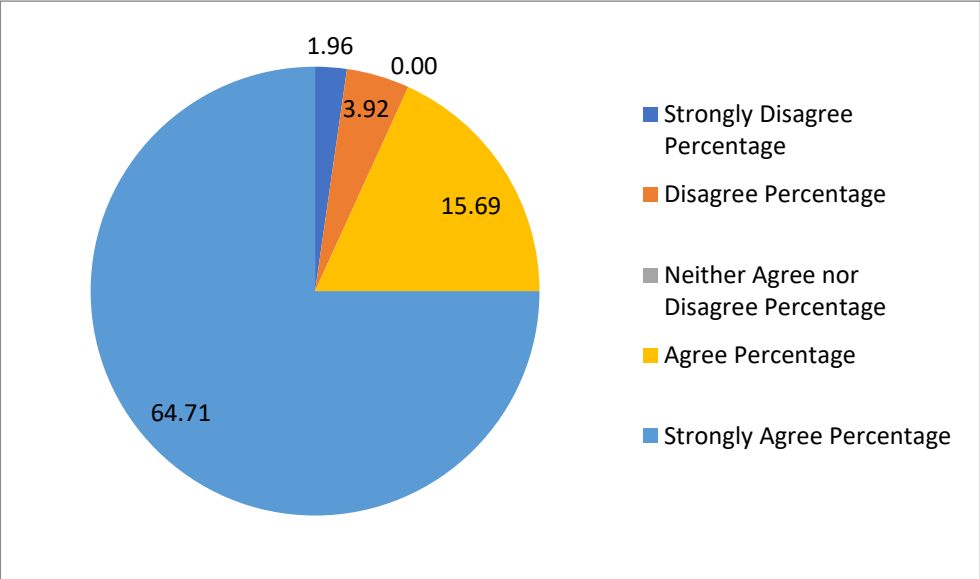
6. I have the freedom to adopt new techniques / strategies of testing and assessment of students:

NO OF TEACHERS	Strongly Disagree	Disagree	Neither Agree nor Disagree	Agree	Strongly Agree	Strongly Disagree Percentage	Disagree Percentage	Neither Agree nor Disagree Percentage	Agree Percentage	Strongly Agree Percentage
51	1	2	2	16	25	1.960784314	3.921568627	3.921568627	31.37254902	49.01960784



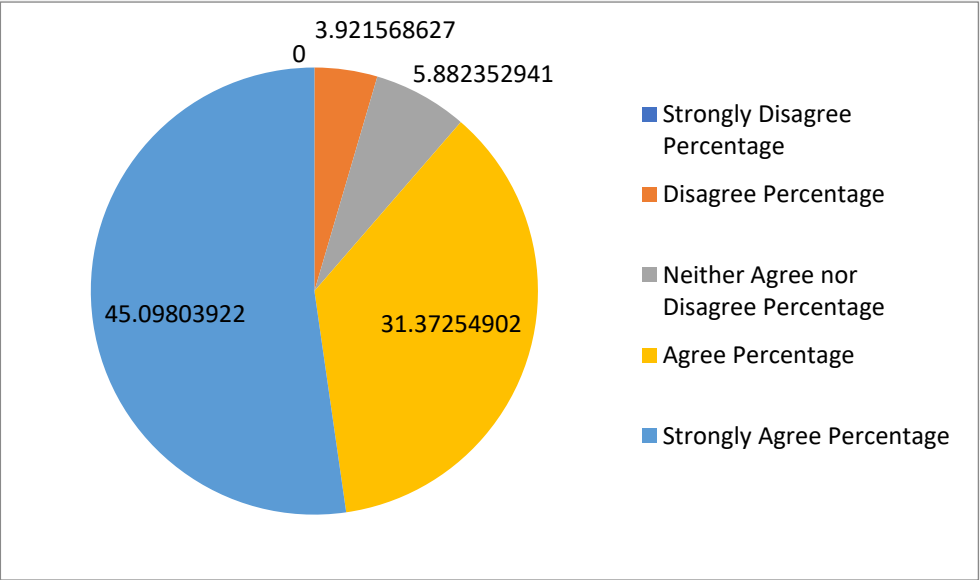
7. Tests and examinations are conducted well in time with proper coverage of all units in the syllabus:

NO OF TEACHERS	Strongly Disagree	Disagree	Neither Agree nor Disagree	Agree	Strongly Agree	Strongly Disagree Percentage	Disagree Percentage	Neither Agree nor Disagree Percentage	Agree Percentage	Strongly Agree Percentage
51	1	2	0	8	33	1.960784314	3.921568627	0	15.68627451	64.70588235



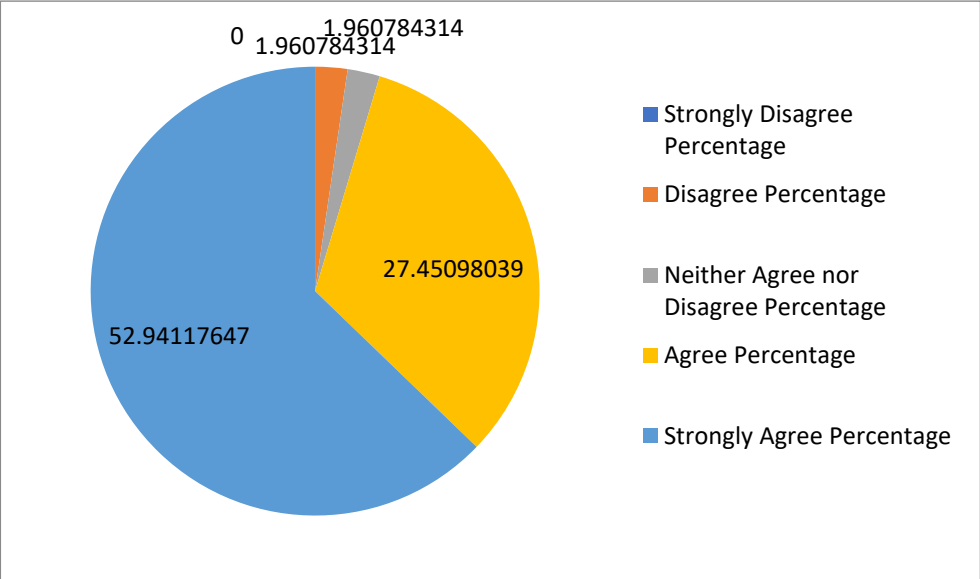
8. The prescribed books are available in the Library in Sufficient numbers:

NO OF TEACHERS	Strongly Disagree	Disagree	Neither Agree nor Disagree	Agree	Strongly Agree	Strongly Disagree Percentage	Disagree Percentage	Neither Agree nor Disagree Percentage	Agree Percentage	Strongly Agree Percentage
51	0	2	3	16	23	0	3.921568627	5.882352941	31.37254902	45.09803922



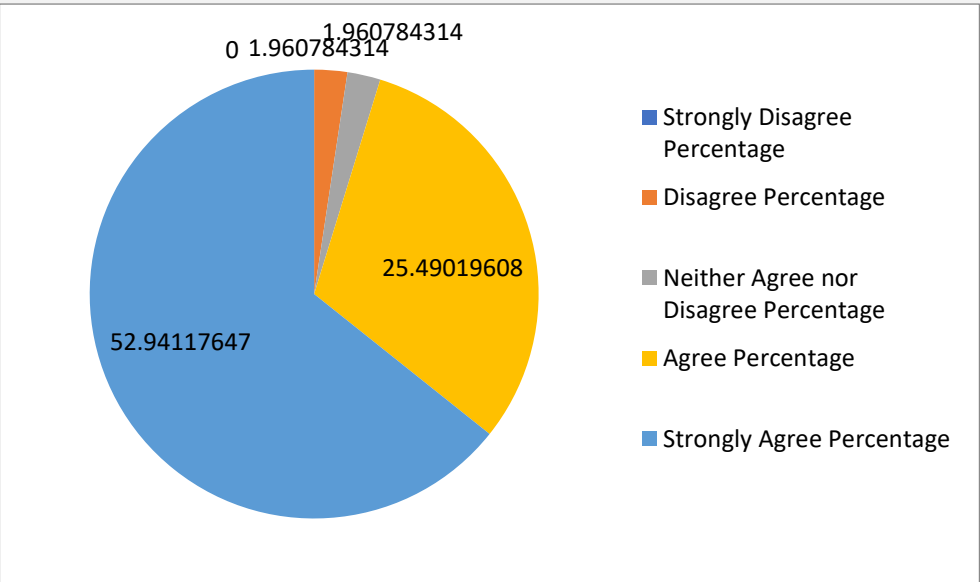
9. The environment in the College is conducive to teaching and research:

NO OF TEACHERS	Strongly Disagree	Disagree	Neither Agree nor Disagree	Agree	Strongly Agree	Strongly Disagree Percentage	Disagree Percentage	Neither Agree nor Disagree Percentage	Agree Percentage	Strongly Agree Percentage
51	0	1	1	14	27	0	1.960784314	1.960784314	27.45098039	52.94117647



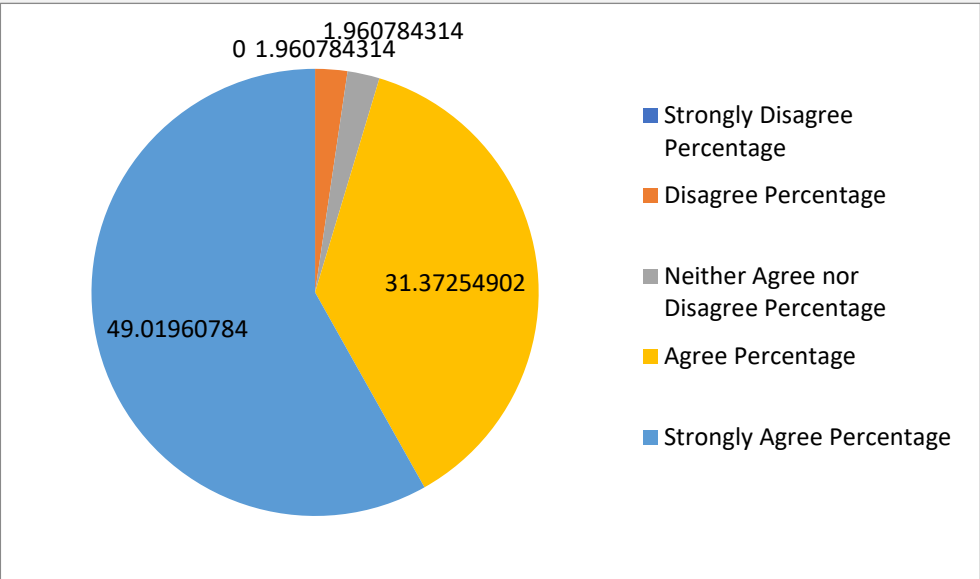
10. The administration is teacher friendly

NO OF TEACHERS	Strongly Disagree	Disagree	Neither Agree nor Disagree	Agree	Strongly Agree	Strongly Disagree Percentage	Disagree Percentage	Neither Agree nor Disagree Percentage	Agree Percentage	Strongly Agree Percentage
51	0	1	1	13	27	0	1.960784314	1.960784314	25.49019608	52.94117647



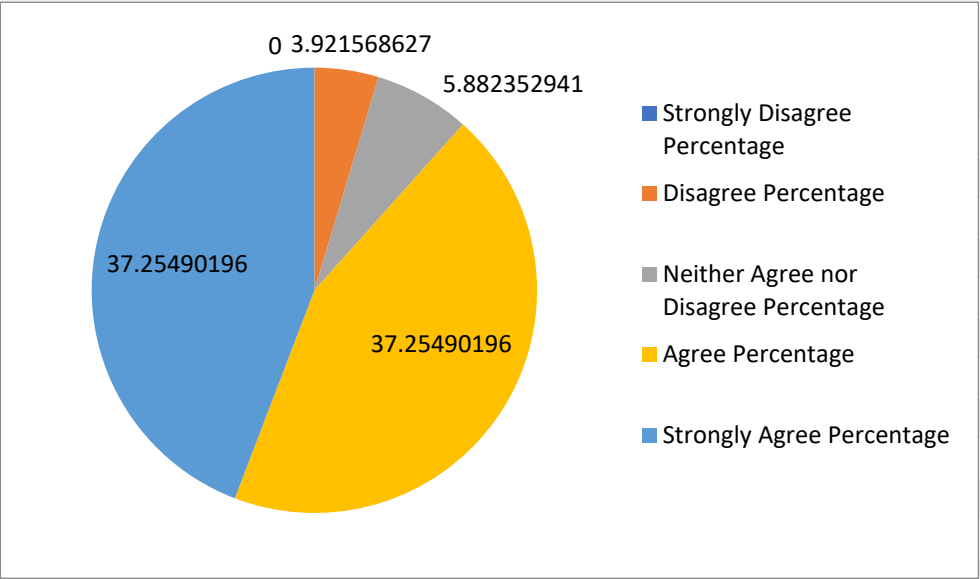
11. The college provides adequate opportunities and support to faculty members for upgrading their skills and qualifications

NO OF TEACHERS	Strongly Disagree	Disagree	Neither Agree nor Disagree	Agree	Strongly Agree	Strongly Disagree Percentage	Disagree Percentage	Neither Agree nor Disagree Percentage	Agree Percentage	Strongly Agree Percentage
51	0	1	1	16	25	0	1.960784314	1.960784314	31.37254902	49.01960784



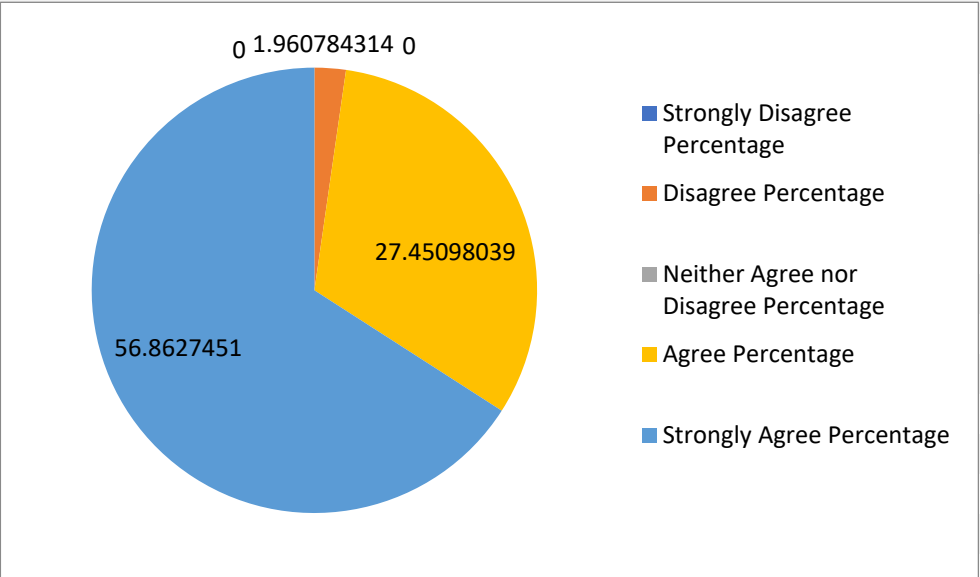
12. ICT facilities in the college are adequate and satisfactory

NO OF TEACHERS	Strongly Disagree	Disagree	Neither Agree nor Disagree	Agree	Strongly Agree	Strongly Disagree Percentage	Disagree Percentage	Neither Agree nor Disagree Percentage	Agree Percentage	Strongly Agree Percentage
51	0	2	3	19	19	0	3.921568627	5.882352941	37.25490196	37.25490196



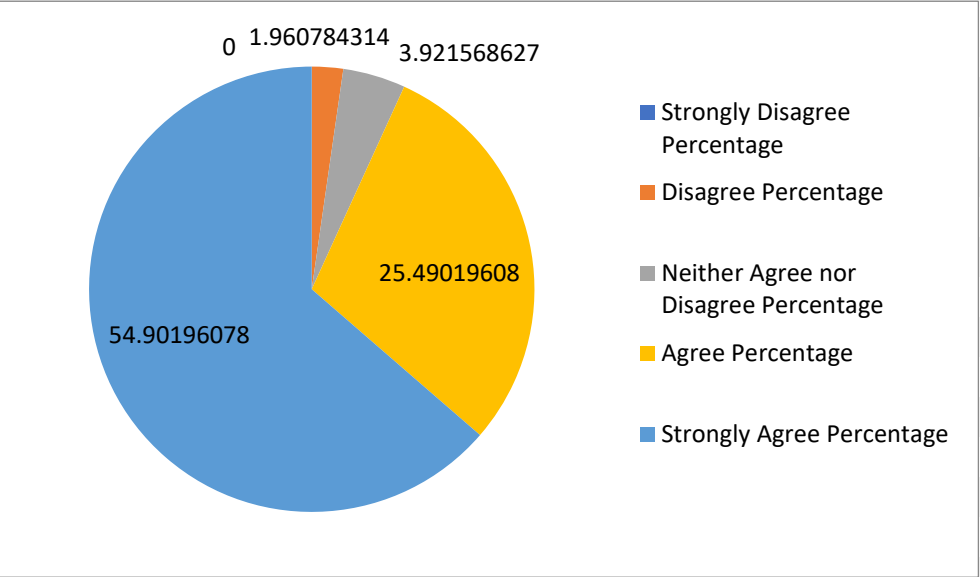
13. Separate space in college Canteen is available for Teachers

NO OF TEACHERS	Strongly Disagree	Disagree	Neither Agree nor Disagree	Agree	Strongly Agree	Strongly Disagree Percentage	Disagree Percentage	Neither Agree nor Disagree Percentage	Agree Percentage	Strongly Agree Percentage
51	0	1	0	14	29	0	1.960784314	0	27.45098039	56.8627451



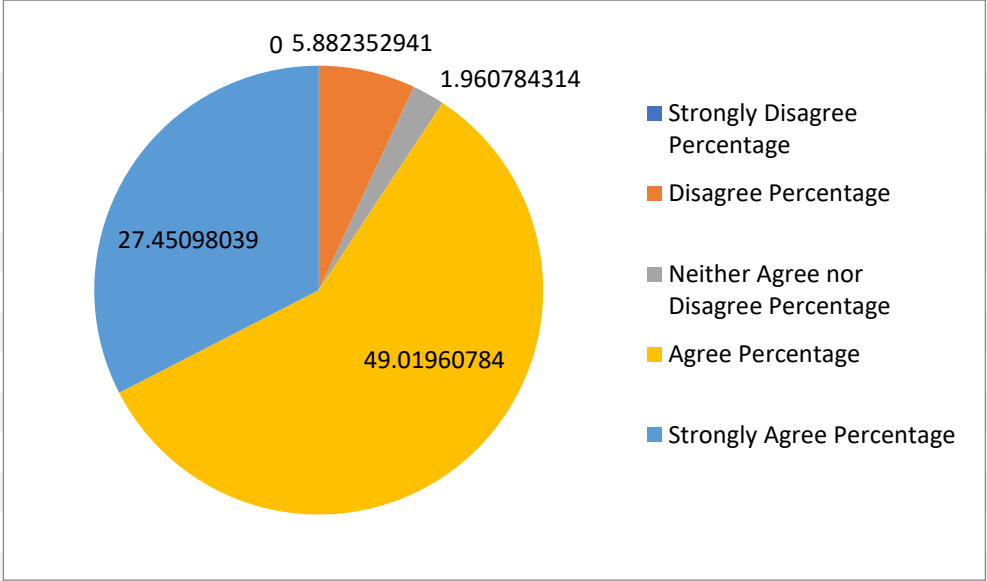
14. Toilets / washrooms are clean and properly maintained

NO OF TEACHERS	Strongly Disagree	Disagree	Neither Agree nor Disagree	Agree	Strongly Agree	Strongly Disagree Percentage	Disagree Percentage	Neither Agree nor Disagree Percentage	Agree Percentage	Strongly Agree Percentage
51	0	1	2	13	28	0	1.960784314	3.921568627	25.49019608	54.90196078



15. The classrooms are clean and well maintained:

NO OF TEACHERS	Strongly Disagree	Disagree	Neither Agree nor Disagree	Agree	Strongly Agree	Strongly Disagree Percentage	Disagree Percentage	Neither Agree nor Disagree Percentage	Agree Percentage	Strongly Agree Percentage
51	0	3	1	25	14	0	5.882352941	1.960784314	49.01960784	27.45098039



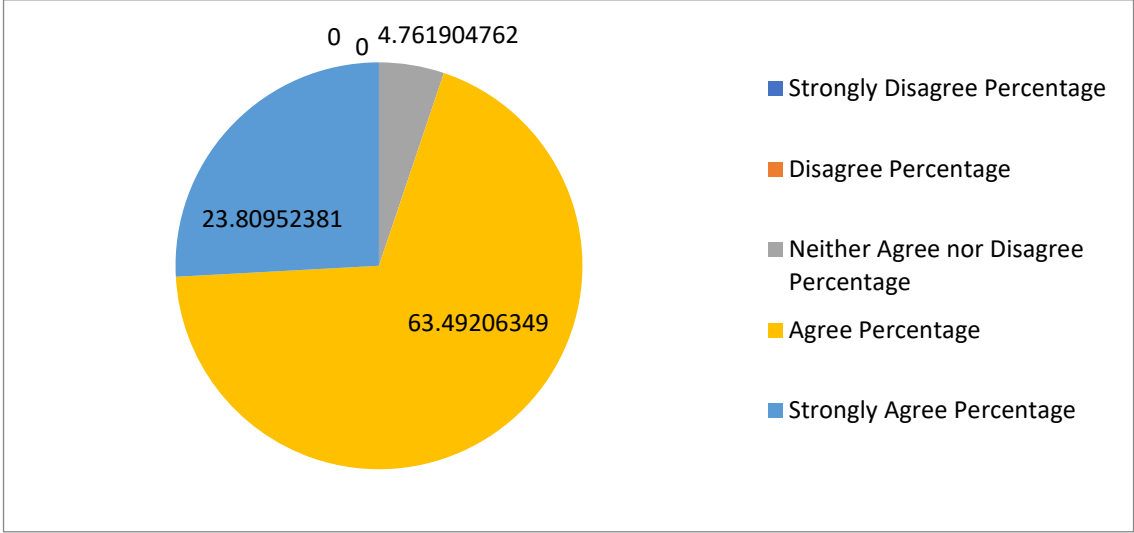


SRI BHUVANENDRA COLLEGE-KARKALA

TEACHERS FEEDBACK 2019-2020

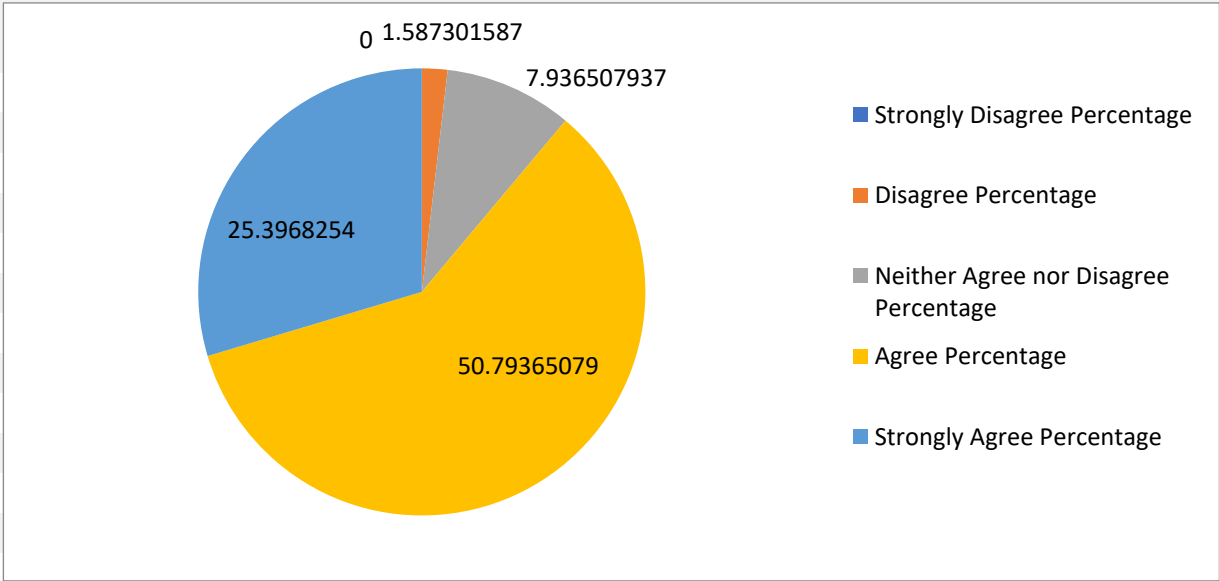
1. The courses / syllabi taught by me have a good balance between theory and application :

NO OF TEACHERS	Strongly Disagree	Disagree	Neither Agree nor Disagree	Agree	Strongly Agree	Strongly Disagree Percentage	Disagree Percentage	Neither Agree nor Disagree Percentage	Agree Percentage	Strongly Agree Percentage
63	0	0	3	40	15	0	0	4.761904762	63.49206349	23.80952381



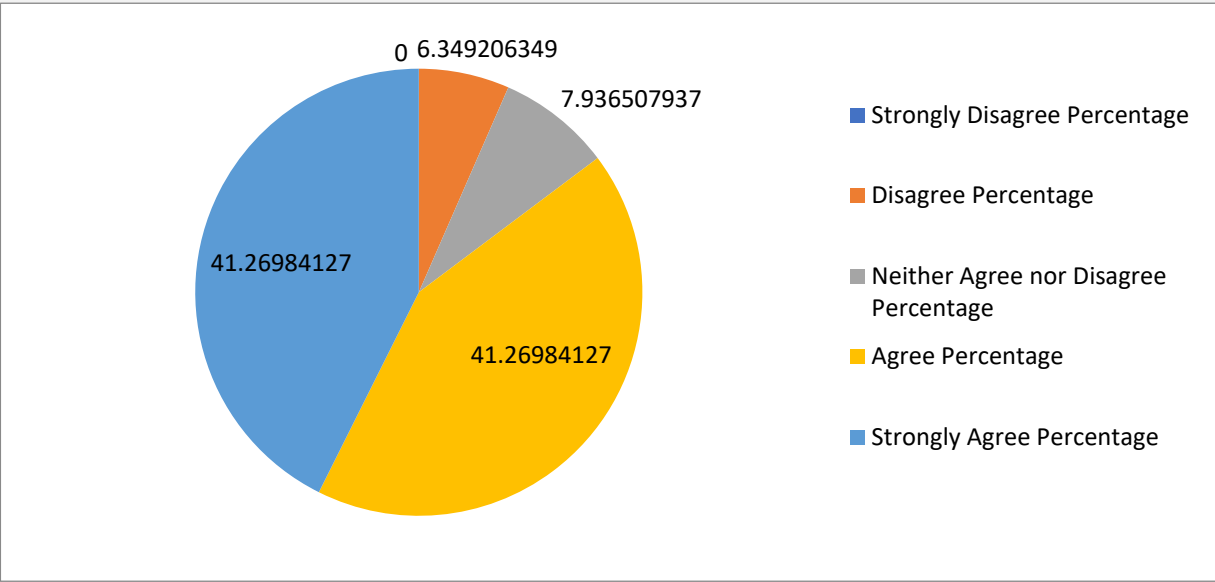
2. The objectives of the syllabi are well defined:

NO OF TEACHERS	Strongly Disagree	Disagree	Neither Agree nor Disagree	Agree	Strongly Agree	Strongly Disagree Percentage	Disagree Percentage	Neither Agree nor Disagree Percentage	Agree Percentage	Strongly Agree Percentage
63	0	1	5	32	16	0	1.587301587	7.936507937	50.79365079	25.3968254



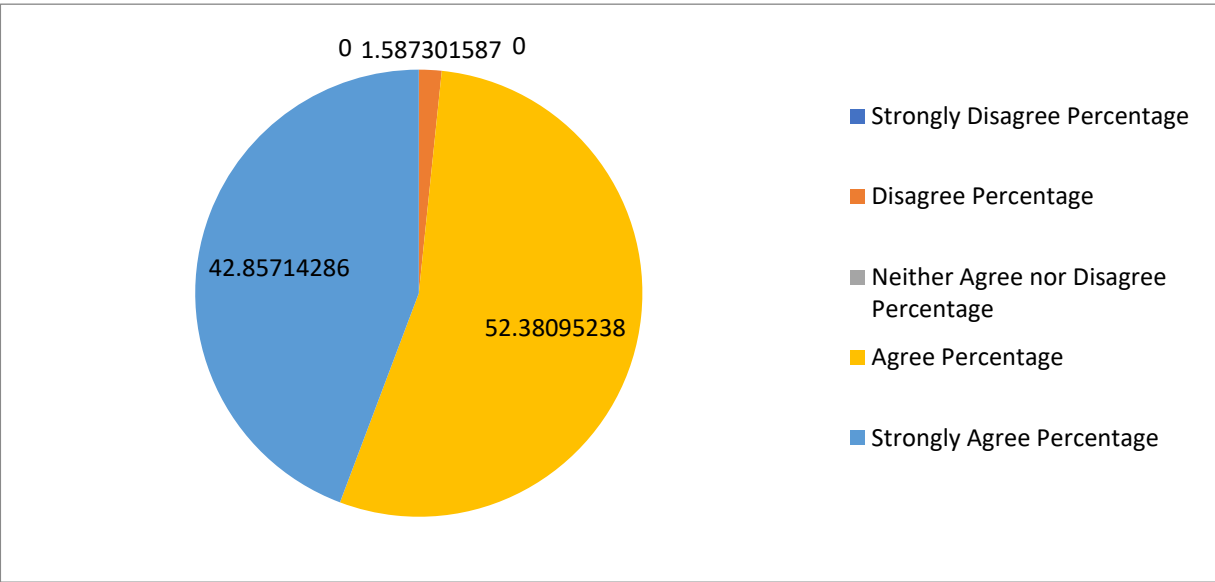
3. The books/journals etc. prescribed / listed as reference materials are relevant updated and cover the entire syllabi:

NO OF TEACHERS	Strongly Disagree	Disagree	Neither Agree nor Disagree	Agree	Strongly Agree	Strongly Disagree Percentage	Disagree Percentage	Neither Agree nor Disagree Percentage	Agree Percentage	Strongly Agree Percentage
63	0	4	5	26	26	0	6.349206349	7.936507937	41.26984127	41.26984127



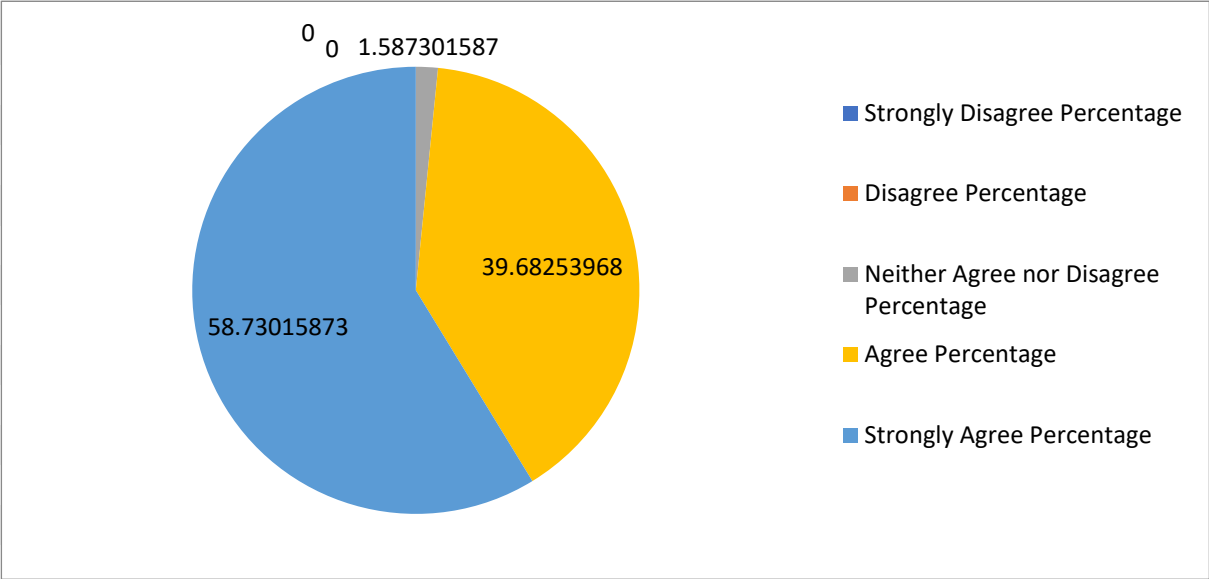
4. The courses / syllabi of the subjects taught by me increased my interest, knowledge and perspective in the subject area:

NO OF TEACHERS	Strongly Disagree	Disagree	Neither Agree nor Disagree	Agree	Strongly Agree	Strongly Disagree Percentage	Disagree Percentage	Neither Agree nor Disagree Percentage	Agree Percentage	Strongly Agree Percentage
63	0	1	0	33	27	0	1.587301587	0	52.38095238	42.85714286



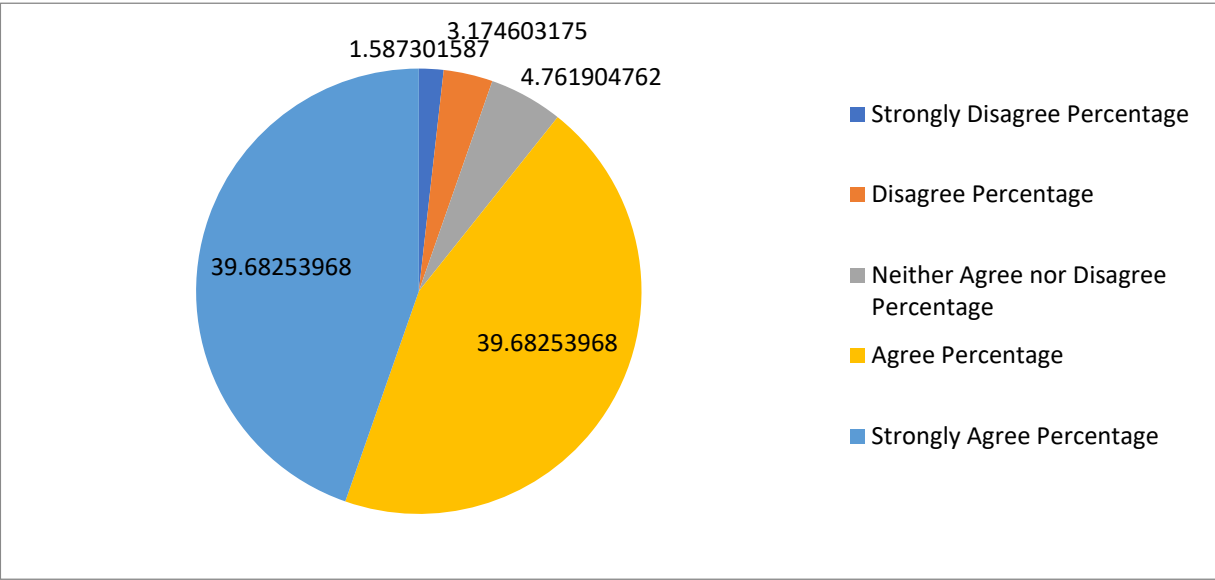
5. The college has given me full freedom to adopt new techniques / strategies of teaching such as group discussions, seminar presentations and learners' participation:

NO OF TEACHERS	Strongly Disagree	Disagree	Neither Agree nor Disagree	Agree	Strongly Agree	Strongly Disagree Percentage	Disagree Percentage	Neither Agree nor Disagree Percentage	Agree Percentage	Strongly Agree Percentage
63	0	0	1	25	37	0	0	1.587301587	39.68253968	58.73015873



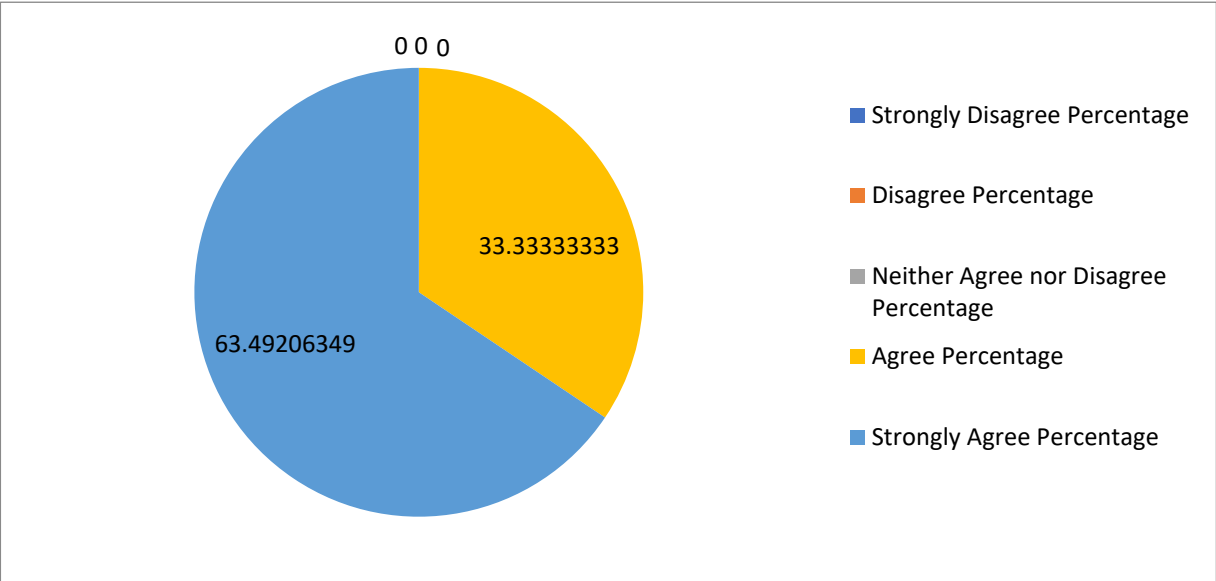
6. I have the freedom to adopt new techniques / strategies of testing and assessment of students:

NO OF TEACHERS	Strongly Disagree	Disagree	Neither Agree nor Disagree	Agree	Strongly Agree	Strongly Disagree Percentage	Disagree Percentage	Neither Agree nor Disagree Percentage	Agree Percentage	Strongly Agree Percentage
63	1	2	3	25	25	1.587301587	3.174603175	4.761904762	39.68253968	39.68253968



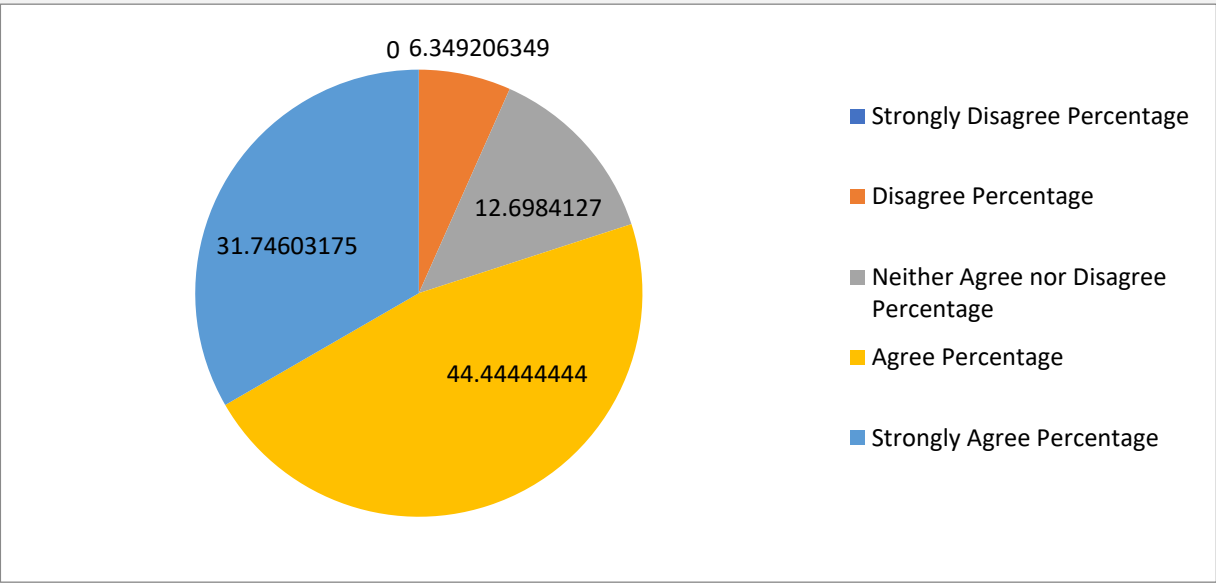
7. Tests and examinations are conducted well in time with proper coverage of all units in the syllabus:

NO OF TEACHERS	Strongly Disagree	Disagree	Neither Agree nor Disagree	Agree	Strongly Agree	Strongly Disagree Percentage	Disagree Percentage	Neither Agree nor Disagree Percentage	Agree Percentage	Strongly Agree Percentage
63	0	0	0	21	40	0	0	0	33.33333333	63.49206349



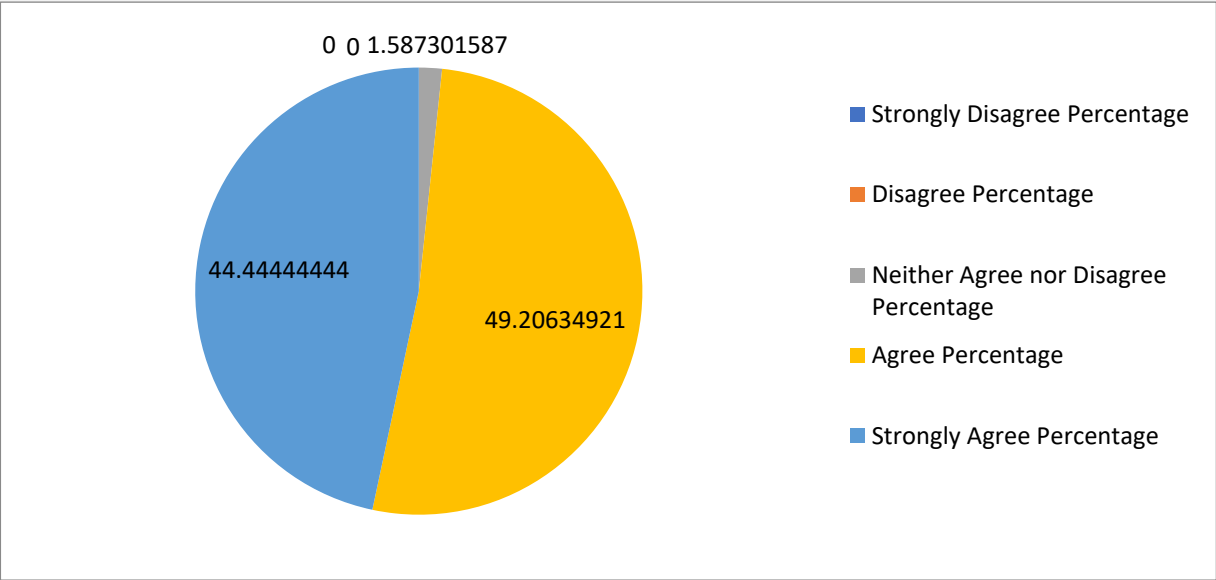
8. The prescribed books are available in the Library in Sufficient numbers:

NO OF TEACHERS	Strongly Disagree	Disagree	Neither Agree nor Disagree	Agree	Strongly Agree	Strongly Disagree Percentage	Disagree Percentage	Neither Agree nor Disagree Percentage	Agree Percentage	Strongly Agree Percentage
63	0	4	8	28	20	0	6.349206349	12.6984127	44.44444444	31.74603175



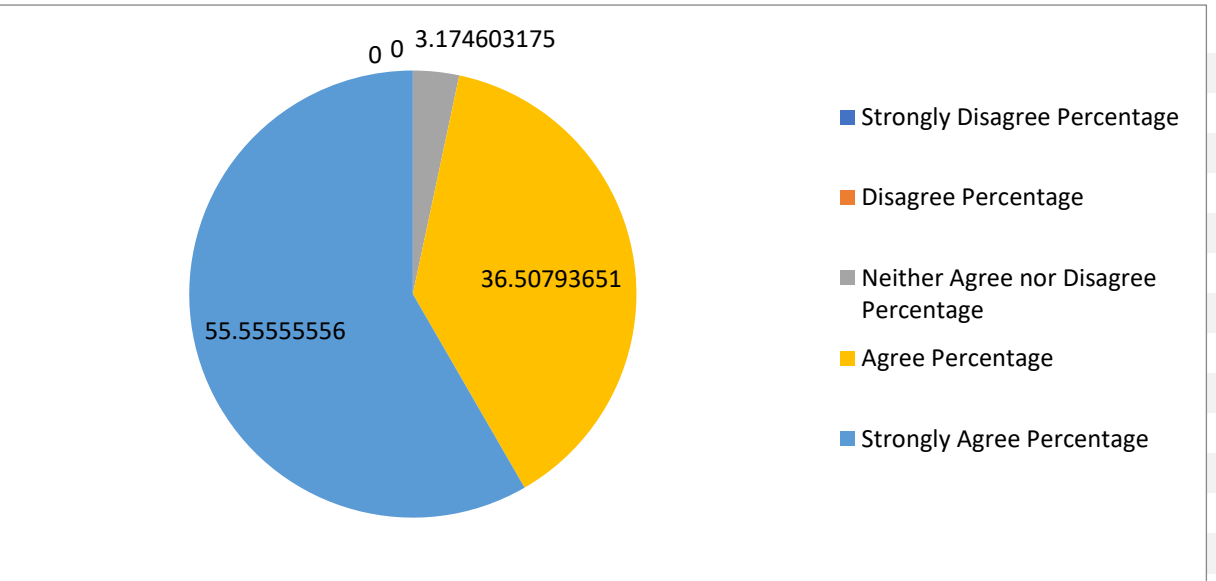
9. The environment in the College is conducive to teaching and research:

NO OF TEACHERS	Strongly Disagree	Disagree	Neither Agree nor Disagree	Agree	Strongly Agree	Strongly Disagree Percentage	Disagree Percentage	Neither Agree nor Disagree Percentage	Agree Percentage	Strongly Agree Percentage
63	0	0	1	31	28	0	0	1.587301587	49.20634921	44.44444444



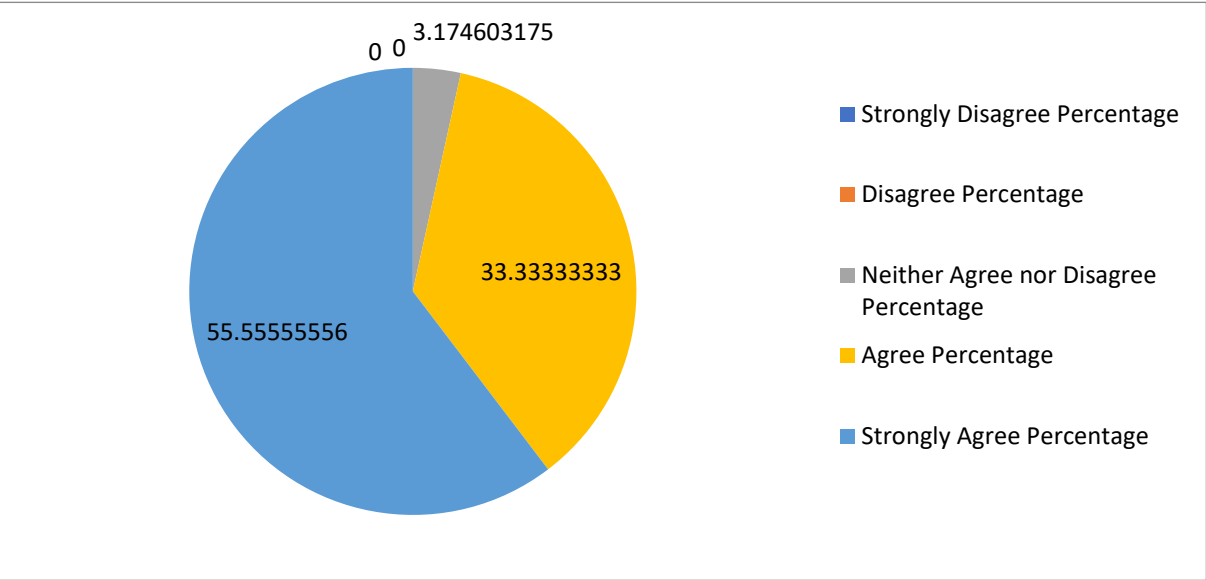
10. The administration is teacher friendly

NO OF TEACHERS	Strongly Disagree	Disagree	Neither Agree nor Disagree	Agree	Strongly Agree	Strongly Disagree Percentage	Disagree Percentage	Neither Agree nor Disagree Percentage	Agree Percentage	Strongly Agree Percentage
63	0	0	2	23	35	0	0	3.174603175	36.50793651	55.55555556



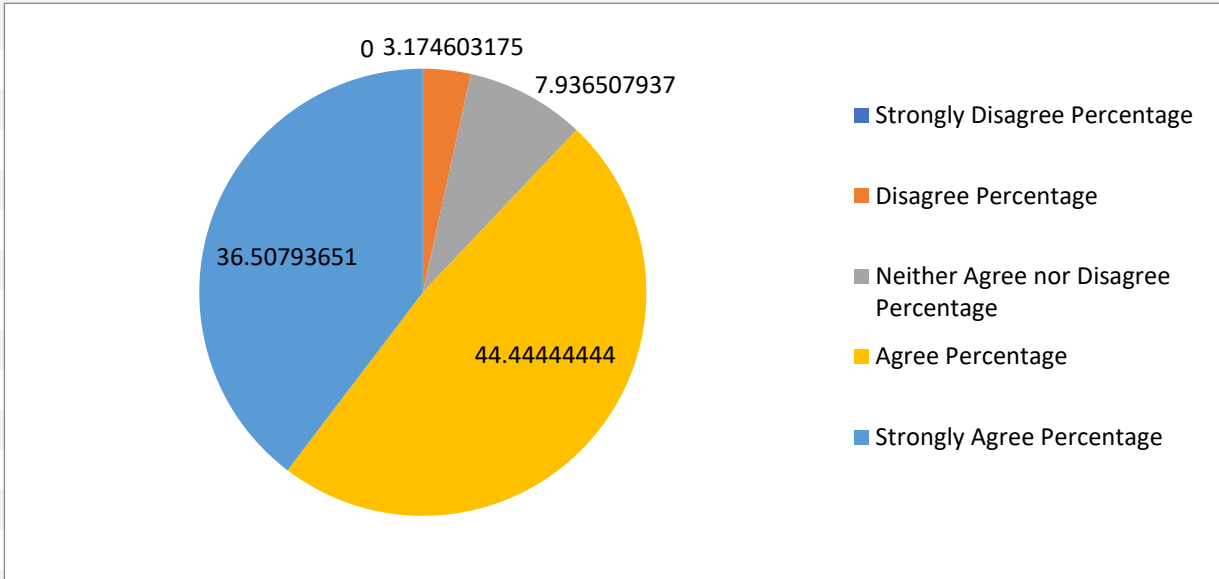
11. The college provides adequate opportunities and support to faculty members for upgrading their skills and qualifications

NO OF TEACHERS	Strongly Disagree	Disagree	Neither Agree nor Disagree	Agree	Strongly Agree	Strongly Disagree Percentage	Disagree Percentage	Neither Agree nor Disagree Percentage	Agree Percentage	Strongly Agree Percentage
63	0	0	2	21	35	0	0	3.174603175	33.33333333	55.55555556



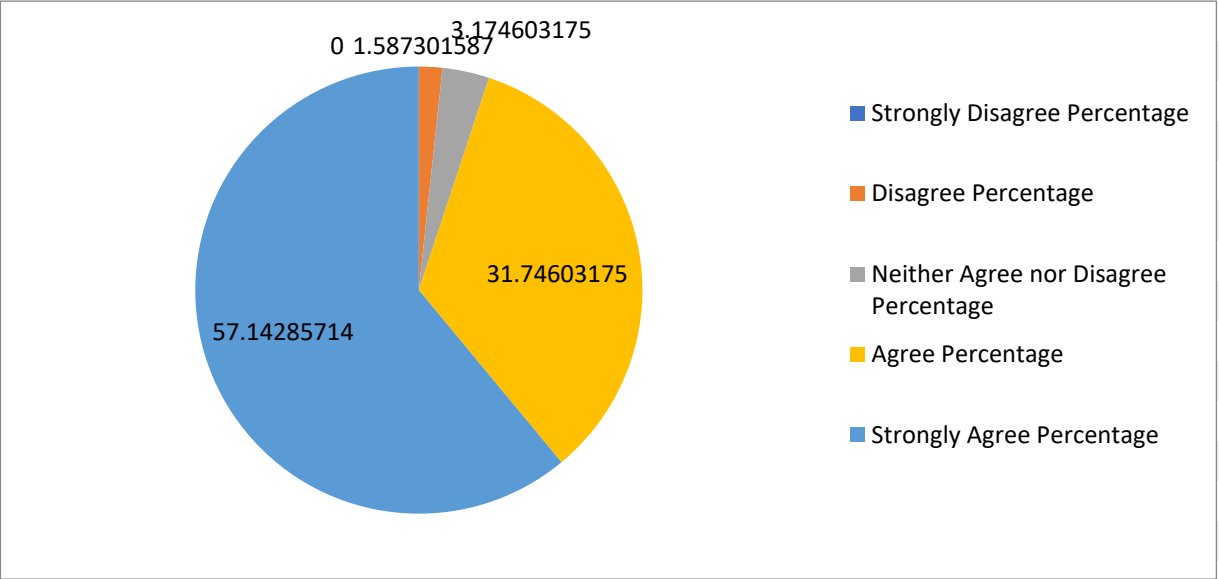
12. ICT facilities in the college are adequate and satisfactory

NO OF TEACHERS	Strongly Disagree	Disagree	Neither Agree nor Disagree	Agree	Strongly Agree	Strongly Disagree Percentage	Disagree Percentage	Neither Agree nor Disagree Percentage	Agree Percentage	Strongly Agree Percentage
63	0	2	5	28	23	0	3.174603175	7.936507937	44.44444444	36.50793651



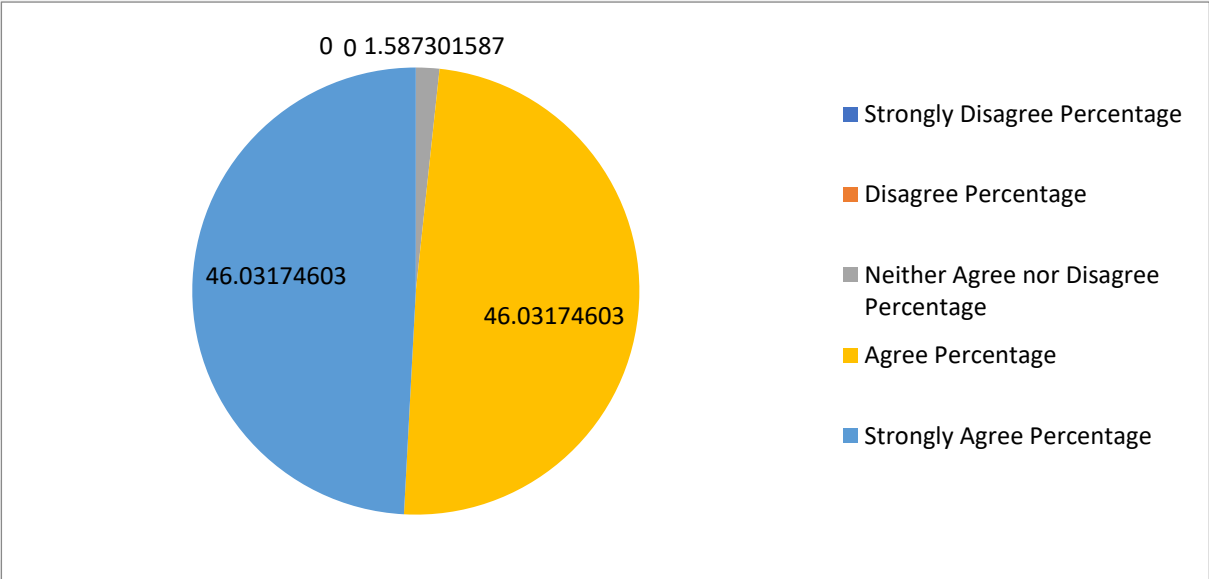
13. Separate space in college Canteen is available for Teachers

NO OF TEACHERS	Strongly Disagree	Disagree	Neither Agree nor Disagree	Agree	Strongly Agree	Strongly Disagree Percentage	Disagree Percentage	Neither Agree nor Disagree Percentage	Agree Percentage	Strongly Agree Percentage
63	0	1	2	20	36	0	1.587301587	3.174603175	31.74603175	57.14285714



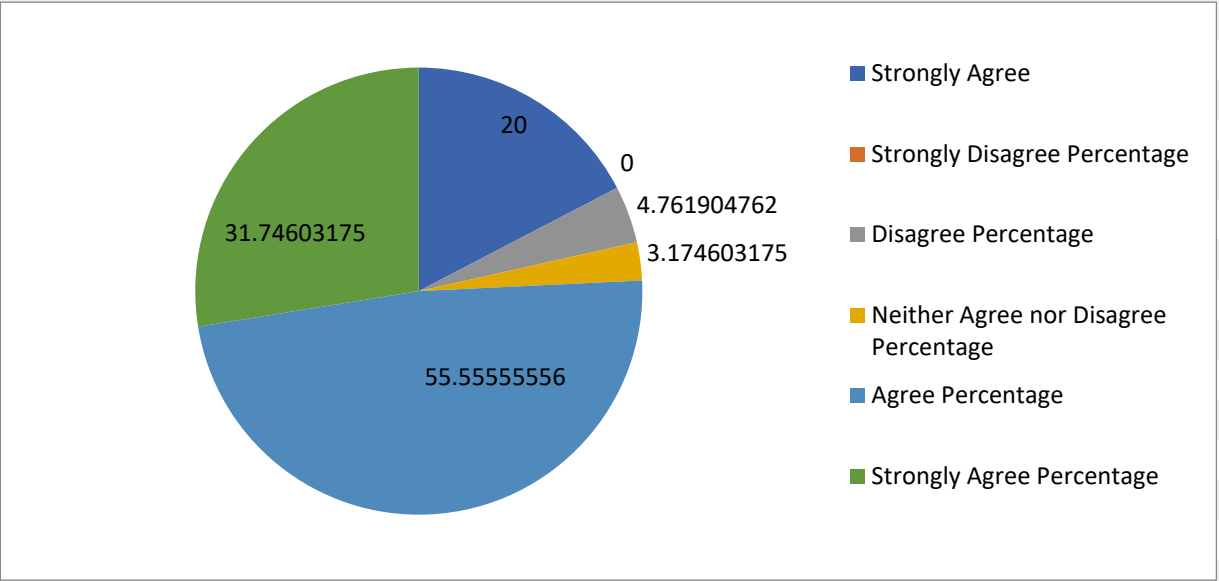
14. Toilets / washrooms are clean and properly maintained

NO OF TEACHERS	Strongly Disagree	Disagree	Neither Agree nor Disagree	Agree	Strongly Agree	Strongly Disagree Percentage	Disagree Percentage	Neither Agree nor Disagree Percentage	Agree Percentage	Strongly Agree Percentage
63	0	0	1	29	29	0	0	1.587301587	46.03174603	46.03174603

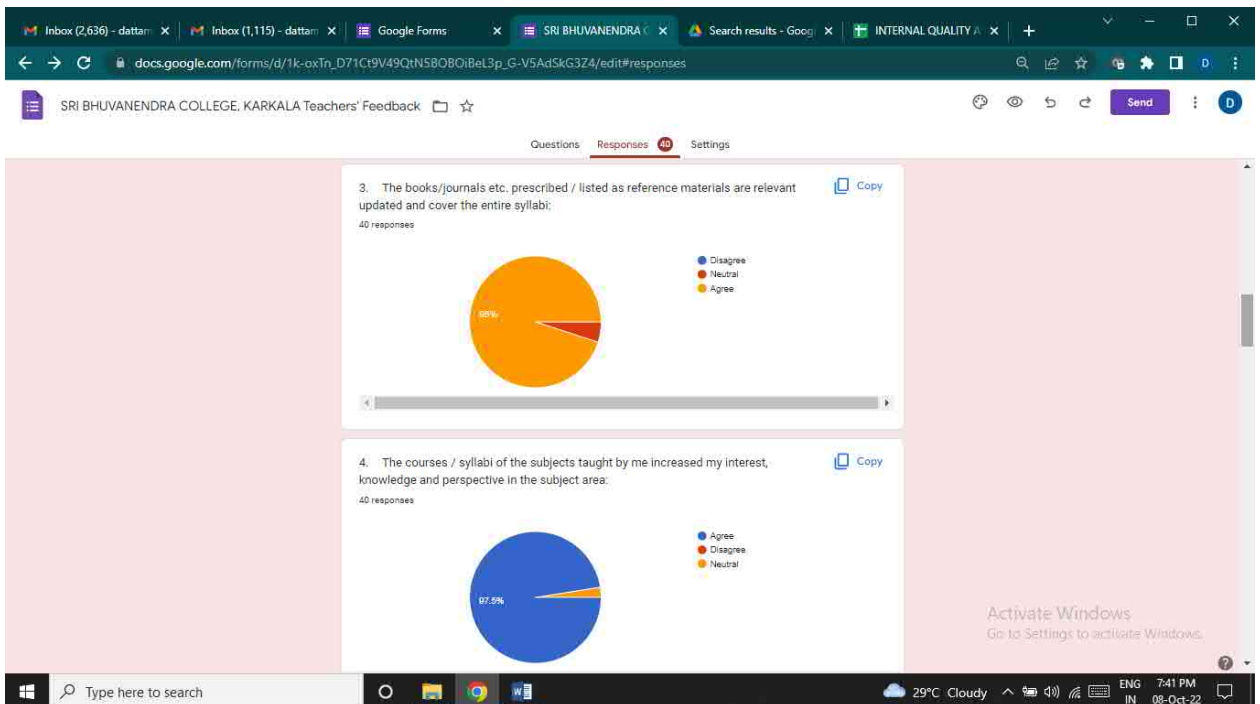
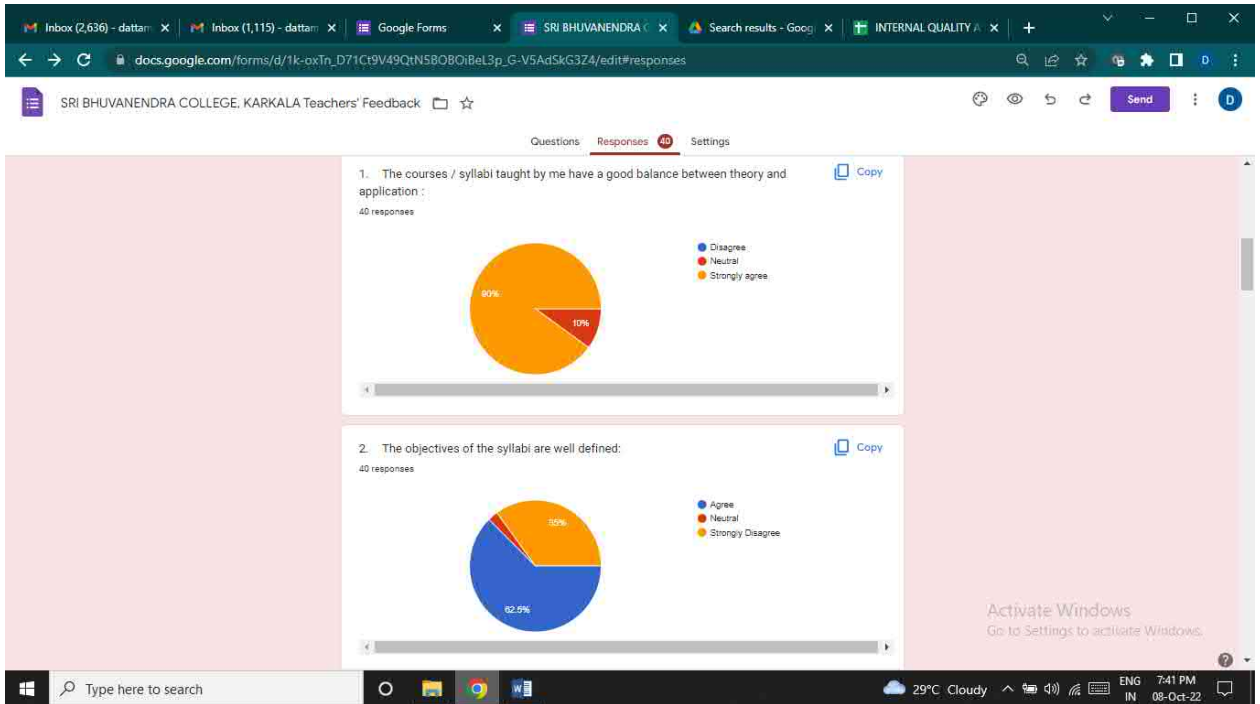


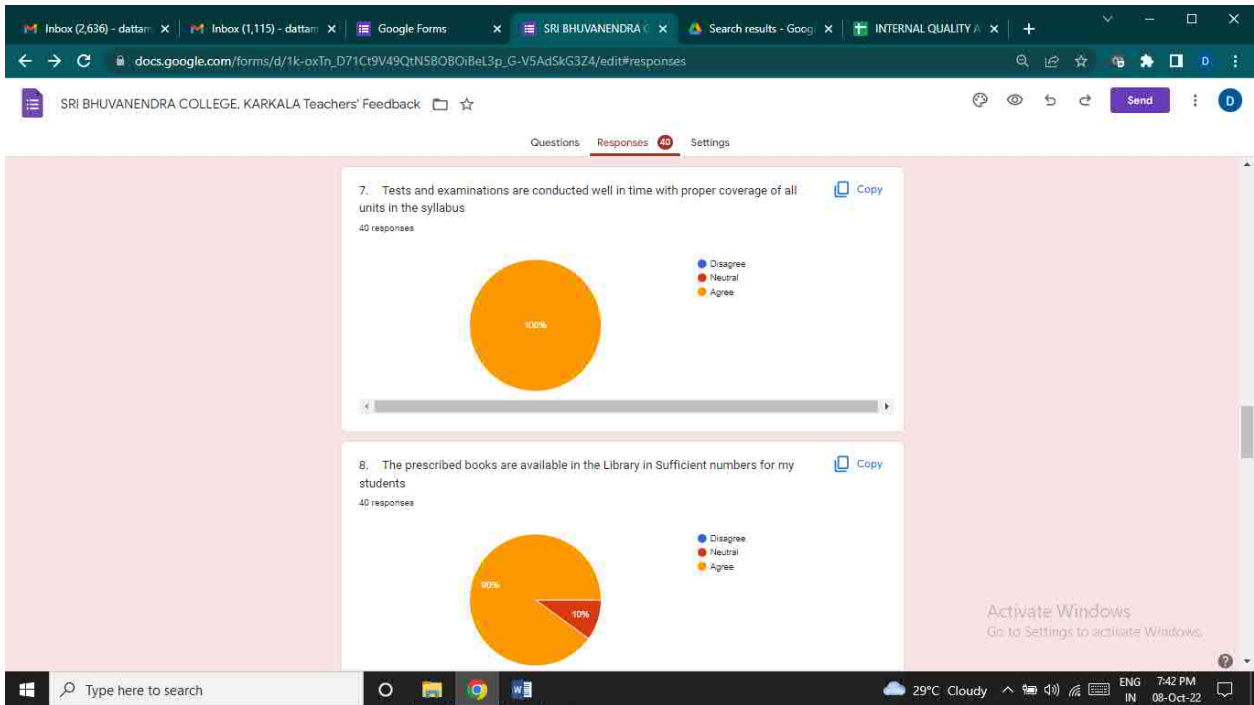
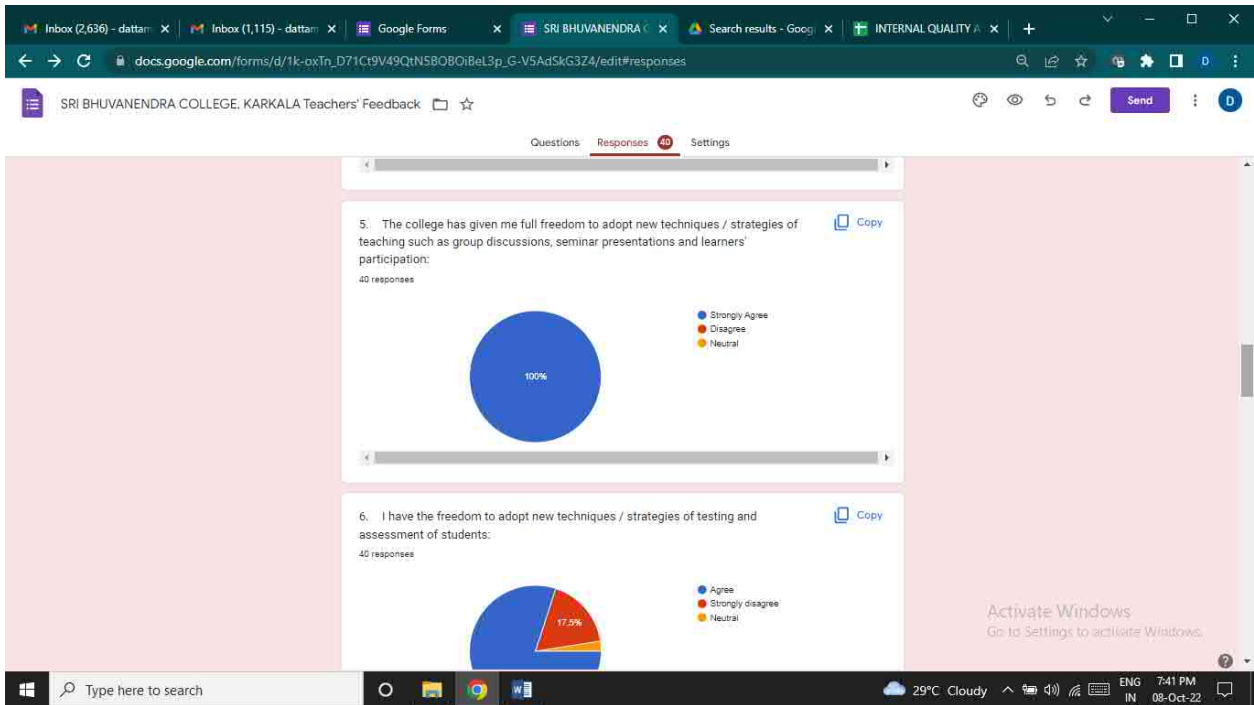
15. The classrooms are clean and well maintained:

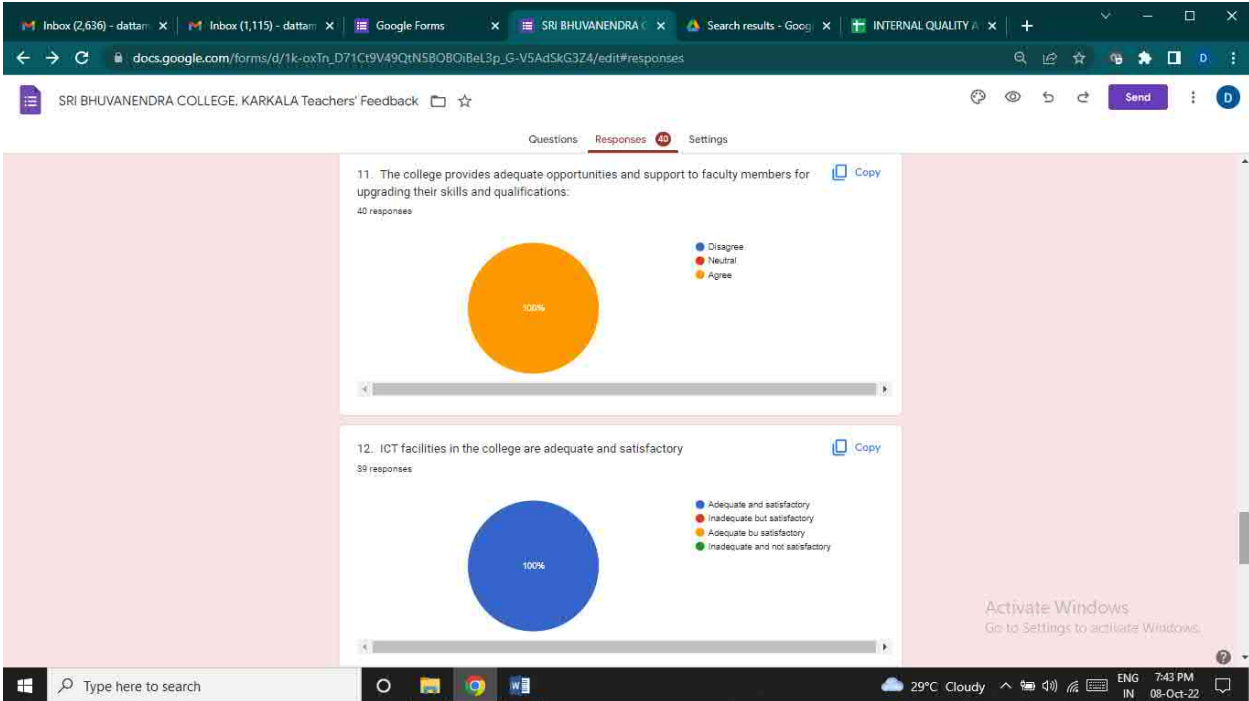
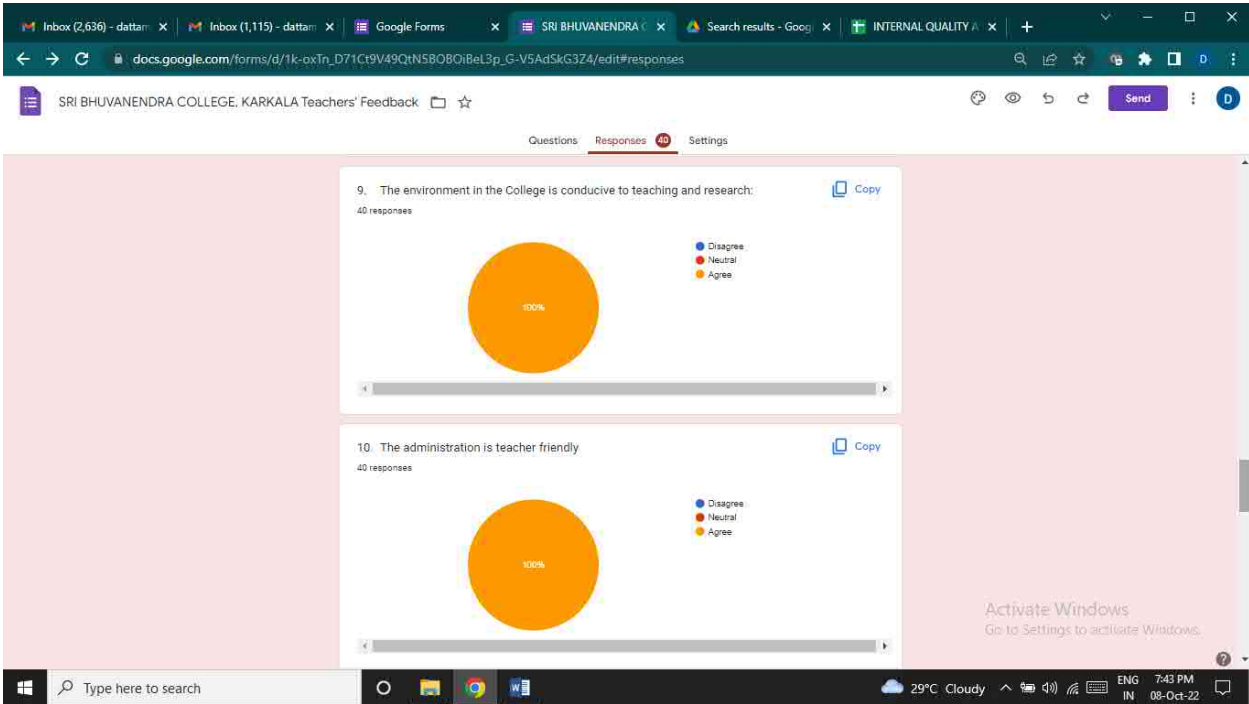
NO OF TEACHERS	Strongly Disagree	Disagree	Neither Agree nor Disagree	Agree	Strongly Agree	Strongly Disagree Percentage	Disagree Percentage	Neither Agree nor Disagree Percentage	Agree Percentage	Strongly Agree Percentage
63	0	3	2	35	20	0	4.761904762	3.174603175	55.55555556	31.74603175

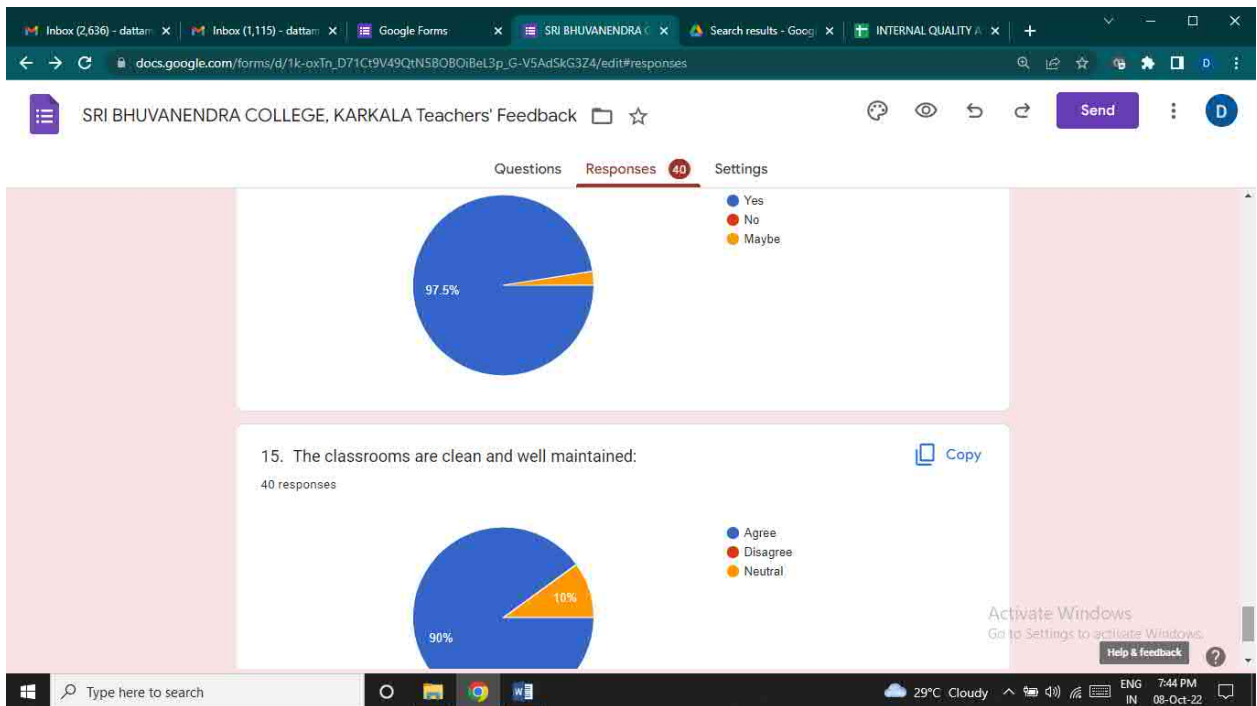
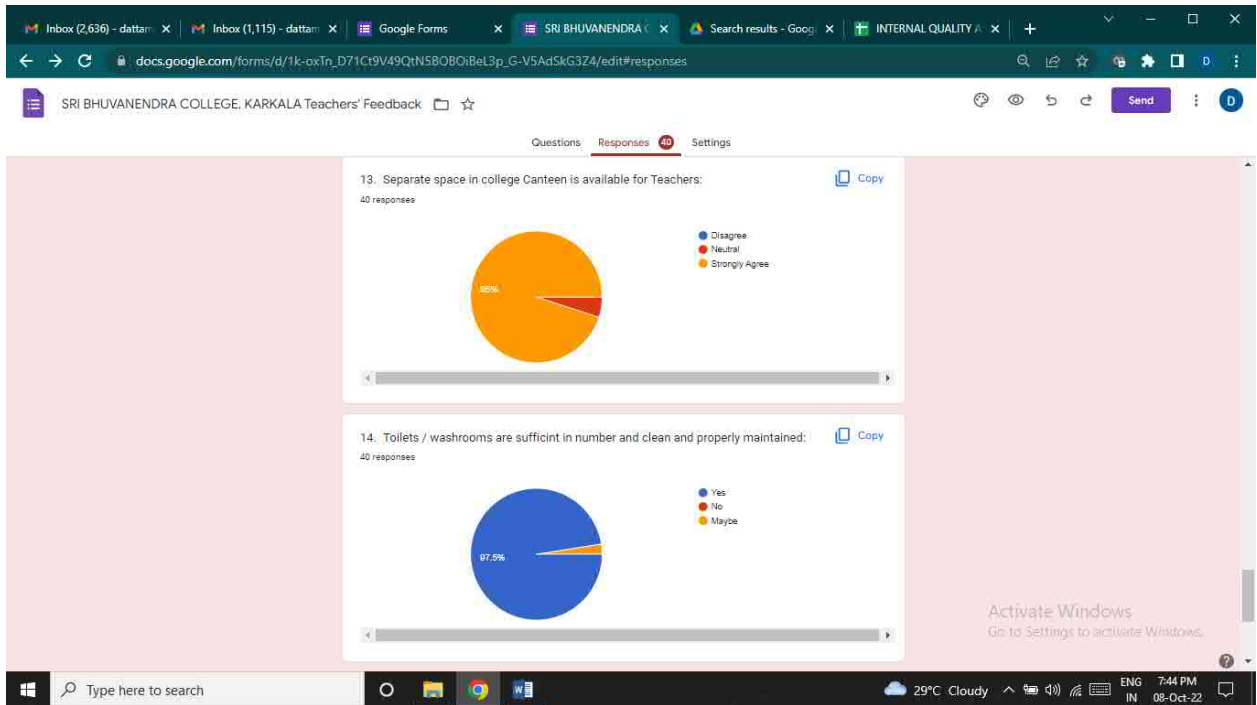


Teachers feedback 2020-21









SRI BHUVANENDRA COLLEGE, KARKALA

Teachers Feedback 2021-22

This form is intended to collect information relating to your satisfaction towards the curriculum, teaching, learning, evaluation and infrastructure. The information provided by you will be kept confidential and will be used as important feedback for quality improvement of the programme of studies and the institution.

For each item please indicate your level of agreement with the following statements by selecting appropriate option.

Email

sudhishkotian@gmail.com

1. The courses / syllabi taught by me have a good balance between theory and application :

- ☐ Disagree
- ☐ Neutral
- ☒ Strongly agree

2. The objectives of the syllabi are well defined:

- ☐ Agree
- ☐ Neutral
- ☒ Strongly Disagree

3. The books/journals etc. prescribed / listed as reference materials are relevant updated and cover the entire syllabi:

☐ Disagree

☐ Neutral

☒ Agree

4. The courses / syllabi of the subjects taught by me increased my interest, knowledge and perspective in the subject area:

☐ Agree

☐ Disagree

☒ Neutral

5. The college has given me full freedom to adopt new techniques / strategies of teaching such as group discussions, seminar presentations and learners participation:

☒ Strongly Agree

☐ Disagree

☐ Neutral

6. I have the freedom to adopt new techniques / strategies of testing and assessment of students:

- ☒ Agree
- ☐ Strongly disagree
- ☐ Neutral

7. Tests and examinations are conducted well in time with proper coverage of all units in the syllabus

- ☐ Disagree
- ☐ Neutral
- ☒ Agree

8. The prescribed books are available in the Library in Sufficient numbers for my students

- ☐ Disagree
- ☐ Neutral
- ☒ Agree

9. The environment in the College is conducive to teaching and research:

☐ Disagree

☐ Neutral

☒ Agree

10. The administration is teacher friendly

☐ Disagree

☐ Neutral

☒ Agree

11. The college provides adequate opportunities and support to faculty members for upgrading their skills and qualifications:

☐ Disagree

☐ Neutral

☒ Agree

12. ICT facilities in the college are adequate and satisfactory

- ☒ Adequate and satisfactory
- ☐ Inadequate but satisfactory
- ☐ Adequate bu satisfactory
- ☐ Inadequate and not satisfactory

13. Separate space in college Canteen is available for Teachers:

- ☐ Disagree
- ☐ Neutral
- ☒ Strongly Agree

14. Toilets / washrooms are sufficint in number and clean and properly maintained:

- ☒ Yes
- ☐ No
- ☐ Maybe

15. The classrooms are clean and well maintained:

☒ Agree

☐ Disagree

☐ Neutral

This content is neither created nor endorsed by Google.

Google Forms

13:16 Sat, 15 Oct

docs.google.com

SRI BHUVANENDRA C

docs.google.com/forms/d/1k-ox1

SRI BHUVANENDRA COLLEGE, KAR

QuestionsResponses40Settings

1. The courses / syllabi taught by me have a good balance between theory and application :

40 responses

90%

10%

Disagree

Neutral

Strongly agree

2. The objectives of the syllabi are well defined:

40 responses

62.5%

35%

Agree

Neutral

Strongly Disagree

3. The books/journals etc. prescribed / listed as reference materials are relevant updated and cover the entire syllabi:

40 responses

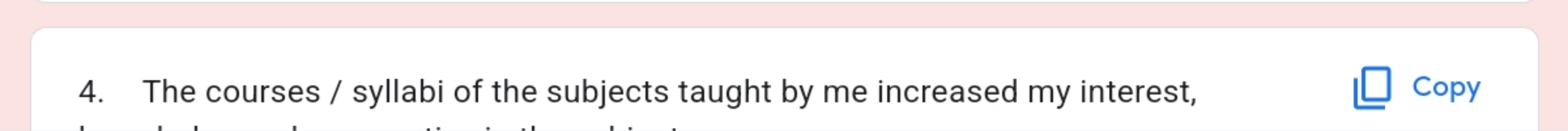
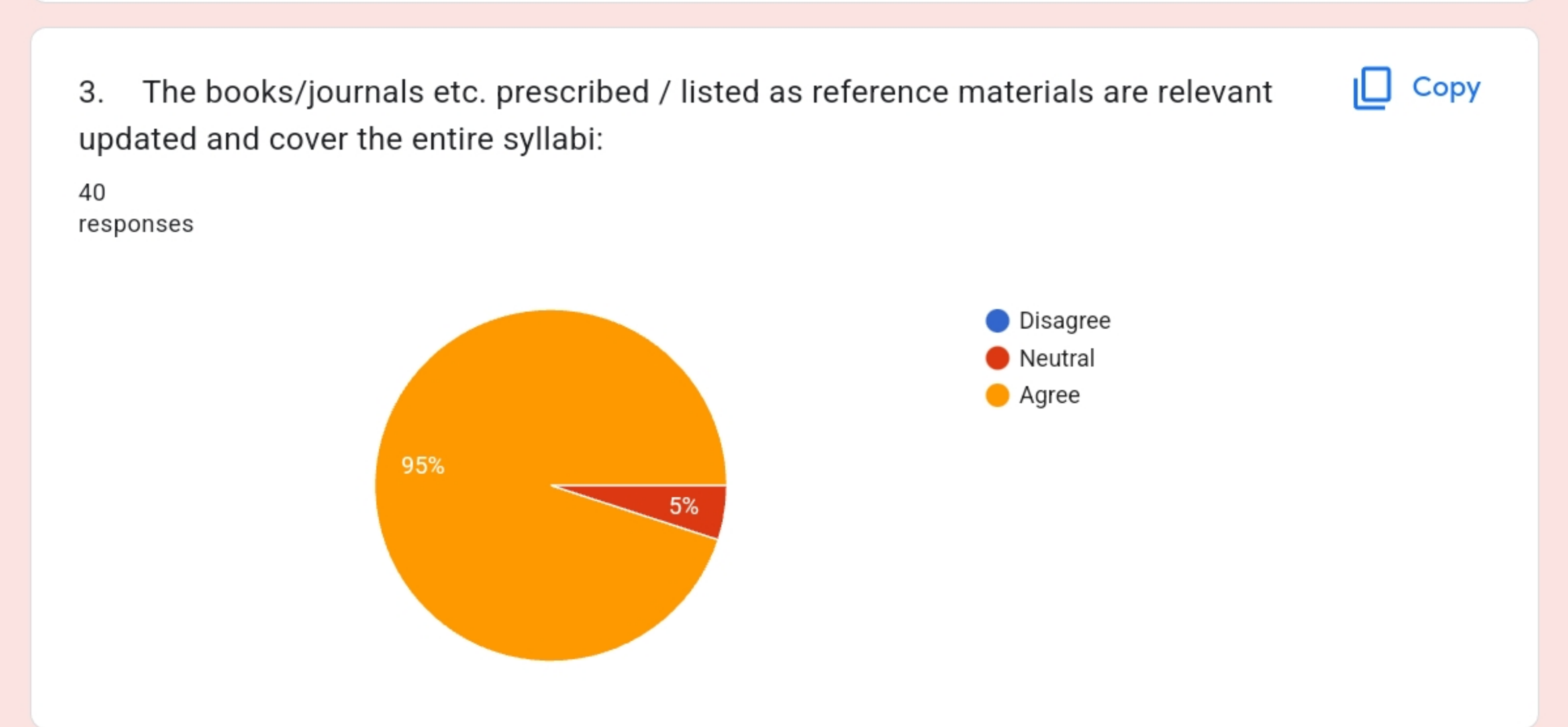
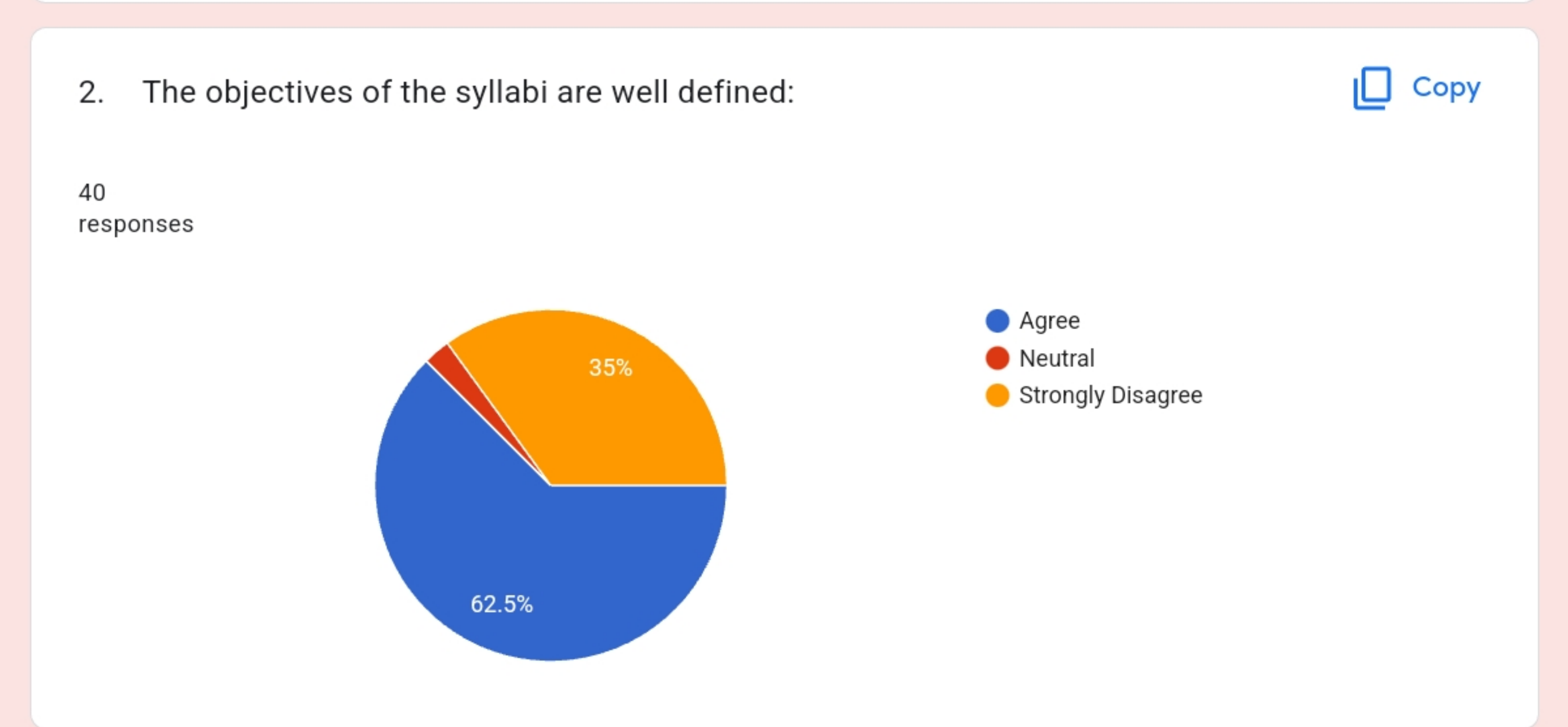
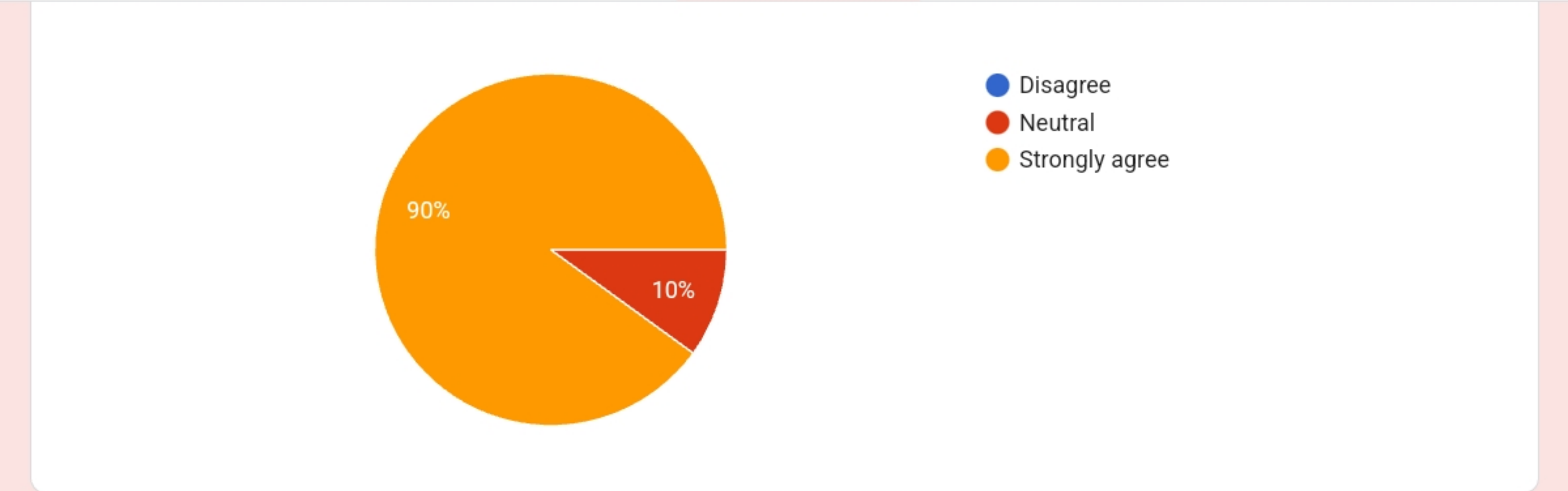
95%

5%

Disagree

Neutral

Agree



13:48 Sat, 15 Oct

docs.google.com

SRI BHUVANENDRA C

docs.google.com/forms/d/1k-ox1

3

SRI BHUVANENDRA COLLEGE, KAR

40

Questions

Responses

Settings

4. The courses / syllabi of the subjects taught by me increased my interest, knowledge and perspective in the subject area:

40 responses

97.5%

Agree

Disagree

Neutral

Copy

5. The college has given me full freedom to adopt new techniques / strategies of teaching such as group discussions, seminar presentations and learners' participation:

40 responses

100%

Strongly Agree

Disagree

Neutral

Copy

6. I have the freedom to adopt new techniques / strategies of testing and assessment of students:

40 responses

80%

17.5%

Agree

Strongly disagree

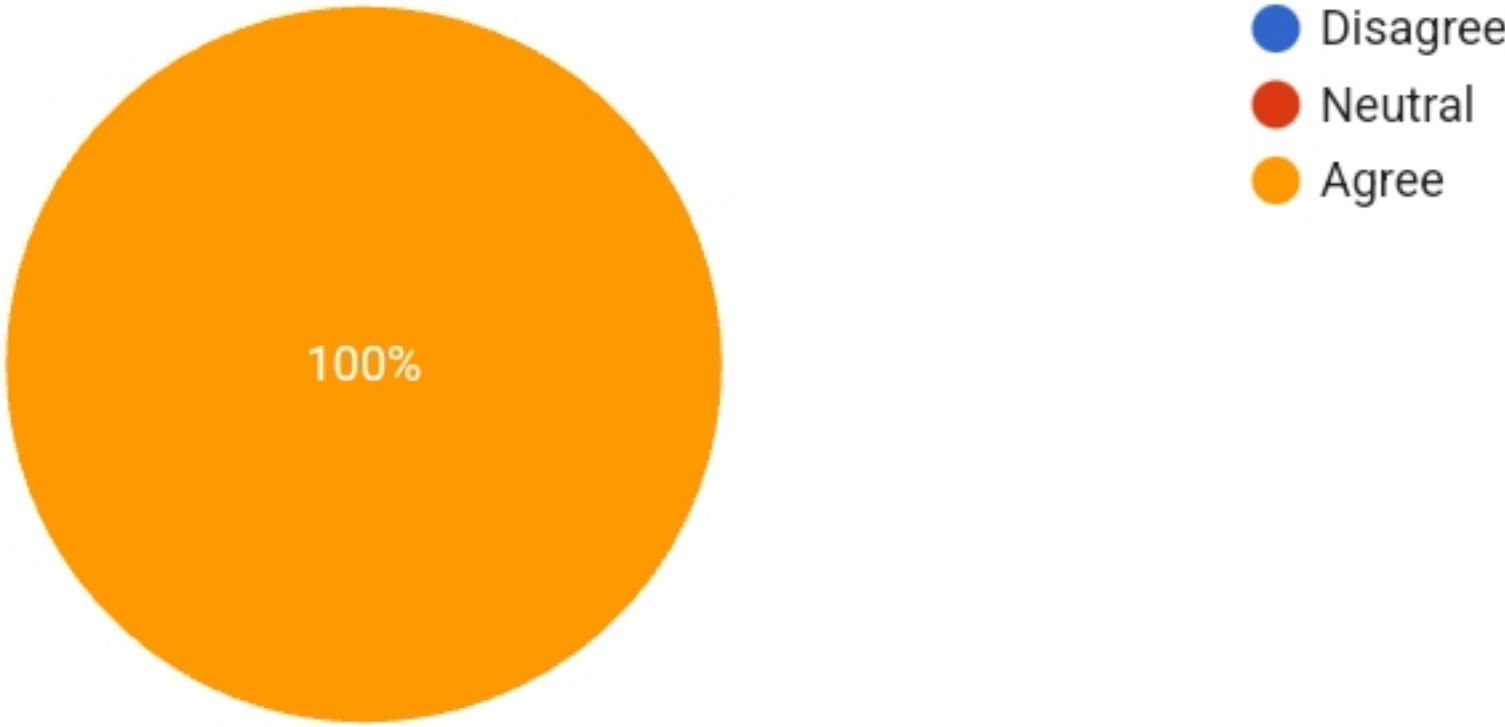
Neutral

Copy

7. Tests and examinations are conducted well in time with proper coverage of all units in the syllabus

Copy

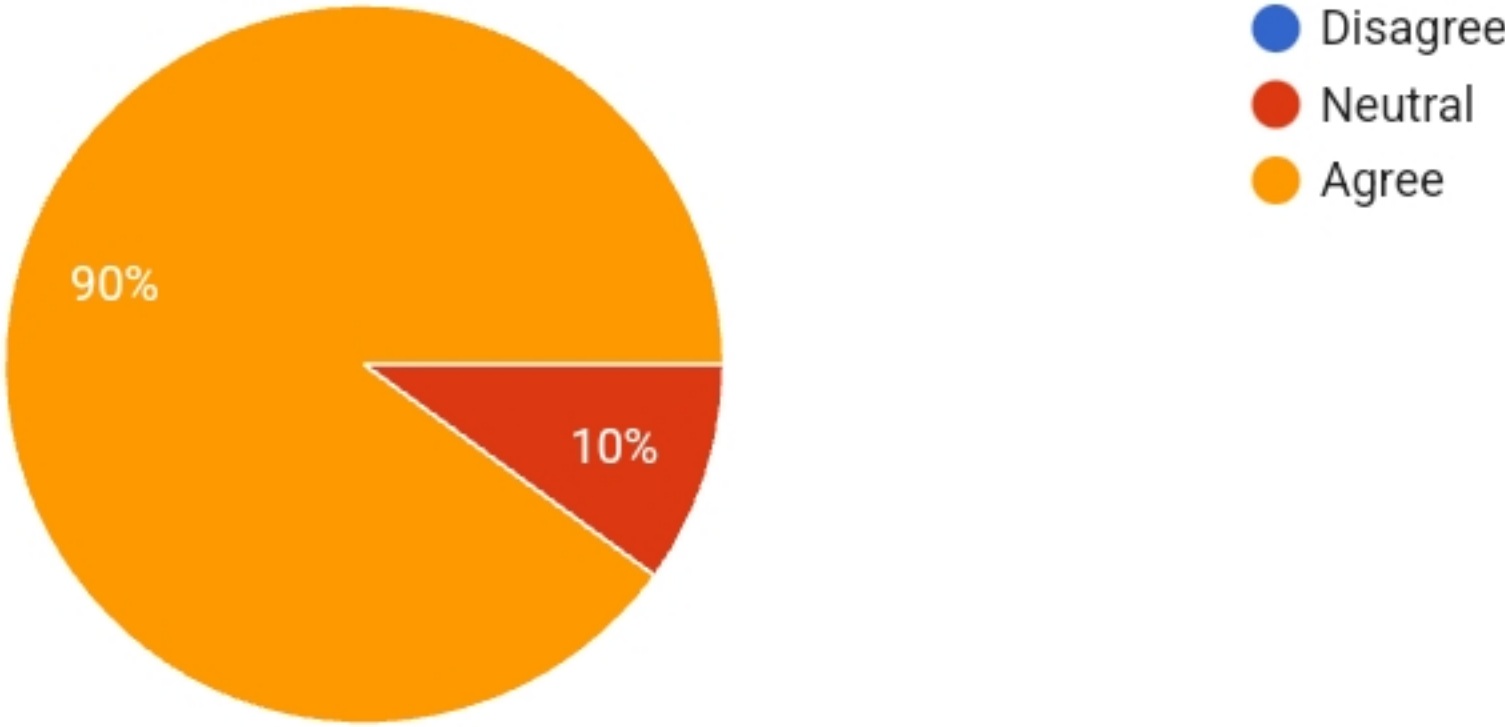
40 responses



8. The prescribed books are available in the Library in Sufficient numbers for my students

Copy

40 responses



9. The environment in the College is conducive to teaching and research:

Copy

40 responses

